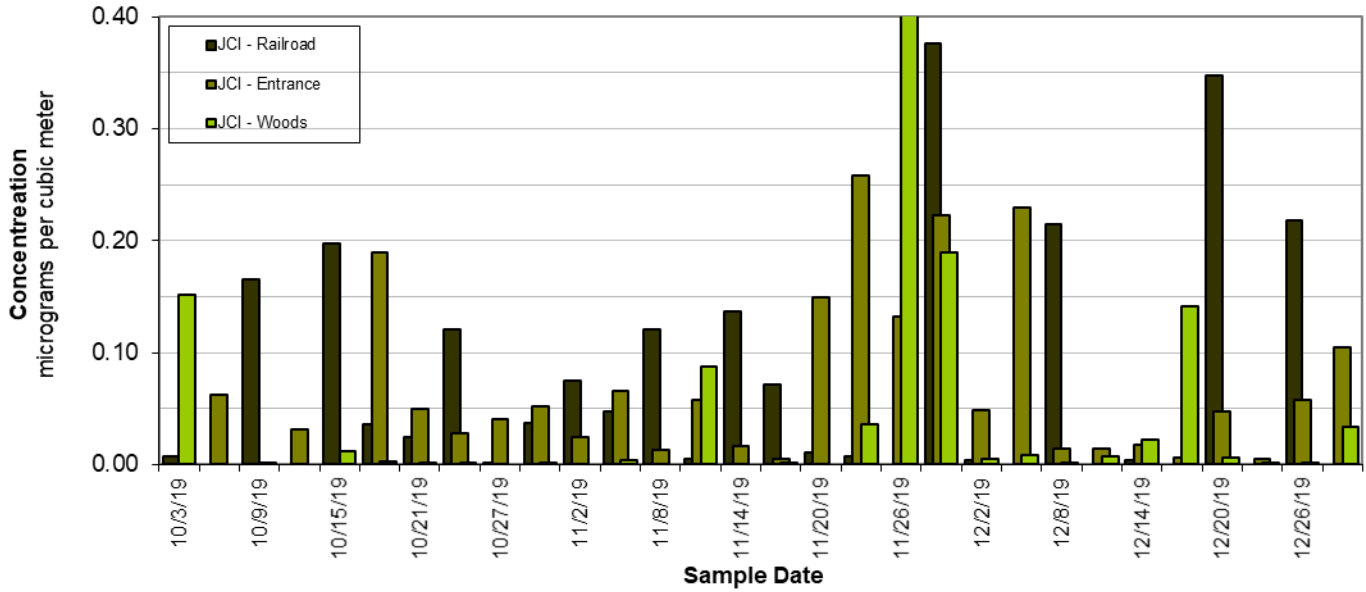
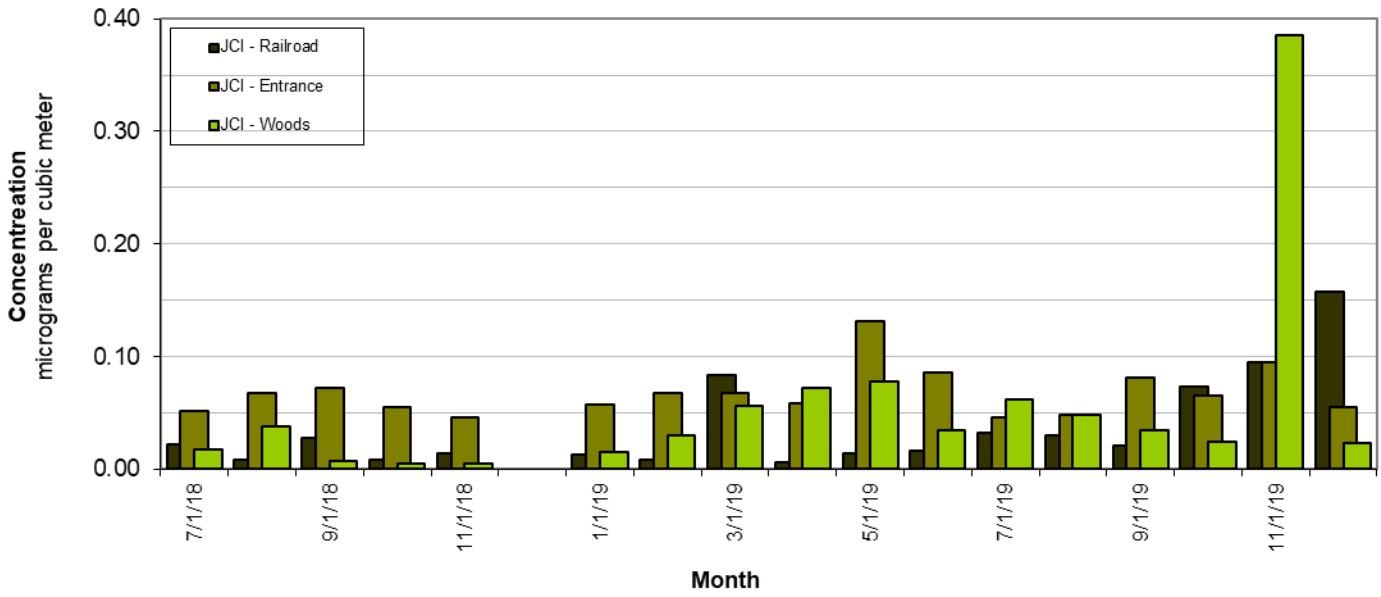


**Johnson Control Florence Recycling Facility**  
24 Hour Average Lead concentration



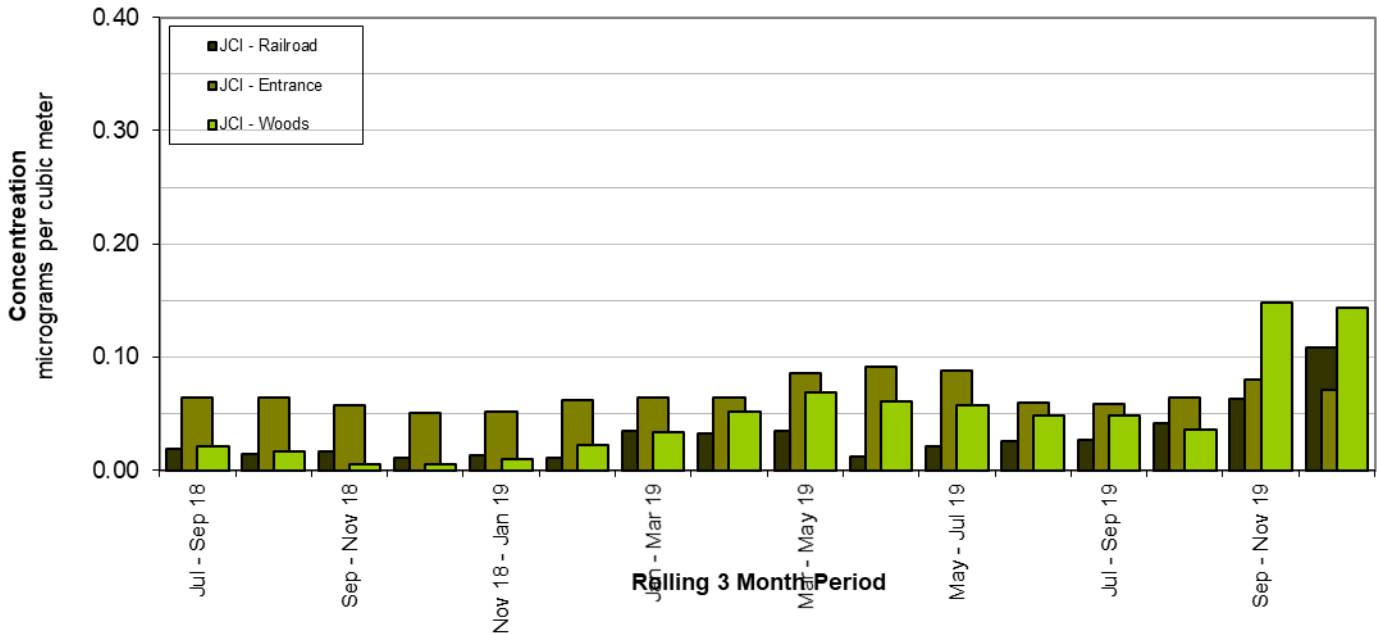
Level of the standard		0.15 µg/M3	
<b>Individual Daily Lead Data</b>			
Sample Date	Concentration(µg/M3)		
	041-8001-1 JCI - Railroad	041-8002-1 JCI - Entrance	041-8003-1 JCI - Woods
10/03/19	0.007		0.152
10/06/19		0.062	
10/09/19	0.165		0.002
10/12/19		0.032	
10/15/19	0.198		0.012
10/18/19	0.036	0.19	0.003
10/21/19	0.025	0.05	0.001
10/24/19	0.121	0.028	0.001
10/27/19	0.002	0.041	
10/30/19	0.037	0.052	0.002
11/02/19	0.075	0.024	
11/05/19	0.047	0.066	0.004
11/08/19	0.121	0.013	
11/11/19	0.005	0.058	0.088
11/14/19	0.137	0.016	
11/17/19	0.071	0.005	0.001
11/20/19	0.011	0.149	
11/23/19	0.007	0.258	0.036
11/26/19		0.132	1.991
11/29/19	0.376	0.223	0.189
12/02/19	0.004	0.049	0.005
12/05/19		0.229	0.008
12/08/19	0.215	0.014	0.002
12/11/19		0.014	0.007
12/14/19	0.004	0.018	0.022
12/17/19		0.006	0.141
12/20/19	0.348	0.048	0.006
12/23/19		0.005	0.001
12/26/19	0.218	0.058	0.002
12/29/19		0.105	0.034

**Johnson Control Florence Recycling Facility**  
**Monthly Average Lead Concentration**



Level of the standard		0.15 $\mu\text{g}/\text{M}^3$		
<b>Monthly Average Lead Data</b>				
<b>Concentration(<math>\mu\text{g}/\text{M}^3</math>)</b>				
	<b>041-8001-1</b>	<b>041-8002-1</b>	<b>041-8003-1</b>	
<b>Month</b>	<b>JCI - Railroad</b>	<b>JCI - Entrance</b>	<b>JCI - Woods</b>	
Jul-18	0.022	0.052	0.018	
Aug-18	0.009	0.067	0.038	
Sep-18	0.028	0.072	0.007	
Oct-18	0.008	0.055	0.006	
Nov-18	0.015	0.046	0.005	
Dec-18				
Jan-19	0.013	0.057	0.016	
Feb-19	0.009	0.068	0.030	
Mar-19	0.084	0.067	0.056	
Apr-19	0.007	0.058	0.072	
May-19	0.014	0.132	0.078	
Jun-19	0.016	0.086	0.034	
Jul-19	0.032	0.046	0.061	
Aug-19	0.030	0.048	0.049	
Sep-19	0.021	0.081	0.035	
Oct-19	0.074	0.065	0.025	
Nov-19	0.094	0.094	0.385	
Dec-19	0.158	0.055	0.023	

**Johnson Control Florence Recycling Facility**  
Three Month Average Lead Concentration



Level of the standard		0.15 µg/M <sup>3</sup>	
<b>Three Month Average Lead Data</b>			
	<b>Concentration(µg/M3)</b>		
	<b>041-8001-1</b>	<b>041-8002-1</b>	<b>041-8003-1</b>
<b>Month Range</b>	<b>JCI - Railroad</b>	<b>JCI - Entrance</b>	<b>JCI - Woods</b>
Jul - Sep 18	0.019	0.064	0.021
Aug - Oct 18	0.015	0.065	0.017
Sep - Nov 18	0.017	0.058	0.006
Oct - Dec 18	0.011	0.050	0.005
Nov 18 - Jan 19	0.014	0.052	0.010
Dec 18 - Feb 19	0.011	0.063	0.023
Jan - Mar 19	0.035	0.064	0.034
Feb - Apr 19	0.033	0.065	0.052
Mar - May 19	0.035	0.086	0.068
Apr - Jun 19	0.012	0.092	0.061
May - Jul 19	0.021	0.088	0.058
Jun - Aug 19	0.026	0.060	0.048
Jul - Sep 19	0.027	0.058	0.048
Aug - Oct 19	0.041	0.065	0.036
Sep - Nov 19	0.063	0.080	0.148
Oct - Dec 19	0.109	0.071	0.144