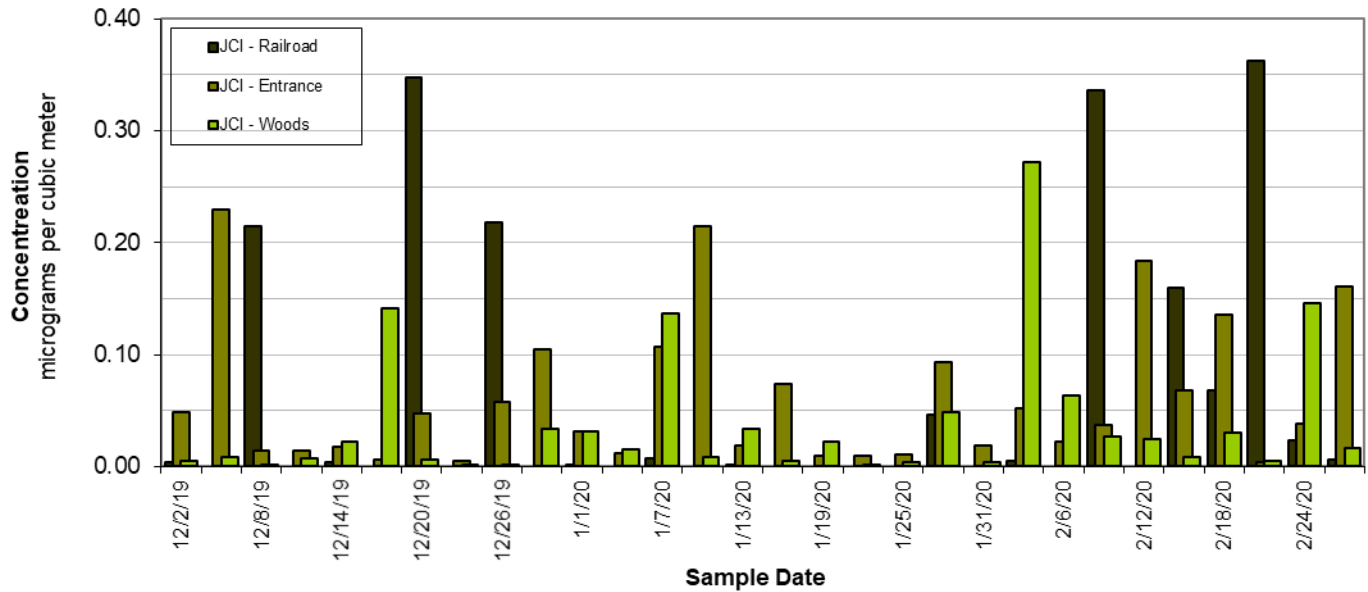
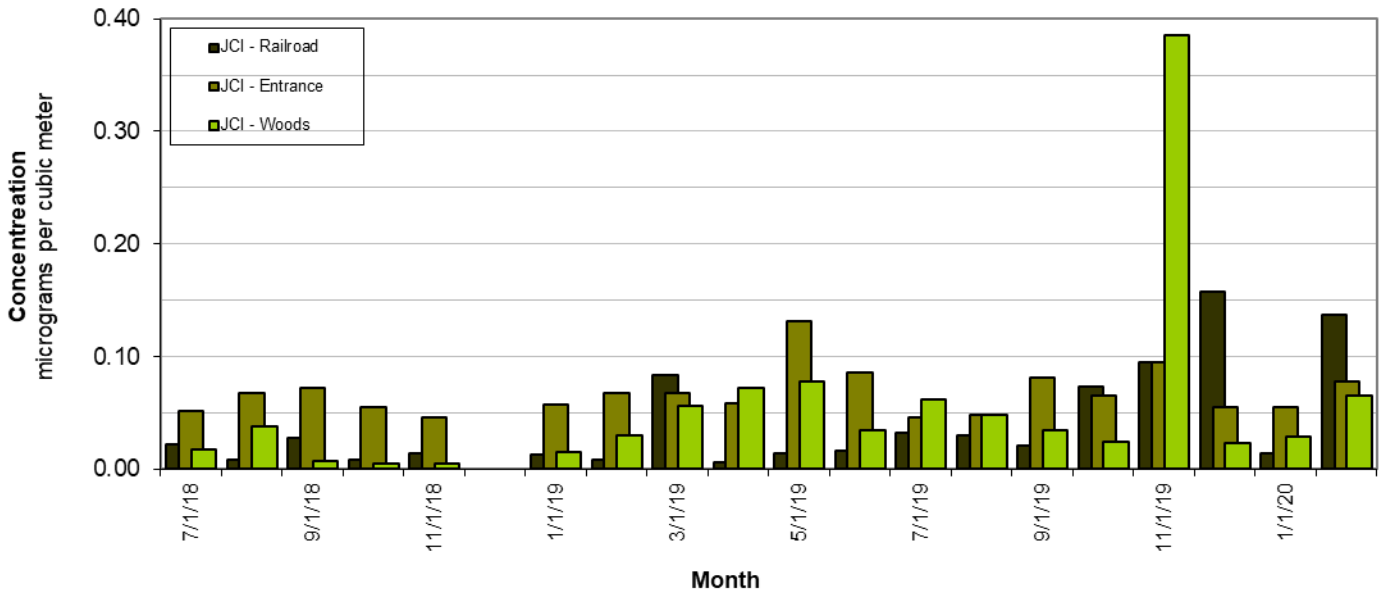


Johnson Control Florence Recycling Facility
24 Hour Average Lead concentration



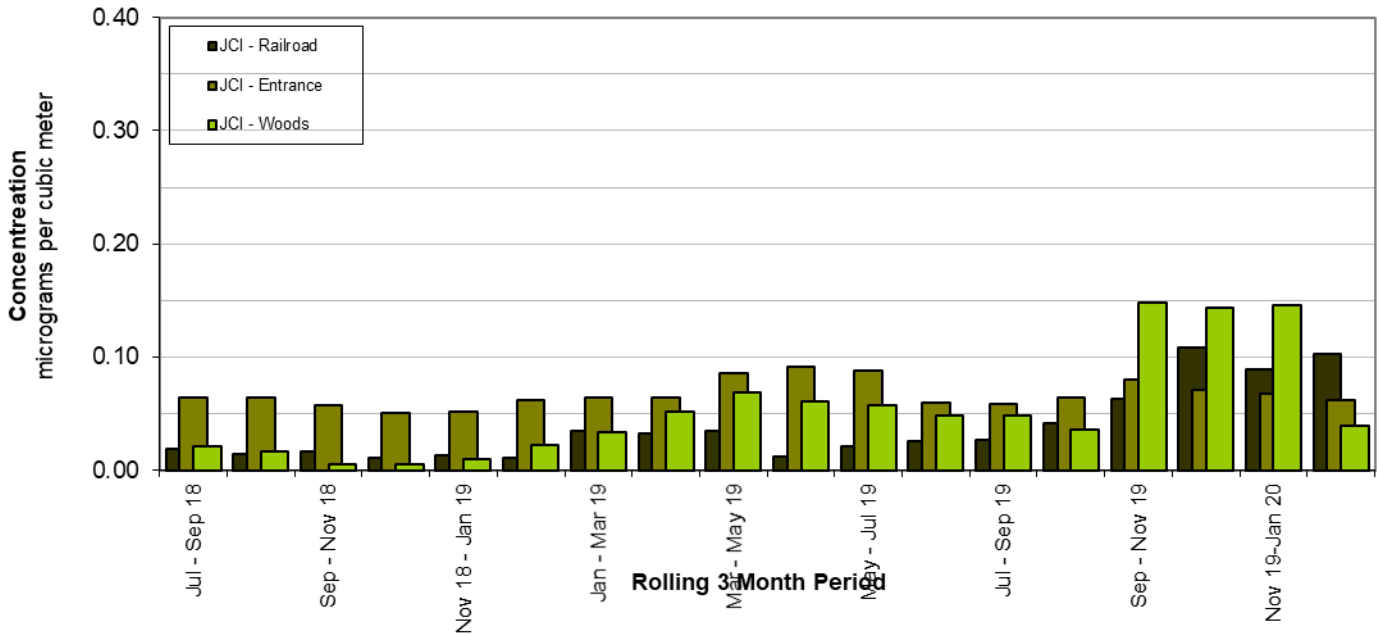
Level of the standard		0.15 µg/M3		
Individual Daily Lead Data				
Sample Date	Concentration(µg/M3)			
	041-8001-1	041-8002-1	041-8003-1	
	JCI - Railroad	JCI - Entrance	JCI - Woods	
12/02/19	0.004	0.049	0.005	
12/05/19		0.229	0.008	
12/08/19	0.215	0.014	0.002	
12/11/19		0.014	0.007	
12/14/19	0.004	0.018	0.022	
12/17/19		0.006	0.141	
12/20/19	0.348	0.048	0.006	
12/23/19		0.005	0.001	
12/26/19	0.218	0.058	0.002	
12/29/19		0.105	0.034	
01/01/20	0.001	0.032	0.032	
01/04/20		0.012	0.015	
01/07/20	0.007	0.107	0.137	
01/10/20		0.215	0.008	
01/13/20	0.002	0.019	0.034	
01/16/20		0.074	0.005	
01/19/20		0.01	0.022	
01/22/20		0.01	0.002	
01/25/20		0.011	0.004	
01/28/20	0.046	0.093	0.049	
01/31/20		0.019	0.004	
02/03/20	0.005	0.052	0.272	
02/06/20		0.022	0.063	
02/09/20	0.336	0.037	0.027	
02/12/20		0.184	0.025	
02/15/20	0.16	0.068	0.008	
02/18/20	0.068	0.136	0.03	
02/21/20	0.362	0.004	0.005	
02/24/20	0.023	0.038	0.146	
02/27/20	0.006	0.161	0.017	

**Johnson Control Florence Recycling Facility
Monthly Average Lead Concentration**



Level of the standard		0.15 µg/M ³		
Monthly Average Lead Data				
<u>Concentration(µg/M3)</u>				
	041-8001-1	041-8002-1	041-8003-1	
<u>Month</u>	JCI - Railroad	JCI - Entrance	JCI - Woods	
Jul-18	0.022	0.052	0.018	
Aug-18	0.009	0.067	0.038	
Sep-18	0.028	0.072	0.007	
Oct-18	0.008	0.055	0.006	
Nov-18	0.015	0.046	0.005	
Dec-18				
Jan-19	0.013	0.057	0.016	
Feb-19	0.009	0.068	0.030	
Mar-19	0.084	0.067	0.056	
Apr-19	0.007	0.058	0.072	
May-19	0.014	0.132	0.078	
Jun-19	0.016	0.086	0.034	
Jul-19	0.032	0.046	0.061	
Aug-19	0.030	0.048	0.049	
Sep-19	0.021	0.081	0.035	
Oct-19	0.074	0.065	0.025	
Nov-19	0.094	0.094	0.385	
Dec-19	0.158	0.055	0.023	
Jan-20	0.014	0.055	0.028	
Feb-20	0.137	0.078	0.066	

Johnson Control Florence Recycling Facility
Three Month Average Lead Concentration



Level of the standard		0.15 $\mu\text{g}/\text{M}^3$		
Three Month Average Lead Data				
Concentration($\mu\text{g}/\text{M}^3$)				
	041-8001-1	041-8002-1	041-8003-1	
Month Range	JCI - Railroad	JCI - Entrance	JCI - Woods	
Jul - Sep 18	0.019	0.064	0.021	
Aug - Oct 18	0.015	0.065	0.017	
Sep - Nov 18	0.017	0.058	0.006	
Oct - Dec 18	0.011	0.050	0.005	
Nov 18 - Jan 19	0.014	0.052	0.010	
Dec 18 - Feb 19	0.011	0.063	0.023	
Jan - Mar 19	0.035	0.064	0.034	
Feb - Apr 19	0.033	0.065	0.052	
Mar - May 19	0.035	0.086	0.068	
Apr - Jun 19	0.012	0.092	0.061	
May - Jul 19	0.021	0.088	0.058	
Jun - Aug 19	0.026	0.060	0.048	
Jul - Sep 19	0.027	0.058	0.048	
Aug - Oct 19	0.041	0.065	0.036	
Sep - Nov 19	0.063	0.080	0.148	
Oct - Dec 19	0.109	0.071	0.144	
Nov 19-Jan 20	0.089	0.068	0.145	
Dec 19-Feb 20	0.103	0.062	0.039	