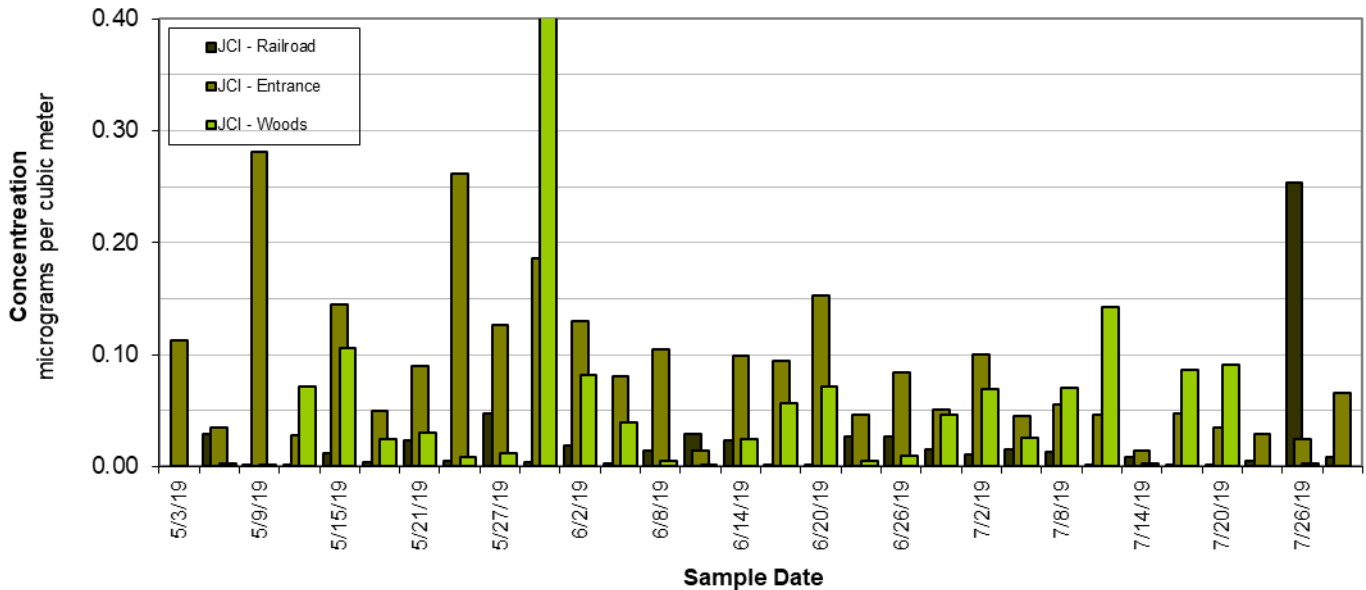
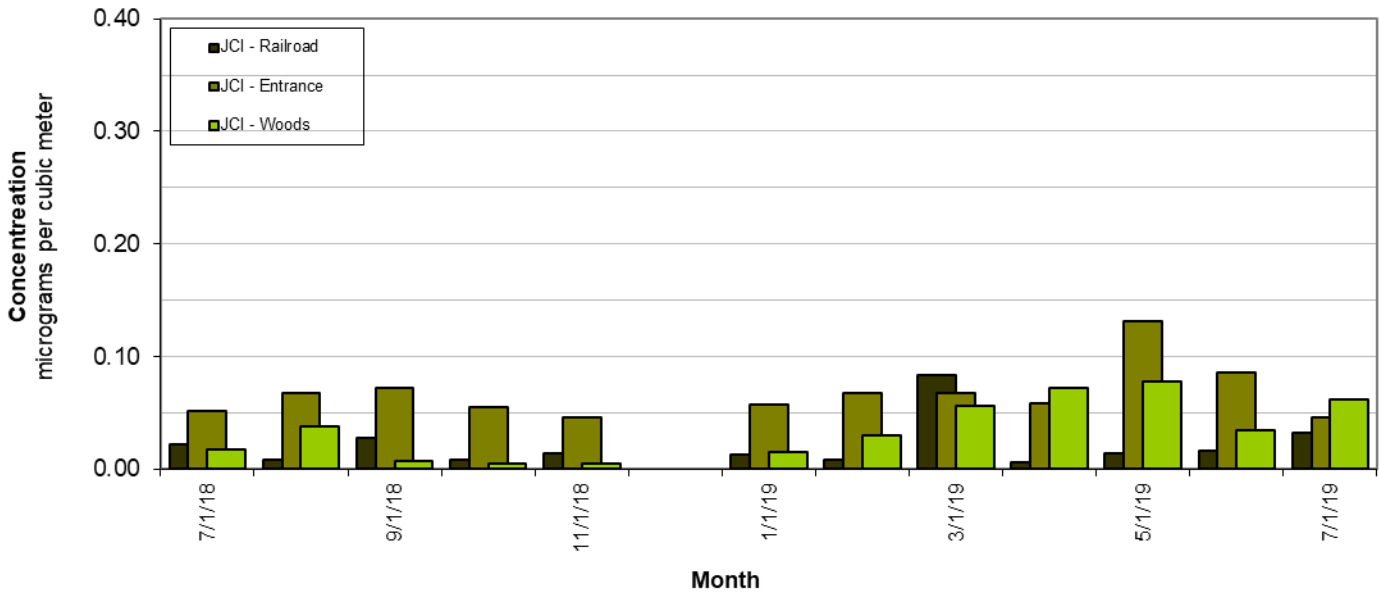


Johnson Control Florence Recycling Facility
24 Hour Average Lead concentration



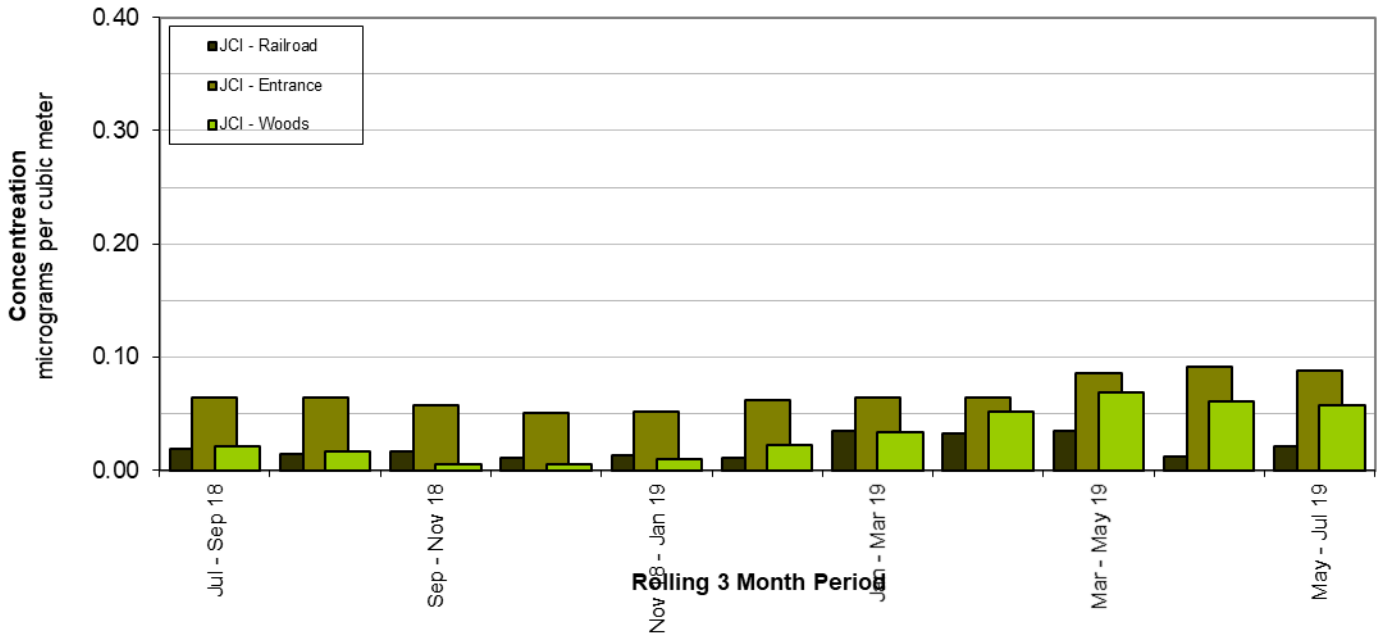
Level of the standard		0.15 µg/M3	
Individual Daily Lead Data			
Sample Date	Concentration(µg/M3)		
	041-8001-1 JCI - Railroad	041-8002-1 JCI - Entrance	041-8003-1 JCI - Woods
05/03/19		0.113	
05/06/19	0.029	0.035	0.003
05/09/19	0.001	0.281	0.002
05/12/19	0.001	0.028	0.072
05/15/19	0.012	0.145	0.106
05/18/19	0.004	0.05	0.025
05/21/19	0.023	0.09	0.03
05/24/19	0.005	0.261	0.009
05/27/19	0.047	0.126	0.012
05/30/19	0.004	0.186	0.441
06/02/19	0.019	0.13	0.082
06/05/19	0.003	0.081	0.04
06/08/19	0.014	0.105	0.005
06/11/19	0.029	0.014	0.001
06/14/19	0.023	0.099	0.024
06/17/19	0.002	0.094	0.057
06/20/19	0.002	0.153	0.071
06/23/19	0.027	0.046	0.005
06/26/19	0.027	0.084	0.01
06/29/19	0.015	0.051	0.046
07/02/19	0.011	0.1	0.069
07/05/19	0.015	0.045	0.026
07/08/19	0.013	0.056	0.07
07/11/19	0.002	0.046	0.143
07/14/19	0.009	0.014	0.003
07/17/19	0.002	0.047	0.086
07/20/19	0.001	0.035	0.091
07/23/19	0.005	0.029	
07/26/19	0.254	0.025	0.003
07/29/19	0.008	0.066	

Johnson Control Florence Recycling Facility
Monthly Average Lead Concentration



Level of the standard		0.15 $\mu\text{g}/\text{M}^3$		
Monthly Average Lead Data				
Concentration($\mu\text{g}/\text{M}^3$)				
	041-8001-1	041-8002-1	041-8003-1	
Month	JCI - Railroad	JCI - Entrance	JCI - Woods	
Jul-18	0.022	0.052	0.018	
Aug-18	0.009	0.067	0.038	
Sep-18	0.028	0.072	0.007	
Oct-18	0.008	0.055	0.006	
Nov-18	0.015	0.046	0.005	
Dec-18				
Jan-19	0.013	0.057	0.016	
Feb-19	0.009	0.068	0.030	
Mar-19	0.084	0.067	0.056	
Apr-19	0.007	0.058	0.072	
May-19	0.014	0.132	0.078	
Jun-19	0.016	0.086	0.034	
Jul-19	0.032	0.046	0.061	

Johnson Control Florence Recycling Facility
Three Month Average Lead Concentration



Level of the standard	0.15 $\mu\text{g}/\text{M}^3$		
Three Month Average Lead Data			
	Concentration($\mu\text{g}/\text{M}^3$)		
	041-8001-1	041-8002-1	041-8003-1
Month Range	JCI - Railroad	JCI - Entrance	JCI - Woods
Jul - Sep 18	0.019	0.064	0.021
Aug - Oct 18	0.015	0.065	0.017
Sep - Nov 18	0.017	0.058	0.006
Oct - Dec 18	0.011	0.050	0.005
Nov 18 - Jan 19	0.014	0.052	0.010
Dec 18 - Feb 19	0.011	0.063	0.023
Jan - Mar 19	0.035	0.064	0.034
Feb - Apr 19	0.033	0.065	0.052
Mar - May 19	0.035	0.086	0.068
Apr - Jun 19	0.012	0.092	0.061
May - Jul 19	0.021	0.088	0.058