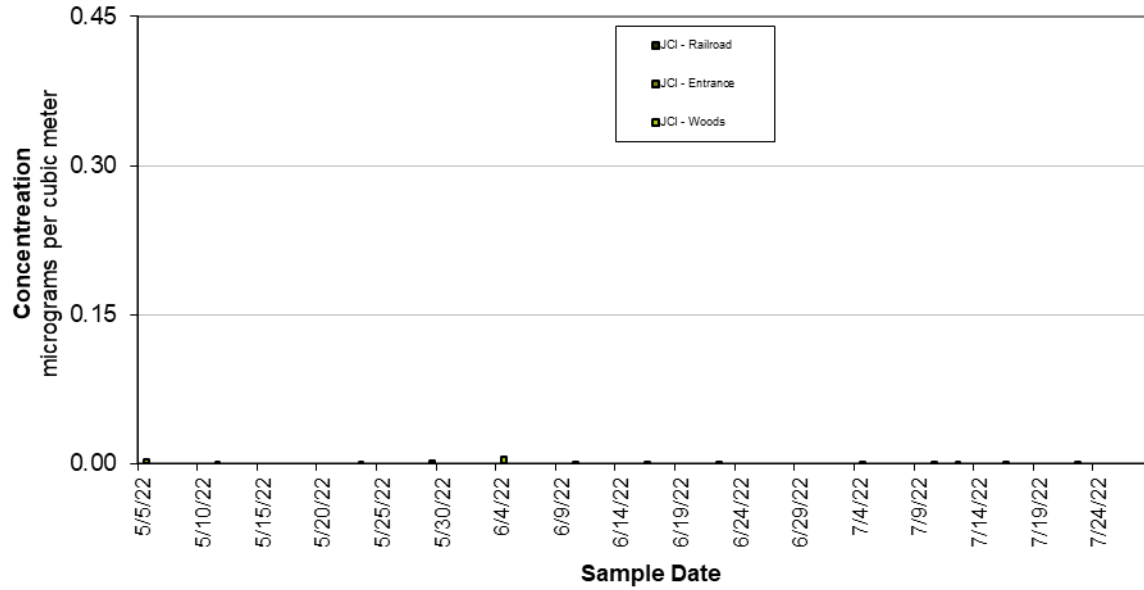
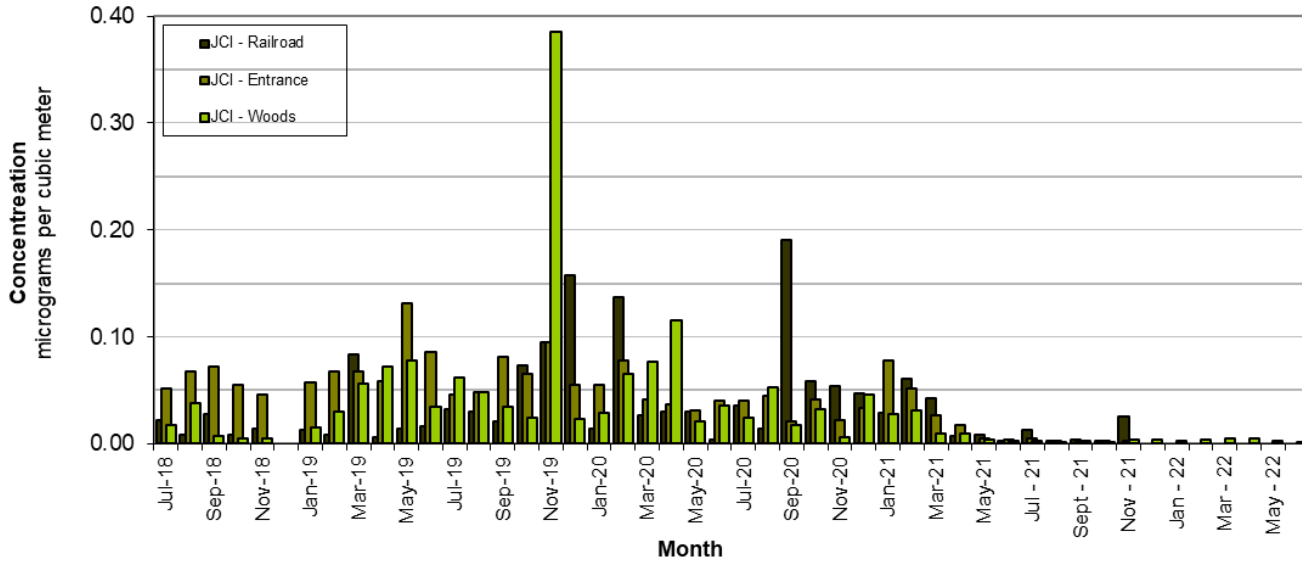


**Johnson Control Florence Recycling Facility**  
24 Hour Average Lead concentration



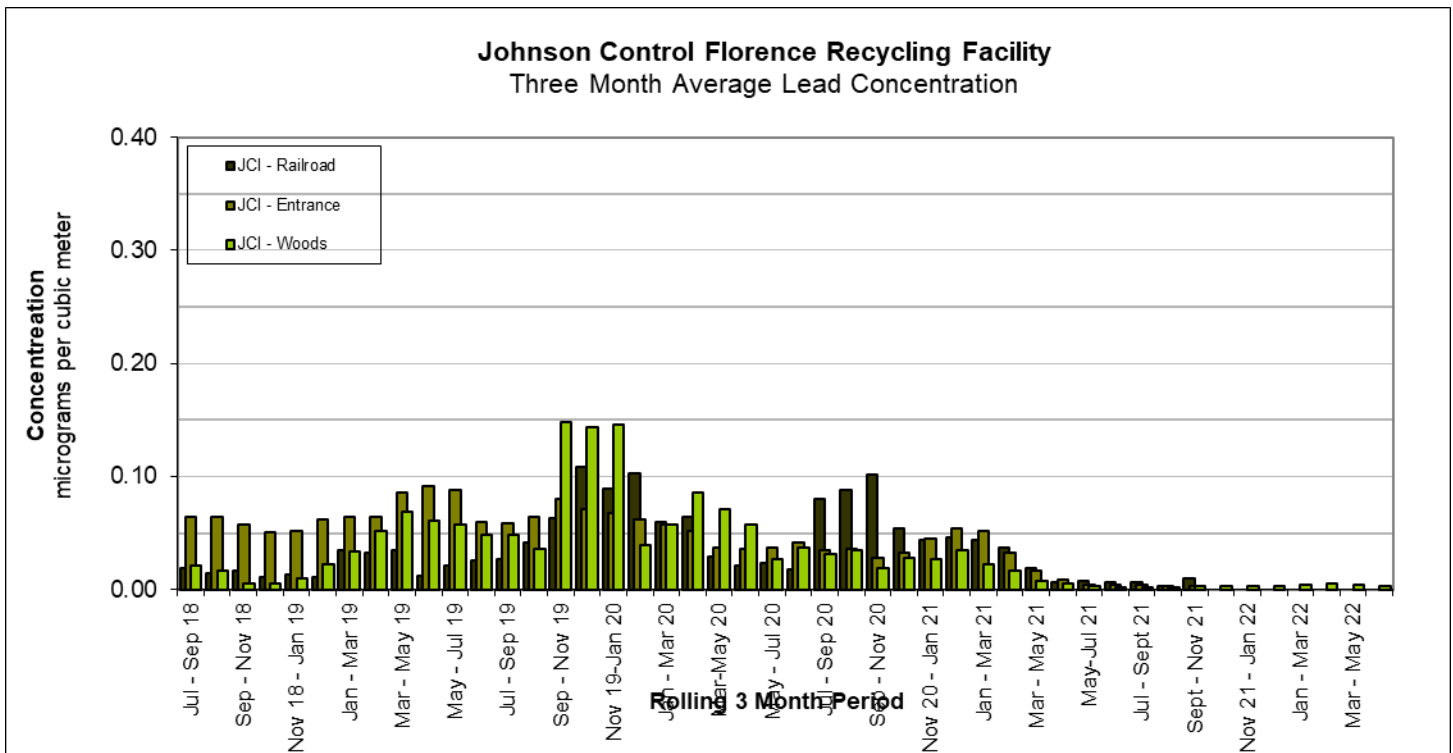
Level of the standard		0.15 µg/M <sup>3</sup>	
<b>Individual Daily Lead Data</b>			
	<b>Concentration (µg/M<sup>3</sup>)</b>		
	<b>041-8001-1</b>	<b>041-8002-1</b>	<b>041-8003-1</b>
<b>Sample Date</b>	<b>JCI - Railroad</b>	<b>JCI - Entrance</b>	<b>JCI - Woods</b>
05/05/22			0.004
05/11/22			0.001
05/23/22			0.001
05/29/22			0.003
06/04/22			0.007
06/10/22			0.001
06/16/22			0.001
06/22/22			0.002
06/28/22			
7/4/2022			0.001
7/10/2022			0.001
7/12/2022			0.002
7/16/2022			0.002
7/22/2022			0.001
7/28/2022			0.001

**Johnson Control Florence Recycling Facility**  
**Monthly Average Lead Concentration**



Level of the standard	0.15 $\mu\text{g}/\text{M}^3$		
<b>Monthly Average Lead Data</b>	<b>Concentration (<math>\mu\text{g}/\text{M}^3</math>)</b>		
	<b>041-8001-1</b>	<b>041-8002-1</b>	<b>041-8003-1</b>
<b>Sample Date</b>	<b>JCI - Railroad</b>	<b>JCI - Entrance</b>	<b>JCI - Woods</b>
Jul-18	0.022	0.052	0.018
Aug-18	0.009	0.067	0.038
Sep-18	0.028	0.072	0.007
Oct-18	0.008	0.055	0.006
Nov-18	0.015	0.046	0.005
Dec-18			
Jan-19	0.013	0.057	0.016
Feb-19	0.009	0.068	0.03
Mar-19	0.084	0.067	0.056
Apr-19	0.007	0.058	0.072
May-19	0.014	0.132	0.078
Jun-19	0.016	0.086	0.034
Jul-19	0.032	0.046	0.061
Aug-19	0.03	0.048	0.049
Sep-19	0.021	0.081	0.035
Oct-19	0.074	0.065	0.025
Nov-19	0.094	0.094	0.385
Dec-19	0.158	0.055	0.023
Jan-20	0.014	0.055	0.028
Feb-20	0.137	0.078	0.066
Mar-20	0.027	0.041	0.077
Apr-20	0.031	0.037	0.116
May-20	0.030	0.032	0.021
Jun-20	0.004	0.040	0.035

Jul-20	0.036	0.04	0.024
Aug-20	0.014	0.045	0.053
Sep-20	0.19	0.022	0.018
Oct-20	0.059	0.041	0.033
Nov-20	0.054	0.022	0.007
Dec-20	0.048	0.034	0.047
Jan-21	0.029	0.077	0.028
Feb-21	0.061	0.052	0.031
Mar-21	0.042	0.027	0.009
Apr-21	0.007	0.018	0.01
May-21	0.008	0.005	0.004
Jun-21	0.003	0.003	0.003
Jul-21	0.012	0.006	0.003
Aug-21	0.003	0.003	0.002
Sep-21	0.003	0.003	0.003
Oct-21	0.003	0.003	0.002
Nov-21	0.025	0.003	0.004
Dec-21			0.004
Jan-22			0.003
Feb-22			0.004
Mar-22			0.005
Apr-22			0.006
May-22			0.003
Jun-22			0.001
Jul-22			0.001



Level of the standard	0.15 $\mu\text{g}/\text{M}^3$		
<b>Three Month Average Lead Data</b>			
	<b>Concentration(<math>\mu\text{g}/\text{M}^3</math>)</b>		
	<b>041-8001-1</b>	<b>041-8002-1</b>	<b>041-8003-1</b>
<b>Month Range</b>	<b>JCI - Railroad</b>	<b>JCI - Entrance</b>	<b>JCI - Woods</b>
Jul - Sep 18	0.019	0.064	0.021
Aug - Oct 18	0.015	0.065	0.017
Sep - Nov 18	0.017	0.058	0.006
Oct - Dec 18	0.011	0.050	0.005
Nov 18 - Jan 19	0.014	0.052	0.010
Dec 18 - Feb 19	0.011	0.063	0.023
Jan - Mar 19	0.035	0.064	0.034
Feb - Apr 19	0.033	0.065	0.052
Mar - May 19	0.035	0.086	0.068
Apr - Jun 19	0.012	0.092	0.061
May - Jul 19	0.021	0.088	0.058
Jun - Aug 19	0.026	0.060	0.048
Jul - Sep 19	0.027	0.058	0.048
Aug - Oct 19	0.041	0.065	0.036
Sep - Nov 19	0.063	0.080	0.148
Oct - Dec 19	0.109	0.071	0.144

Nov 19- Jan 20	0.089	0.068	0.145
Dec 19-Feb 20	0.103	0.062	0.039
Jan - Mar 20	0.059	0.058	0.057
Feb - Apr 20	0.065	0.052	0.086
Mar - May 20	0.029	0.037	0.071
Apr - Jun 20	0.021	0.036	0.057
May - Jul 20	0.023	0.037	0.027
Jun Aug 20	0.018	0.042	0.038
Jul - Sep 20	0.080	0.035	0.032
Aug - Oct 20	0.088	0.036	0.034
Sep - Nov 20	0.101	0.028	0.019
Oct - Dec 20	0.054	0.032	0.029
Nov 20 - Jan 21	0.044	0.044	0.027
Dec 20 - Feb 21	0.046	0.054	0.035
Jan - Mar 21	0.044	0.052	0.023
Feb - Apr 21	0.037	0.032	0.017
Mar - May 21	0.019	0.017	0.008
Apr - Jun 21	0.006	0.009	0.006
May - Jul 21	0.008	0.005	0.003
Jun - Aug 21	0.006	0.004	0.003
Jul - Sep 21	0.006	0.004	0.002
Aug - Oct 21	0.003	0.003	0.002
Sep - Nov 21	0.010	0.003	0.003
Oct - Dec 21			0.003
Nov 21 - Jan 22			0.003
Dec 21 - Feb 22			0.004
Jan - Mar 22			0.004
Feb - Apr 22			0.005
Mar - May 22			0.005
Apr - Jun 22			0.003
May -Jul 22			0.002

The facility ceased operations in November 2021. At that time, sampling was consolidated at the Woods location.