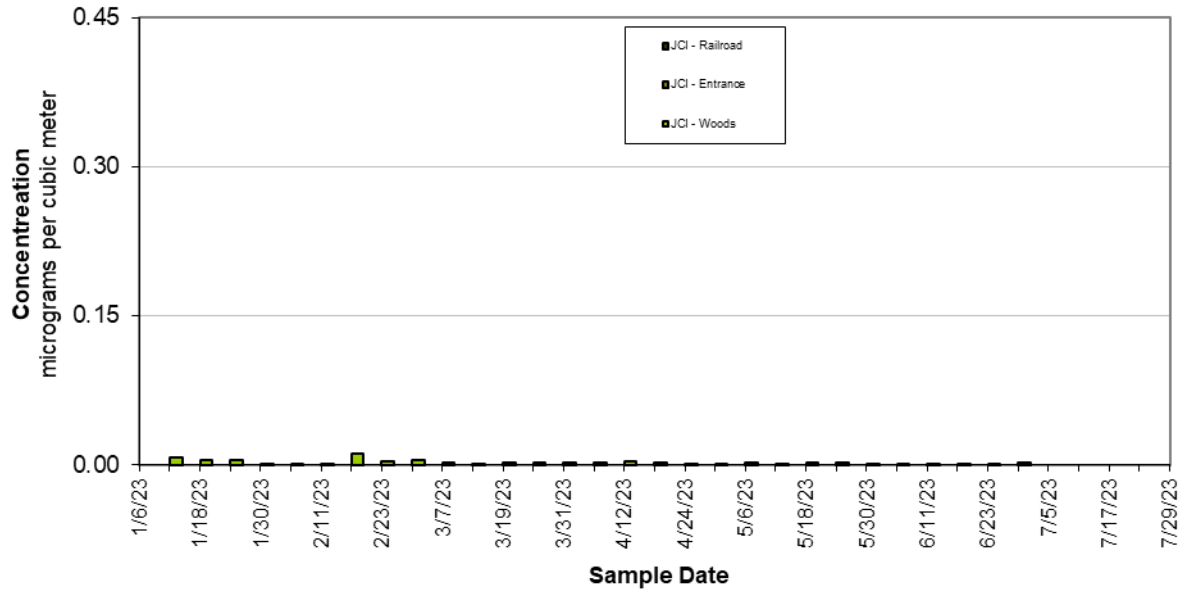


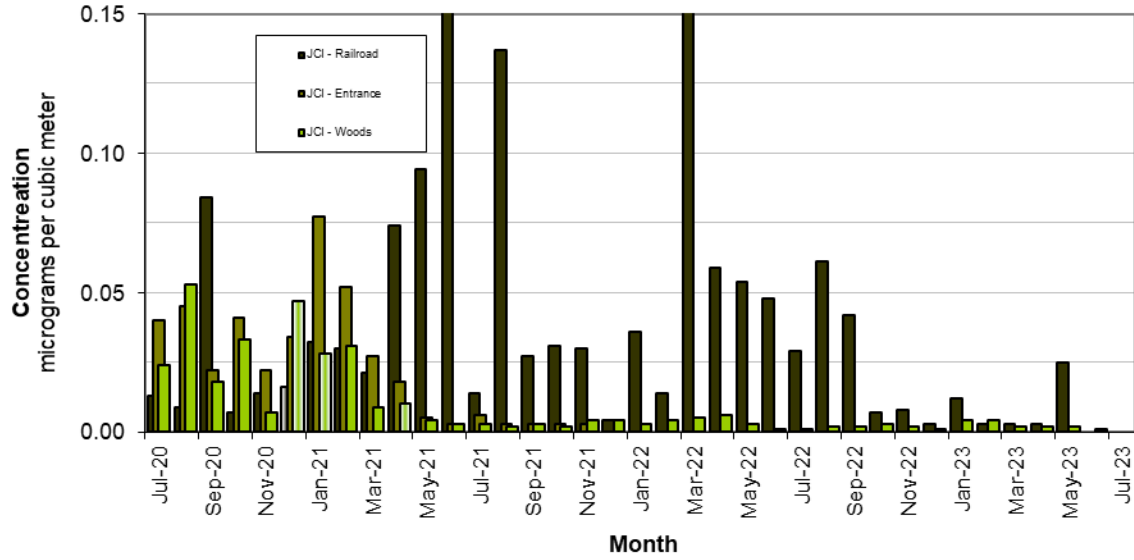
Johnson Control Florence Recycling Facility
24 Hour Average Lead concentration



Level of the standard		0.15 µg/M ³		
Individual Daily Lead Data				
Sample Date	Concentration(µg/M ³)			
	041-8001-1	041-8002-1	041-8003-1	
	JCI - Railroad	JCI - Entrance	JCI - Woods	
1/6/2023				
1/12/2023			0.007	
1/18/2023			0.005	
1/24/2023			0.004	
1/30/2023			0.001	
2/5/2023			0.001	
2/11/2023			0.001	
2/17/2023			0.011	
2/23/2023			0.003	
3/1/2023			0.004	
3/7/2023			0.002	
3/13/2023			0.001	
3/19/2023			0.002	
3/25/2023			0.002	
3/31/2023			0.002	
4/6/2023			0.002	
4/12/2023			0.003	
4/18/2023			0.002	
4/24/2023			0.001	
4/30/2023			0.001	

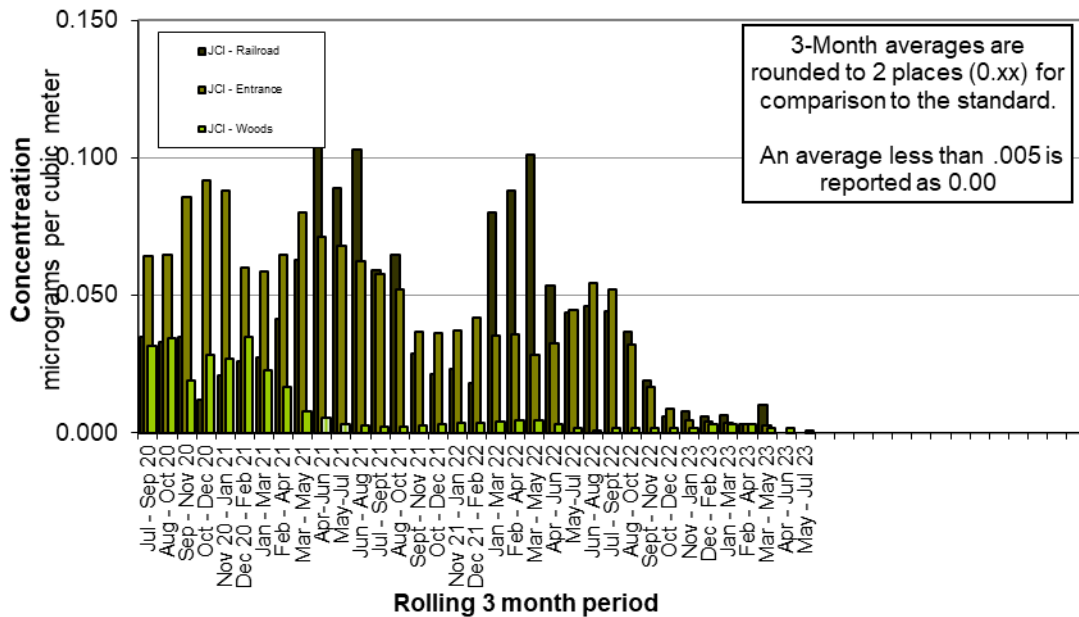
5/6/2023			0.002
5/12/2023			0.001
5/18/2023			0.002
5/24/2023			0.002
5/30/2023			0.001
6/5/2023			0.001
6/11/2023			0.001
6/17/2023			0.001
6/23/2023			0.001
6/29/2023			0.002
7/5/2023			
7/11/2023			
7/17/2023			
7/23/2023			*
7/29/2023			*

Johnson Control Florence Recycling Facility
Monthly Average Lead concentration



Level of the standard		0.15 µg/M ³		
Monthly Average Lead Data				
	Conc.(µg/M ³)			
	041-8001-1	041-8002-1	041-8003-1	
Sample Date	JCI - Railroad	JCI - Entrance	JCI - Woods	
Jul-20	0.036	0.04	0.024	
Aug-20	0.014	0.045	0.053	
Sep-20	0.019	0.022	0.018	
Oct-20	0.059	0.041	0.033	
Nov-20	0.054	0.022	0.007	
Dec-20	0.048	0.034	0.047	
Jan-21	0.029	0.077	0.028	
Feb-21	0.061	0.052	0.031	
Mar-21	0.042	0.027	0.009	
Apr-21	0.007	0.018	0.01	
May-21	0.008	0.005	0.004	
Jun-21	0.003	0.003	0.003	
Jul-21	0.012	0.006	0.003	
Aug-21	0.003	0.003	0.002	
Sep-21	0.003	0.003	0.003	
Oct-21	0.003	0.003	0.002	
Nov-21	0.025	0.003	0.004	
Dec-21			0.004	
Jan-22			0.003	
Feb-22			0.004	
Mar-22			0.005	
Apr-22			0.006	
May-22			0.003	
Jun-22			0.001	
Jul-22			0.001	
Aug-22			0.002	
Sep-22			0.002	
Oct-22			0.003	
Nov-22			0.002	
Dec-22			0.001	
Jan-23			0.004	
Feb-23			0.004	
Mar-23			0.002	
Apr-23			0.002	
May-23			0.002	
Jun-23			0.001	
Jul-23				

Johnson Control Florence Recycling Facility
Three Month Average Lead concentration



Level of the standard		0.15 µg/M ³		
Three Month Average Lead Data				
Sample Date	Conc.(µg/M ³)			
	041-8001-1	041-8002-1	041-8003-1	
	JCI - Railroad	JCI - Entrance	JCI - Woods	
Jul - Sep 20	0.080	0.035	0.032	
Aug - Oct 20	0.088	0.036	0.034	
Sep - Nov 20	0.101	0.028	0.019	
Oct - Dec 20	0.054	0.032	0.029	
Nov 20 - Jan 21	0.044	0.044	0.027	
Dec 20 - Feb 21	0.046	0.054	0.035	
Jan - Mar 21	0.044	0.052	0.023	
Feb - Apr 21	0.037	0.032	0.017	
Mar - May 21	0.019	0.017	0.008	
Apr-Jun 21	0.006	0.009	0.006	
May-Jul 21	0.008	0.005	0.003	
Jun - Aug 21	0.006	0.004	0.003	
Jul - Sept 21	0.006	0.004	0.002	
Aug - Oct 21	0.003	0.003	0.002	
Sept - Nov 21	0.010	0.003	0.003	
Oct - Dec 21			0.003	
Nov 21 - Jan 22			0.003	
Dec 21 - Feb 22			0.004	
Jan - Mar 22			0.004	
Feb - Apr 22			0.005	
Mar - May 22			0.005	
Apr - Jun 22			0.003	
May-Jul 22			0.002	
Jun - Aug 22			0.001	
Jul - Sept 22			0.002	
Aug - Oct 22			0.002	
Sept - Nov 22			0.002	
Oct - Dec 22			0.002	
Nov - Jan 23			0.002	
Dec - Feb 23			0.003	
Jan - Mar 23			0.003	
Feb - Apr 23			0.003	
Mar - May 23			0.002	
Apr - Jun 23			0.002	
May - Jul 23			0.001	

The facility ceased operations in November 2021. At that time, sampling was consolidated at the Woods location.

*A power failure occurred at the facility and no sampling was performed from July 23, 2023 to November 8, 2023.