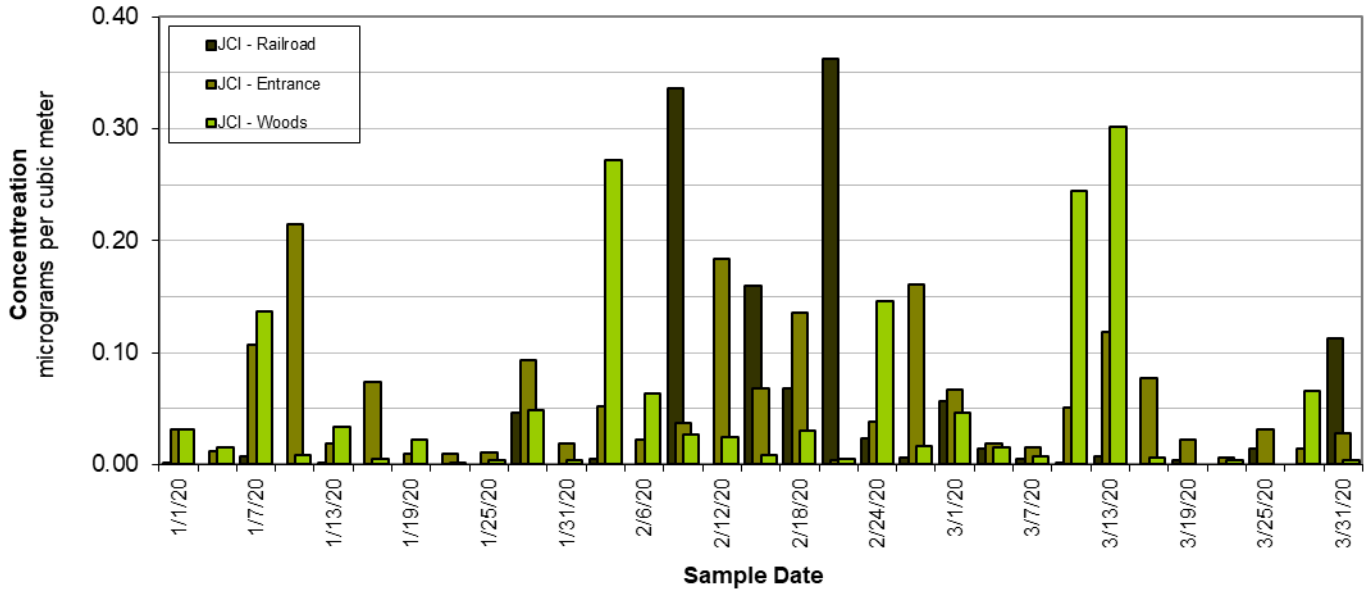
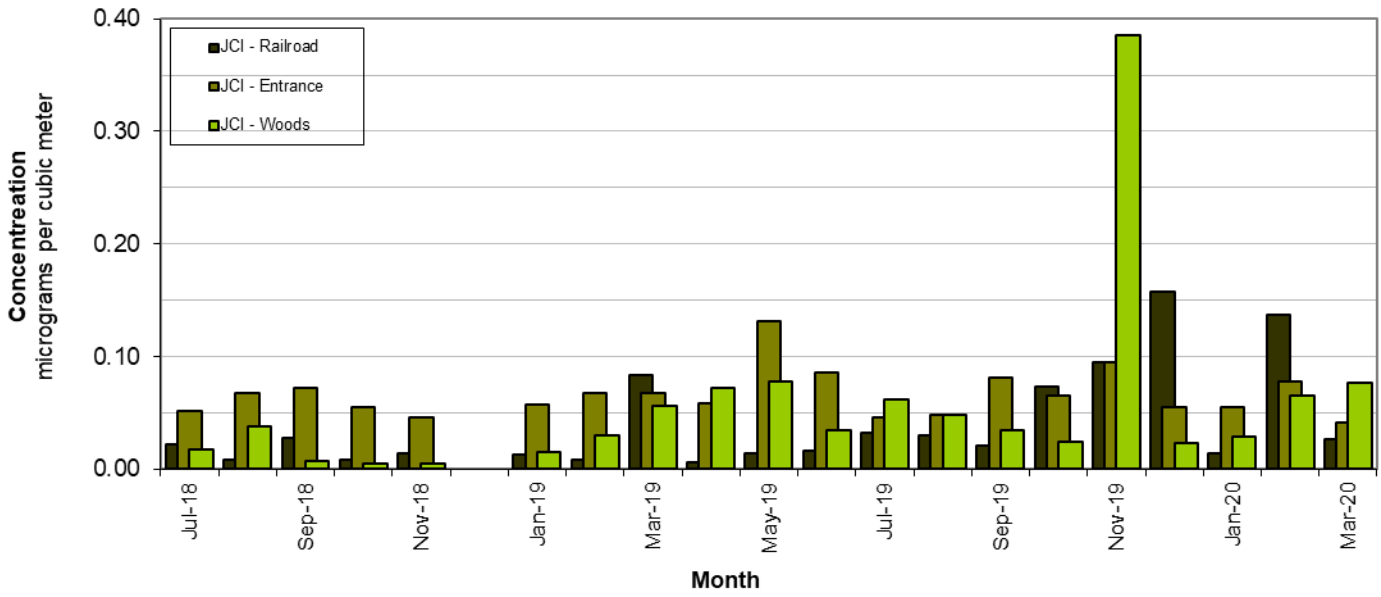


**Johnson Control Florence Recycling Facility**  
24 Hour Average Lead concentration



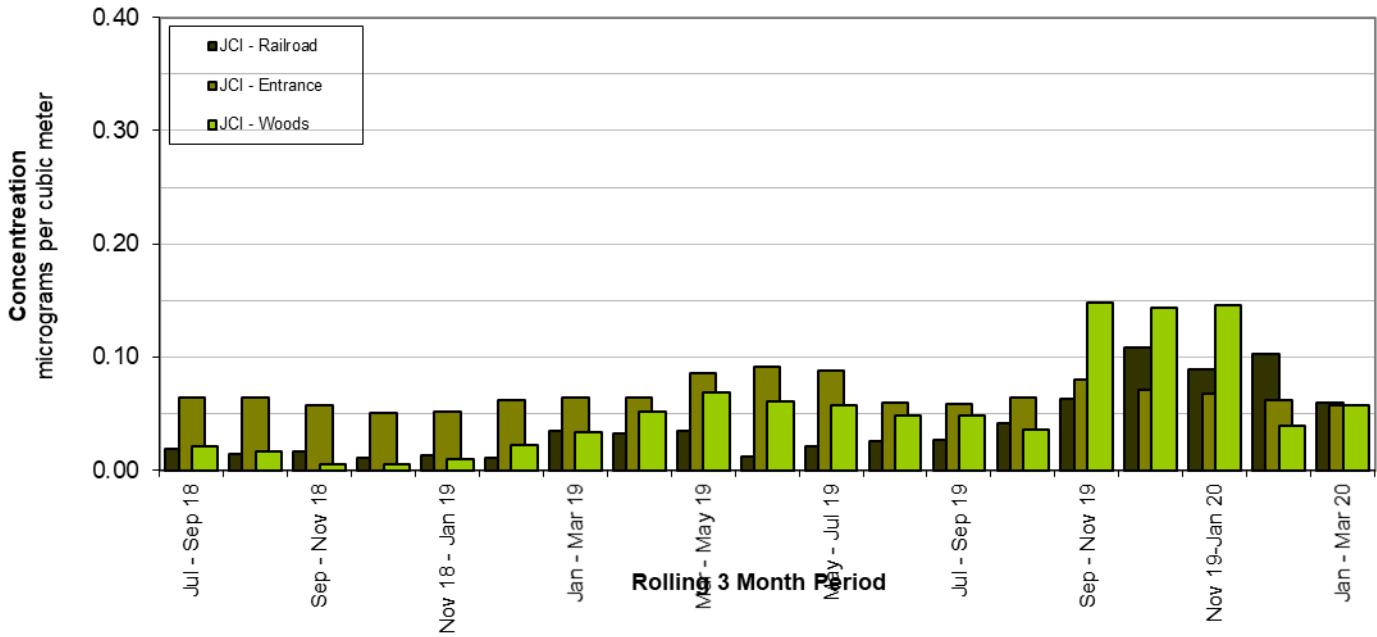
Level of the standard	0.15 µg/M3		
<b>Individual Daily Lead Data</b>			
	<b>Concentration(µg/M3)</b>		
	<b>041-8001-1</b>	<b>041-8002-1</b>	<b>041-8003-1</b>
<b>Sample Date</b>	<b>JCI - Railroad</b>	<b>JCI - Entrance</b>	<b>JCI - Woods</b>
01/01/20	0.001	0.032	0.032
01/04/20		0.012	0.015
01/07/20	0.007	0.107	0.137
01/10/20		0.215	0.008
01/13/20	0.002	0.019	0.034
01/16/20		0.074	0.005
01/19/20		0.01	0.022
01/22/20		0.01	0.002
01/25/20		0.011	0.004
01/28/20	0.046	0.093	0.049
01/31/20		0.019	0.004
02/03/20	0.005	0.052	0.272
02/06/20		0.022	0.063
02/09/20	0.336	0.037	0.027
02/12/20		0.184	0.025
02/15/20	0.16	0.068	0.008
02/18/20	0.068	0.136	0.03
02/21/20	0.362	0.004	0.005
02/24/20	0.023	0.038	0.146
02/27/20	0.006	0.161	0.017
03/01/20	0.057	0.067	0.046
03/04/20	0.014	0.019	0.015
03/07/20	0.005	0.015	0.007
03/10/20	0.001	0.051	0.244
03/13/20	0.007	0.119	0.302
03/16/20		0.077	0.006
03/19/20	0.004	0.022	
03/22/20		0.006	0.004
03/25/20	0.014	0.032	
03/28/20		0.014	0.066
03/31/20	0.113	0.028	0.004

**Johnson Control Florence Recycling Facility**  
**Monthly Average Lead Concentration**



Level of the standard		0.15 $\mu\text{g}/\text{M}^3$		
<b>Monthly Average Lead Data</b>				
<b>Concentration(<math>\mu\text{g}/\text{M}^3</math>)</b>				
	<b>041-8001-1</b>	<b>041-8002-1</b>	<b>041-8003-1</b>	
<b>Month</b>	<b>JCI - Railroad</b>	<b>JCI - Entrance</b>	<b>JCI - Woods</b>	
Jul-18	0.022	0.052	0.018	
Aug-18	0.009	0.067	0.038	
Sep-18	0.028	0.072	0.007	
Oct-18	0.008	0.055	0.006	
Nov-18	0.015	0.046	0.005	
Dec-18				
Jan-19	0.013	0.057	0.016	
Feb-19	0.009	0.068	0.030	
Mar-19	0.084	0.067	0.056	
Apr-19	0.007	0.058	0.072	
May-19	0.014	0.132	0.078	
Jun-19	0.016	0.086	0.034	
Jul-19	0.032	0.046	0.061	
Aug-19	0.030	0.048	0.049	
Sep-19	0.021	0.081	0.035	
Oct-19	0.074	0.065	0.025	
Nov-19	0.094	0.094	0.385	
Dec-19	0.158	0.055	0.023	
Jan-20	0.014	0.055	0.028	
Feb-20	0.137	0.078	0.066	
Mar-20	0.027	0.041	0.077	

**Johnson Control Florence Recycling Facility**  
Three Month Average Lead Concentration



Level of the standard		0.15 $\mu\text{g}/\text{M}^3$		
<b>Three Month Average Lead Data</b>				
<b>Concentration(<math>\mu\text{g}/\text{M}^3</math>)</b>				
	<b>041-8001-1</b>	<b>041-8002-1</b>	<b>041-8003-1</b>	
<b>Month Range</b>	<b>JCI - Railroad</b>	<b>JCI - Entrance</b>	<b>JCI - Woods</b>	
Jul - Sep 18	0.019	0.064	0.021	
Aug - Oct 18	0.015	0.065	0.017	
Sep - Nov 18	0.017	0.058	0.006	
Oct - Dec 18	0.011	0.050	0.005	
Nov 18 - Jan 19	0.014	0.052	0.010	
Dec 18 - Feb 19	0.011	0.063	0.023	
Jan - Mar 19	0.035	0.064	0.034	
Feb - Apr 19	0.033	0.065	0.052	
Mar - May 19	0.035	0.086	0.068	
Apr - Jun 19	0.012	0.092	0.061	
May - Jul 19	0.021	0.088	0.058	
Jun - Aug 19	0.026	0.060	0.048	
Jul - Sep 19	0.027	0.058	0.048	
Aug - Oct 19	0.041	0.065	0.036	
Sep - Nov 19	0.063	0.080	0.148	
Oct - Dec 19	0.109	0.071	0.144	
Nov 19-Jan 20	0.089	0.068	0.145	
Dec 19-Feb 20	0.103	0.062	0.039	
Jan - Mar 20	0.059	0.058	0.057	