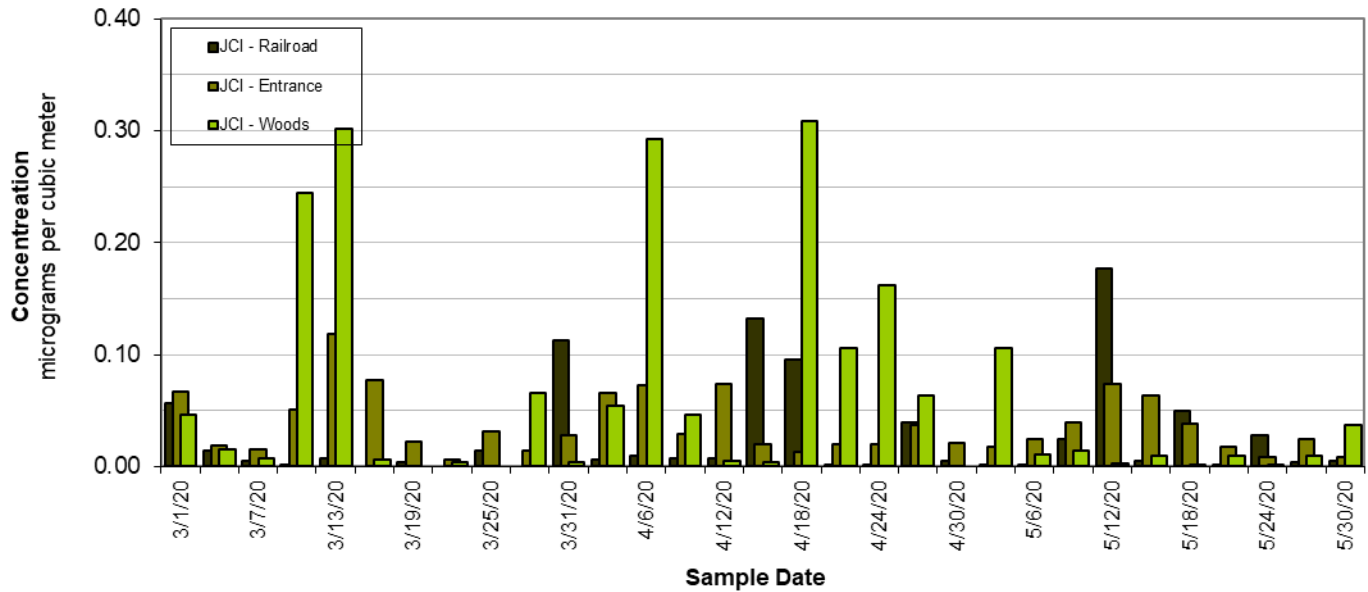
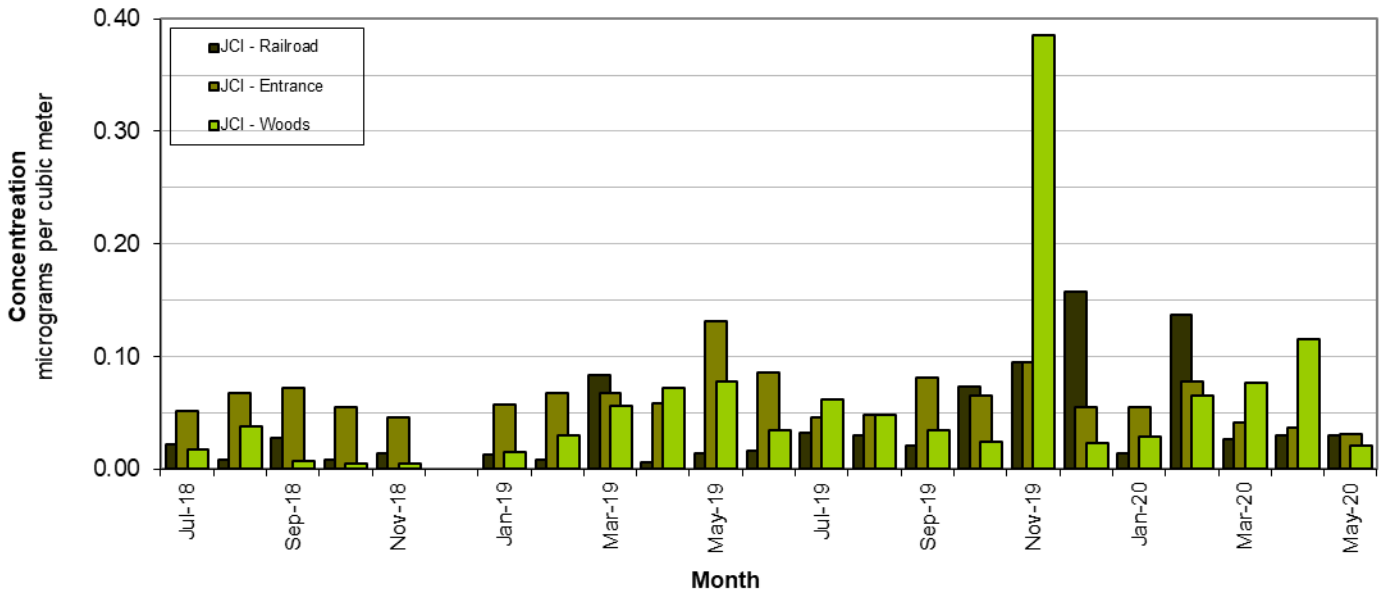


Johnson Control Florence Recycling Facility
24 Hour Average Lead concentration



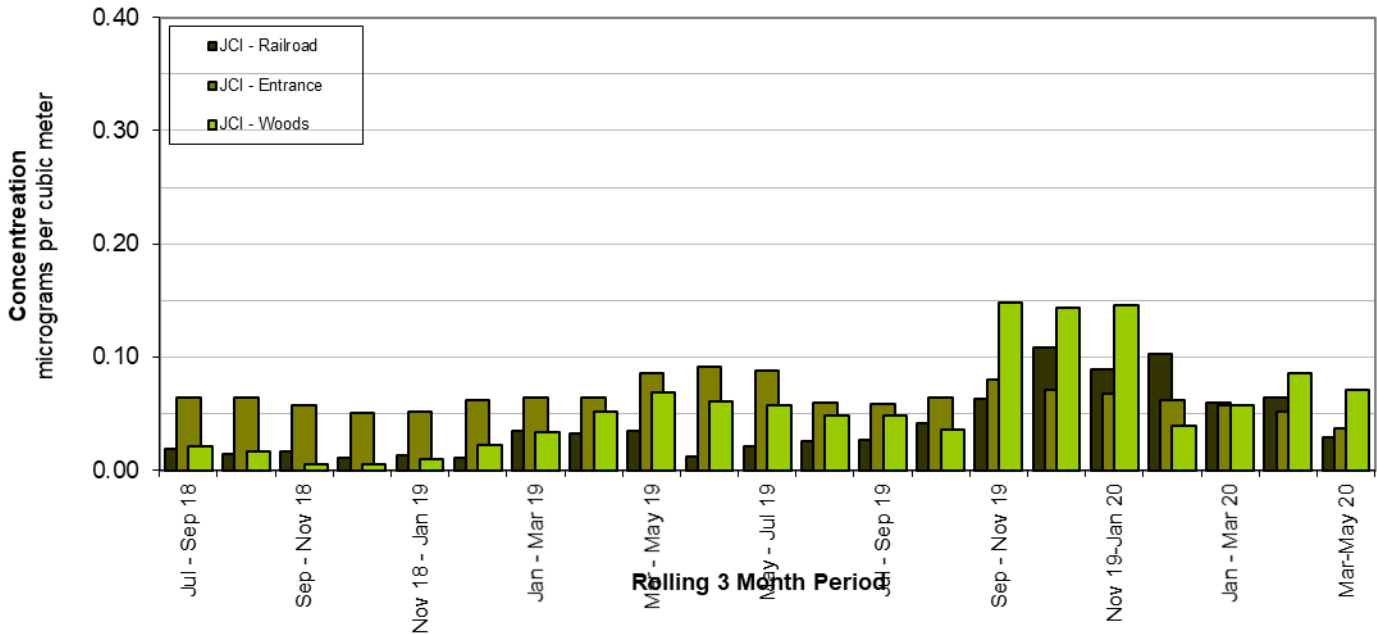
Level of the standard	0.15 µg/M3		
Individual Daily Lead Data			
	Concentration(µg/M3)		
	041-8001-1	041-8002-1	041-8003-1
Sample Date	JCI - Railroad	JCI - Entrance	JCI - Woods
03/01/20	0.057	0.067	0.046
03/04/20	0.014	0.019	0.015
03/07/20	0.005	0.015	0.007
03/10/20	0.001	0.051	0.244
03/13/20	0.007	0.119	0.302
03/16/20		0.077	0.006
03/19/20	0.004	0.022	
03/22/20		0.006	0.004
03/25/20	0.014	0.032	
03/28/20		0.014	0.066
03/31/20	0.113	0.028	0.004
04/03/20	0.006	0.066	0.054
04/06/20	0.01	0.073	0.292
04/09/20	0.007	0.029	0.046
04/12/20	0.007	0.074	0.005
04/15/20	0.132	0.02	0.004
04/18/20	0.095	0.013	0.308
04/21/20	0.002	0.02	0.106
04/24/20	0.002	0.02	0.162
04/27/20	0.039	0.037	0.063
04/30/20	0.005	0.021	
05/03/20	0.001	0.018	0.106
05/06/20	0.001	0.024	0.011
05/09/20	0.025	0.04	0.014
05/12/20	0.177	0.074	0.003
05/15/20	0.005	0.063	0.01
05/18/20	0.05	0.038	0.002
05/21/20	0.001	0.018	0.01
05/24/20	0.028	0.008	0.002
05/27/20	0.004	0.024	0.01
05/30/20	0.005	0.009	0.037

Johnson Control Florence Recycling Facility
Monthly Average Lead Concentration



Level of the standard		0.15 $\mu\text{g}/\text{M}^3$		
Monthly Average Lead Data				
Concentration($\mu\text{g}/\text{M}^3$)				
	041-8001-1	041-8002-1	041-8003-1	
Month	JCI - Railroad	JCI - Entrance	JCI - Woods	
Jul-18	0.022	0.052	0.018	
Aug-18	0.009	0.067	0.038	
Sep-18	0.028	0.072	0.007	
Oct-18	0.008	0.055	0.006	
Nov-18	0.015	0.046	0.005	
Dec-18				
Jan-19	0.013	0.057	0.016	
Feb-19	0.009	0.068	0.030	
Mar-19	0.084	0.067	0.056	
Apr-19	0.007	0.058	0.072	
May-19	0.014	0.132	0.078	
Jun-19	0.016	0.086	0.034	
Jul-19	0.032	0.046	0.061	
Aug-19	0.030	0.048	0.049	
Sep-19	0.021	0.081	0.035	
Oct-19	0.074	0.065	0.025	
Nov-19	0.094	0.094	0.385	
Dec-19	0.158	0.055	0.023	
Jan-20	0.014	0.055	0.028	
Feb-20	0.137	0.078	0.066	
Mar-20	0.027	0.041	0.077	
Apr-20	0.031	0.037	0.116	
May-20	0.030	0.032	0.021	

Johnson Control Florence Recycling Facility
Three Month Average Lead Concentration



Level of the standard		0.15 $\mu\text{g}/\text{M}^3$		
Three Month Average Lead Data				
Concentration($\mu\text{g}/\text{M}^3$)				
	041-8001-1	041-8002-1	041-8003-1	
Month Range	JCI - Railroad	JCI - Entrance	JCI - Woods	
Jul - Sep 18	0.019	0.064	0.021	
Aug - Oct 18	0.015	0.065	0.017	
Sep - Nov 18	0.017	0.058	0.006	
Oct - Dec 18	0.011	0.050	0.005	
Nov 18 - Jan 19	0.014	0.052	0.010	
Dec 18 - Feb 19	0.011	0.063	0.023	
Jan - Mar 19	0.035	0.064	0.034	
Feb - Apr 19	0.033	0.065	0.052	
Mar - May 19	0.035	0.086	0.068	
Apr - Jun 19	0.012	0.092	0.061	
May - Jul 19	0.021	0.088	0.058	
Jun - Aug 19	0.026	0.060	0.048	
Jul - Sep 19	0.027	0.058	0.048	
Aug - Oct 19	0.041	0.065	0.036	
Sep - Nov 19	0.063	0.080	0.148	
Oct - Dec 19	0.109	0.071	0.144	
Nov 19-Jan 20	0.089	0.068	0.145	
Dec 19-Feb 20	0.103	0.062	0.039	
Jan - Mar 20	0.059	0.058	0.057	
Feb - Apr 20	0.065	0.052	0.086	
Mar-May 20	0.029	0.037	0.071	