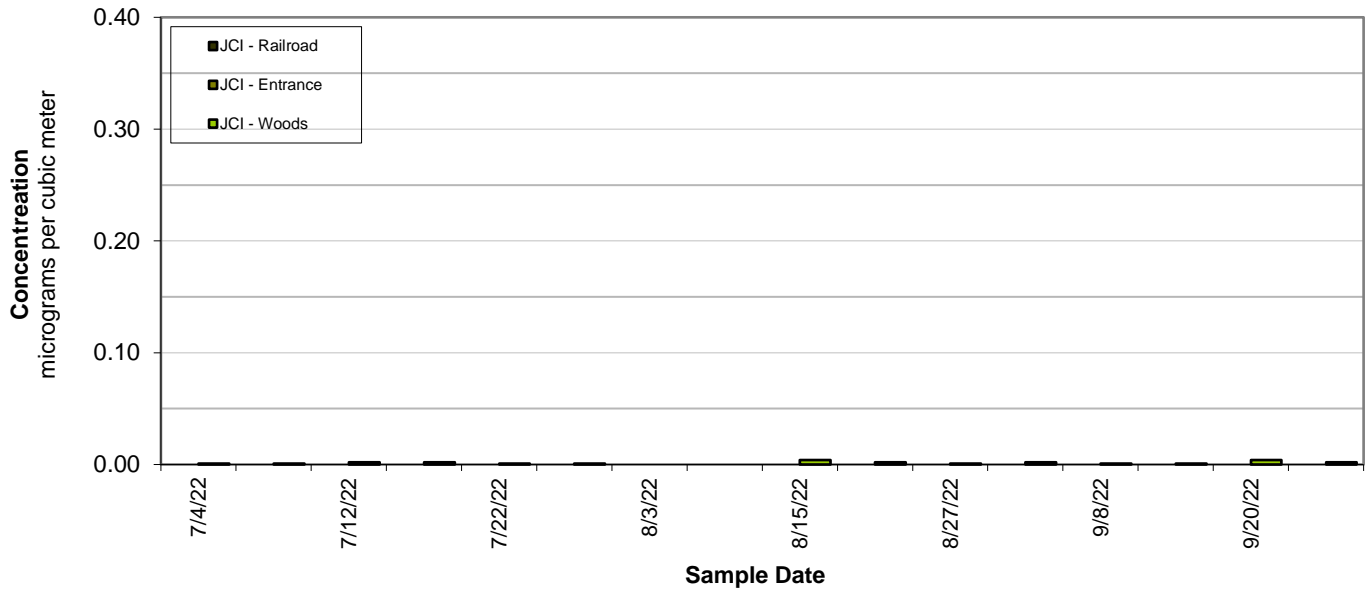
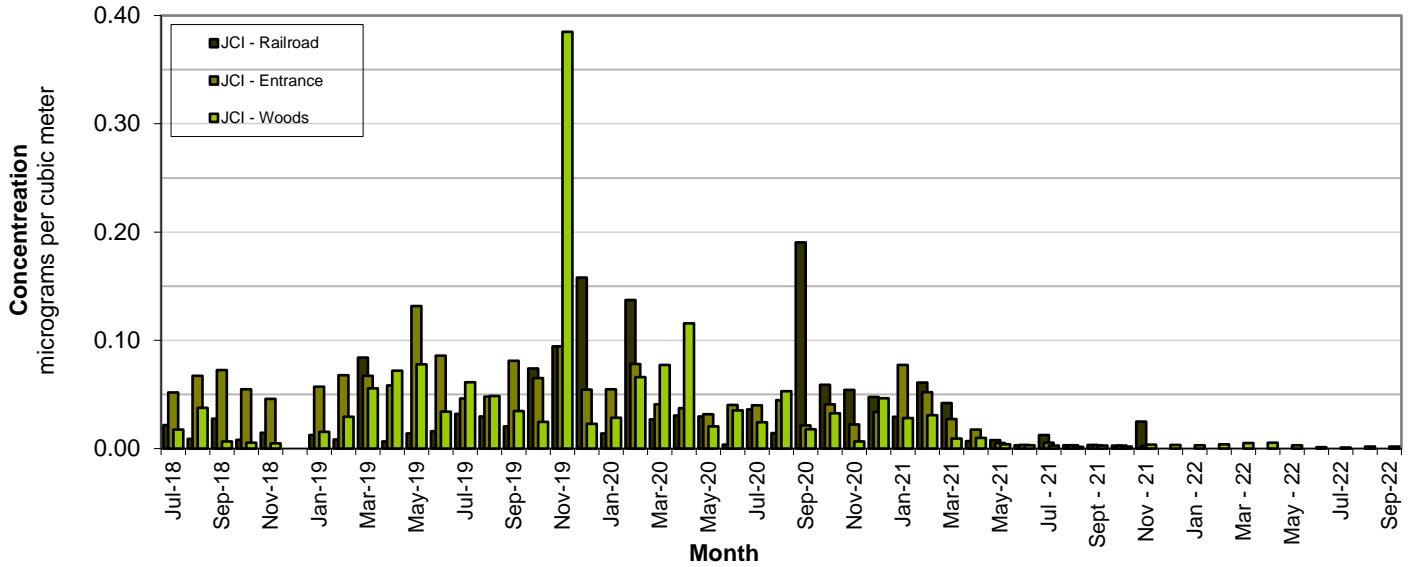


Johnson Control Florence Recycling Facility
24 Hour Average Lead concentration



Individual Daily Lead Data			
Sample Date	Concentration (µg/M³)		
	041-8001-1	041-8002-1	041-8003-1
	JCI - Railroad	JCI - Entrance	JCI - Woods
7/4/2022			0.001
7/10/2022			0.001
7/12/2022			0.002
7/16/2022			0.002
7/22/2022			0.001
7/28/2022			0.001
8/3/2022			
8/9/2022			
8/15/2022			0.004
8/21/2022			0.002
8/27/2022			0.001
9/2/2022			0.002
9/8/2022			0.001
9/14/2022			0.001
9/20/2022			0.004
9/26/2022			0.002

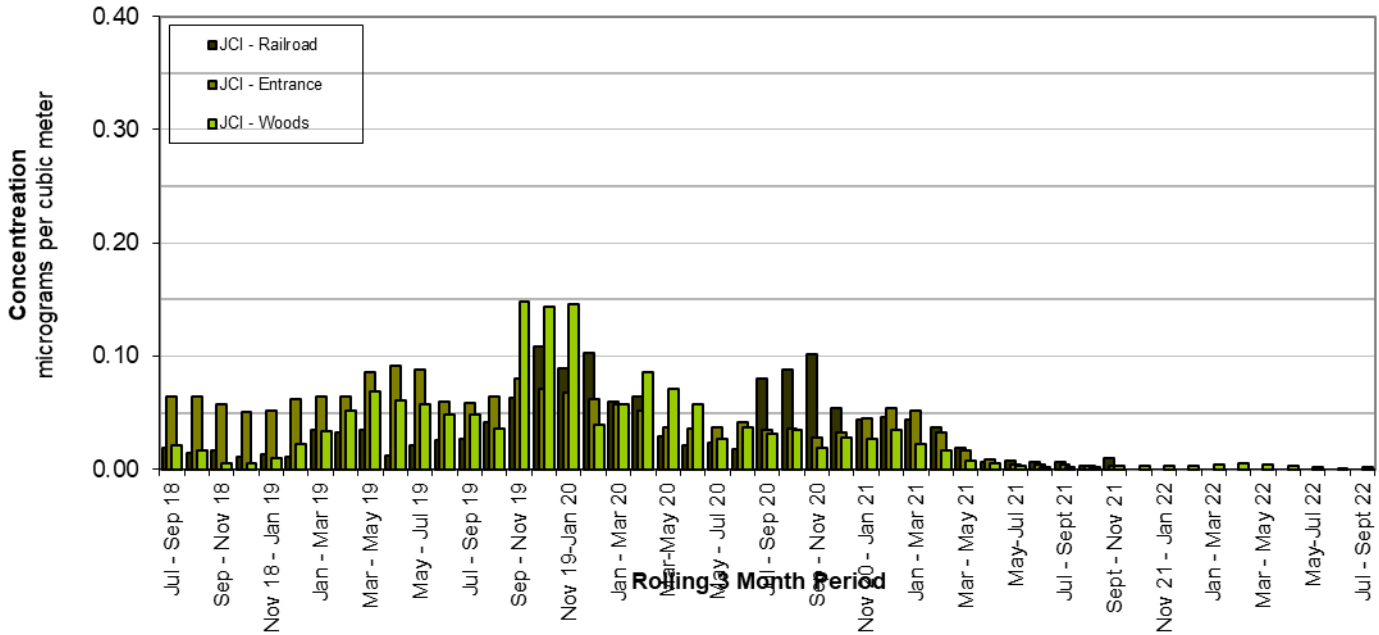
Johnson Control Florence Recycling Facility
Monthly Average Lead Concentration



Level of the standard		0.15 $\mu\text{g}/\text{M}^3$		
Monthly Average Lead Data				
Concentration ($\mu\text{g}/\text{M}^3$)				
	041-8001-1	041-8002-1	041-8003-1	
Sample Date	JCI - Railroad	JCI - Entrance	JCI - Woods	
Jul-18	0.022	0.052	0.018	
Aug-18	0.009	0.067	0.038	
Sep-18	0.028	0.072	0.007	
Oct-18	0.008	0.055	0.006	
Nov-18	0.015	0.046	0.005	
Dec-18				
Jan-19	0.013	0.057	0.016	
Feb-19	0.009	0.068	0.03	
Mar-19	0.084	0.067	0.056	
Apr-19	0.007	0.058	0.072	
May-19	0.014	0.132	0.078	
Jun-19	0.016	0.086	0.034	
Jul-19	0.032	0.046	0.061	
Aug-19	0.03	0.048	0.049	
Sep-19	0.021	0.081	0.035	
Oct-19	0.074	0.065	0.025	
Nov-19	0.094	0.094	0.385	
Dec-19	0.158	0.055	0.023	
Jan-20	0.014	0.055	0.028	
Feb-20	0.137	0.078	0.066	
Mar-20	0.027	0.041	0.077	

Apr-20	0.031	0.037	0.116
May-20	0.030	0.032	0.021
Jun-20	0.004	0.040	0.035
Jul-20	0.036	0.04	0.024
Aug-20	0.014	0.045	0.053
Sep-20	0.19	0.022	0.018
Oct-20	0.059	0.041	0.033
Nov-20	0.054	0.022	0.007
Dec-20	0.048	0.034	0.047
Jan-21	0.029	0.077	0.028
Feb-21	0.061	0.052	0.031
Mar-21	0.042	0.027	0.009
Apr-21	0.007	0.018	0.01
May-21	0.008	0.005	0.004
Jun-21	0.003	0.003	0.003
Jul-21	0.012	0.006	0.003
Aug-21	0.003	0.003	0.002
Sep-21	0.003	0.003	0.003
Oct-21	0.003	0.003	0.002
Nov-21	0.025	0.003	0.004
Dec-21			0.004
Jan-22			0.003
Feb-22			0.004
Mar-22			0.005
Apr-22			0.006
May-22			0.003
Jun-22			0.001
Jul-22			0.001
Aug-22			0.002
Sep-22			0.002

Johnson Control Florence Recycling Facility
Three Month Average Lead Concentration



Level of the standard	0.15 $\mu\text{g}/\text{M}^3$		
Three Month Average Lead Data			
	Concentration ($\mu\text{g}/\text{M}^3$)		
	041-8001-1	041-8002-1	041-8003-1
Sample Date	JCI - Railroad	JCI - Entrance	JCI - Woods
Jul - Sep 18	0.019	0.064	0.021
Aug - Oct 18	0.015	0.065	0.017
Sep - Nov 18	0.017	0.058	0.006
Oct - Dec 18	0.011	0.050	0.005
Nov 18 - Jan 19	0.014	0.052	0.010
Dec 18 - Feb 19	0.011	0.063	0.023
Jan - Mar 19	0.035	0.064	0.034
Feb - Apr 19	0.033	0.065	0.052
Mar - May 19	0.035	0.086	0.068
Apr - Jun 19	0.012	0.092	0.061
May - Jul 19	0.021	0.088	0.058
Jun - Aug 19	0.026	0.060	0.048
Jul - Sep 19	0.027	0.058	0.048
Aug - Oct 19	0.041	0.065	0.036
Sep - Nov 19	0.063	0.080	0.148
Oct - Dec 19	0.109	0.071	0.144
Nov 19-Jan 20	0.089	0.068	0.145
Dec 19-Feb 20	0.103	0.062	0.039
Jan - Mar 20	0.059	0.058	0.057

Feb - Apr 20	0.065	0.052	0.086
Mar-May 20	0.029	0.037	0.071
Apr - Jun 20	0.021	0.036	0.057
May - Jul 20	0.023	0.037	0.027
Jun - Aug 20	0.018	0.042	0.038
Jul - Sep 20	0.080	0.035	0.032
Aug - Oct 20	0.088	0.036	0.034
Sep - Nov 20	0.101	0.028	0.019
Oct - Dec 20	0.054	0.032	0.029
Nov 20 - Jan 21	0.044	0.044	0.027
Dec 20 - Feb 21	0.046	0.054	0.035
Jan - Mar 21	0.044	0.052	0.023
Feb - Apr 21	0.037	0.032	0.017
Mar - May 21	0.019	0.017	0.008
Apr-Jun 21	0.006	0.009	0.006
May-Jul 21	0.008	0.005	0.003
Jun - Aug 21	0.006	0.004	0.003
Jul - Sept 21	0.006	0.004	0.002
Aug - Oct 21	0.003	0.003	0.002
Sept - Nov 21	0.010	0.003	0.003
Oct - Dec 21			0.003
Nov 21 - Jan 22			0.003
Dec 21 - Feb 22			0.004
Jan - Mar 22			0.004
Feb - Apr 22			0.005
Mar - May 22			0.005
Apr - Jun 22			0.003
May-Jul 22			0.002
Jun - Aug 22			0.001
Jul - Sept 22			0.002

The facility ceased operations in November 2021. At that time, sampling was consolidated at the Woods location.