

Air Monitoring Summary Tables

This table summarizes monitoring data collected using DHEC monitors and EPA's Viper wireless remote monitoring system.

Project Name: H₂S in South Carolina



From: 6/1/22
12:00 AM

To: 6/1/22
11:59 PM

Tom Stevens Rd							
Instrument	Analyte	ATSDR MRL Exceedance?	Number of Readings	Number of Detections	Concentration Range	Period Average	ATSDR MRL
SPM Flex 1	H2S	No	2880	904	0 - 9 ppb	1.08 ppb	70 ppb

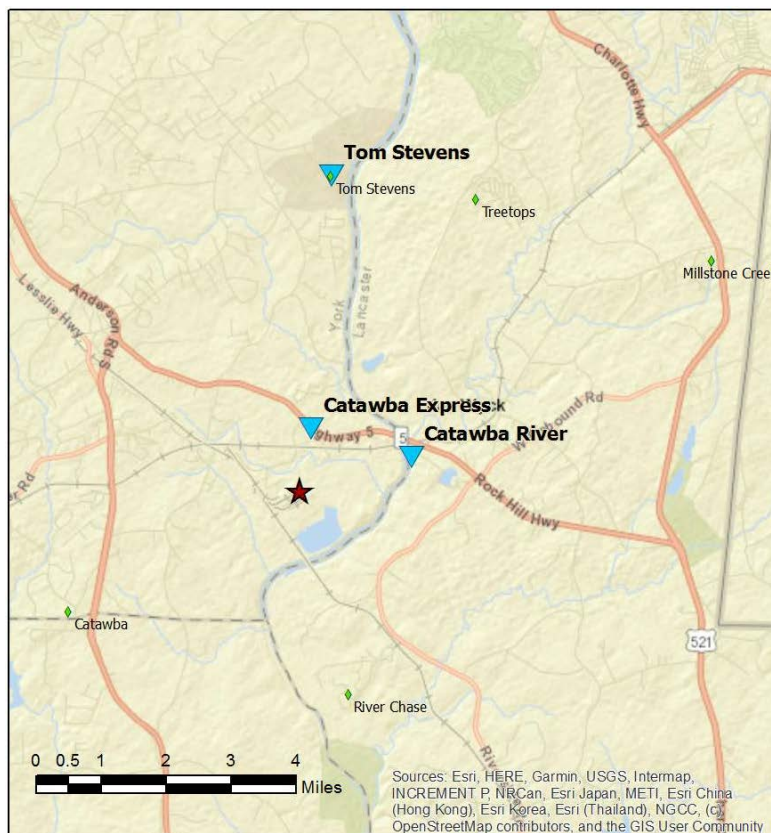
Catawba River							
Instrument	Analyte	ATSDR MRL Exceedance?	Number of Readings	Number of Detections	Concentration Range	Period Average	ATSDR MRL
SPM Flex 3	H2S	No	2880	1097	0 - 13 ppb	1.04 ppb	70 ppb

Catawba Express							
Instrument	Analyte	ATSDR MRL Exceedance?	Number of Readings	Number of Detections	Concentration Range	Period Average	ATSDR MRL
SPM Flex 2	H2S	No	2880	881	0 - 26 ppb	2.27 ppb	70 ppb

Notes:

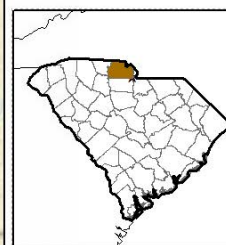

Hydrogen sulfide concentrations presented in this data summary table are converted from parts per million, the instrument readout units, to parts per billion. The SPM FLEX Minimum Detectable Limit (MDL) is 1 ppb of Hydrogen Sulfide.

- ATSDR MRL Agency for Toxic Substances and Disease Registry Minimal Risk Level - Acute Exposure (<14 days)
- H₂S Hydrogen Sulfide
- hr Hour
- ppb Parts per billion
- MRL Exceedance Defines if the 24-hr TWA exceeded the MRL at any time during the period of this report
- SPM Single Point Monitor
- TWA Time Weighted Average



Legend

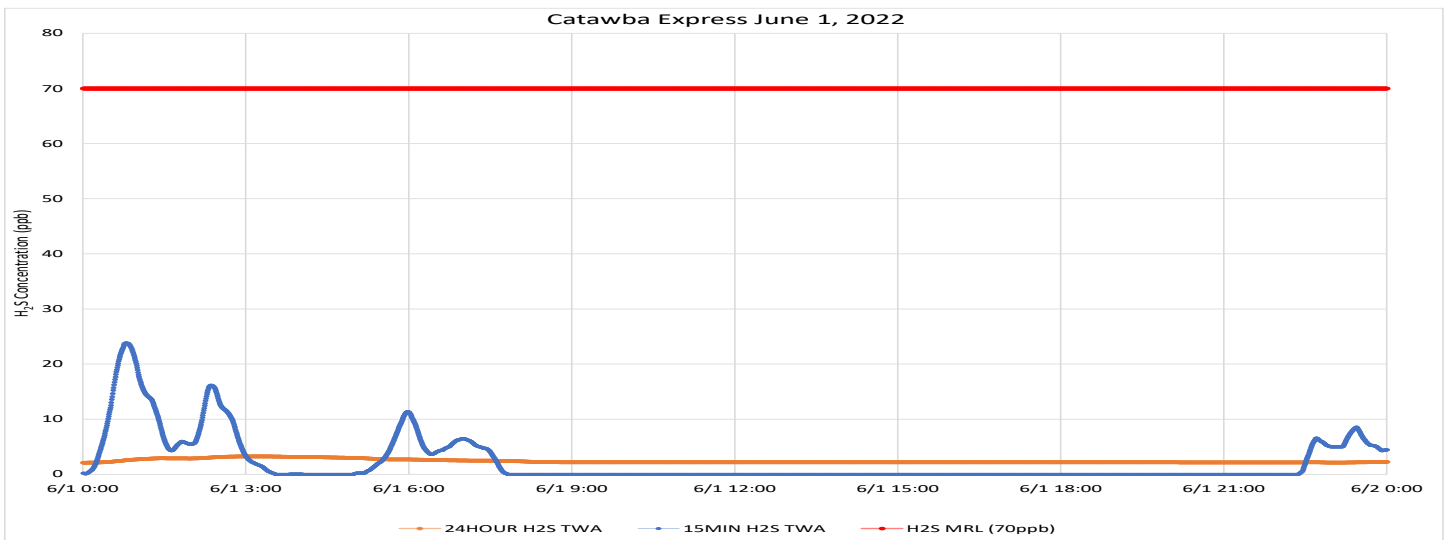
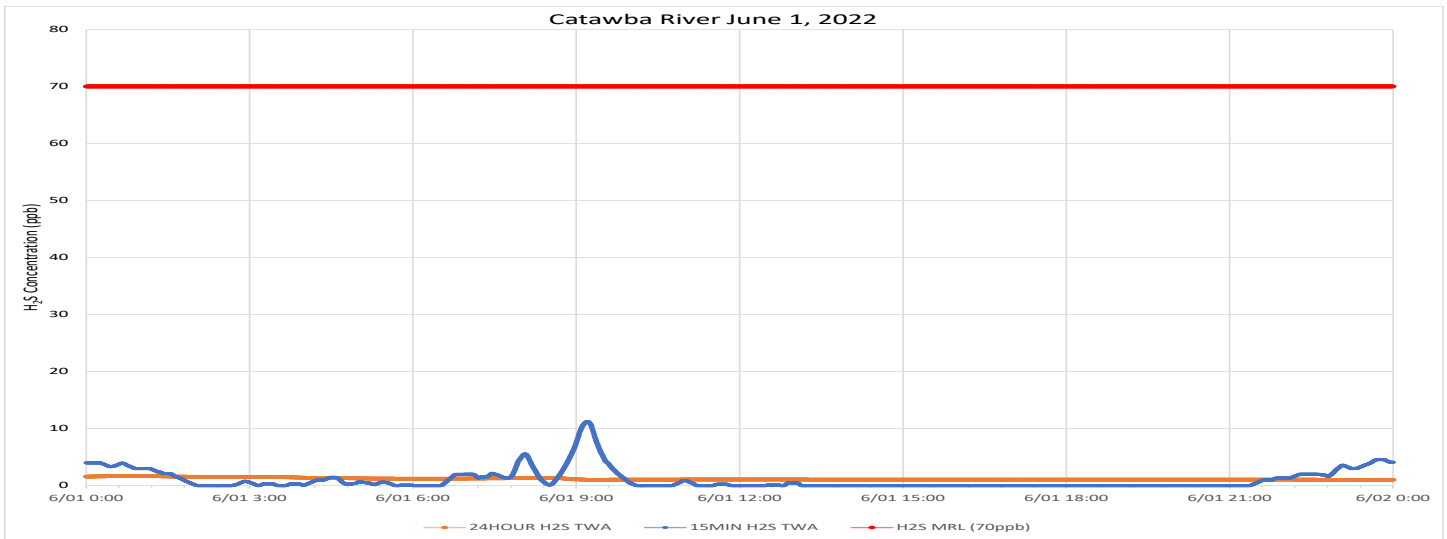
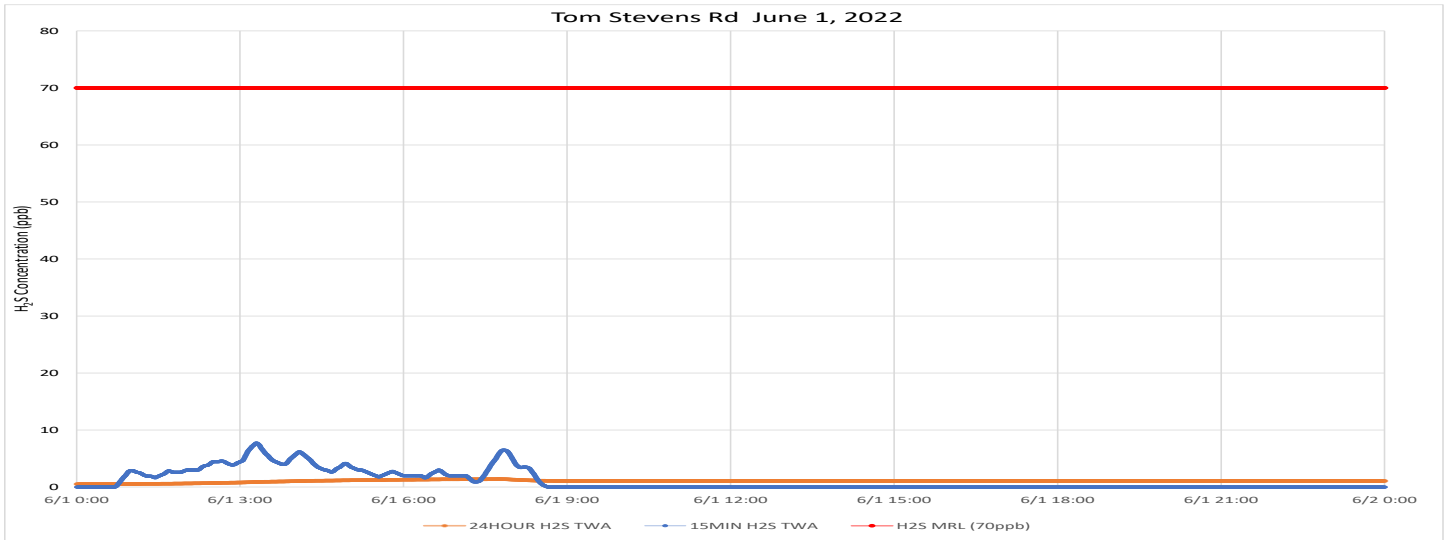
- ★ New Indy Containerboard
- ◆ NI Offsite Monitor
- ▼ DHEC Monitor



H₂S in South Carolina

Hydrogen Sulfide 15-min and 24-hr Time Weighted Average Graphs

Winds were calm to light and variable throughout the period. When wind direction was detected, winds were coming from the south southwest to west northwest.



Notes: Time is Eastern Daylight Time H₂S – Hydrogen Sulfide MRL – Minimal Risk Level ppb – Parts per billion

Air Monitoring Summary Tables

This table summarizes monitoring data collected using DHEC monitors and EPA's Viper wireless remote monitoring system.



Project Name: H₂S in South Carolina

From: 6/2/22
12:00 AM

To: 6/2/22
11:59 PM

Tom Stevens Rd							
Instrument	Analyte	ATSDR MRL Exceedance?	Number of Readings	Number of Detections	Concentration Range	Period Average	ATSDR MRL
SPM Flex 1	H2S	No	2880	701	0 - 6 ppb	0.64 ppb	70 ppb

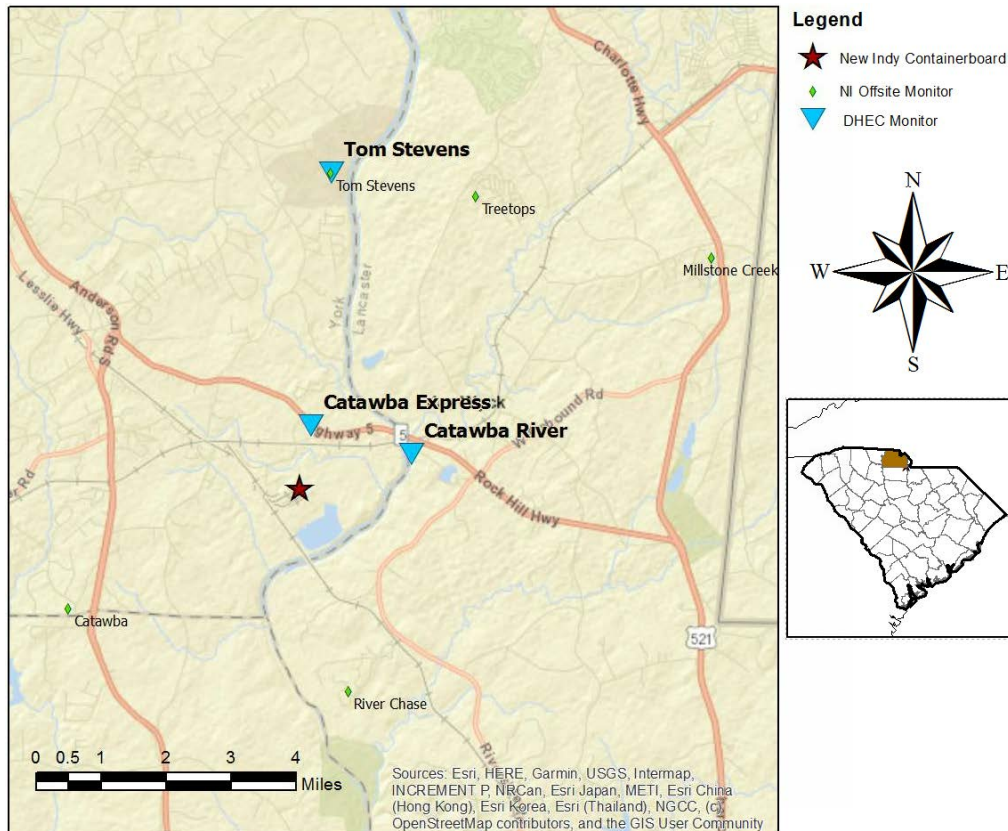
Catawba River							
Instrument	Analyte	ATSDR MRL Exceedance?	Number of Readings	Number of Detections	Concentration Range	Period Average	ATSDR MRL
SPM Flex 3	H2S	No	8056	1814	0 - 5 ppb	0.37 ppb	70 ppb

Catawba Express							
Instrument	Analyte	ATSDR MRL Exceedance?	Number of Readings	Number of Detections	Concentration Range	Period Average	ATSDR MRL
SPM Flex 2	H2S	No	2880	793	0 - 12 ppb	0.81 ppb	70 ppb

Notes:

Hydrogen sulfide concentrations presented in this data summary table are converted from parts per million, the instrument readout units, to parts per billion. The SPM FLEX Minimum Detectable Limit (MDL) is 1 ppb of Hydrogen Sulfide.

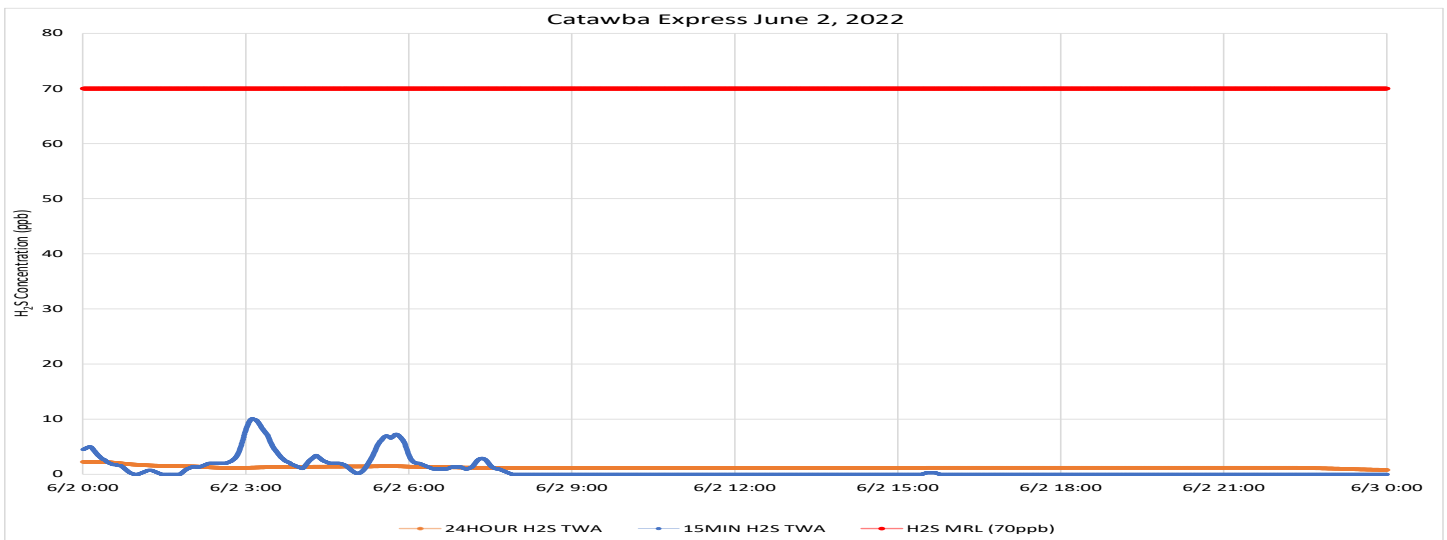
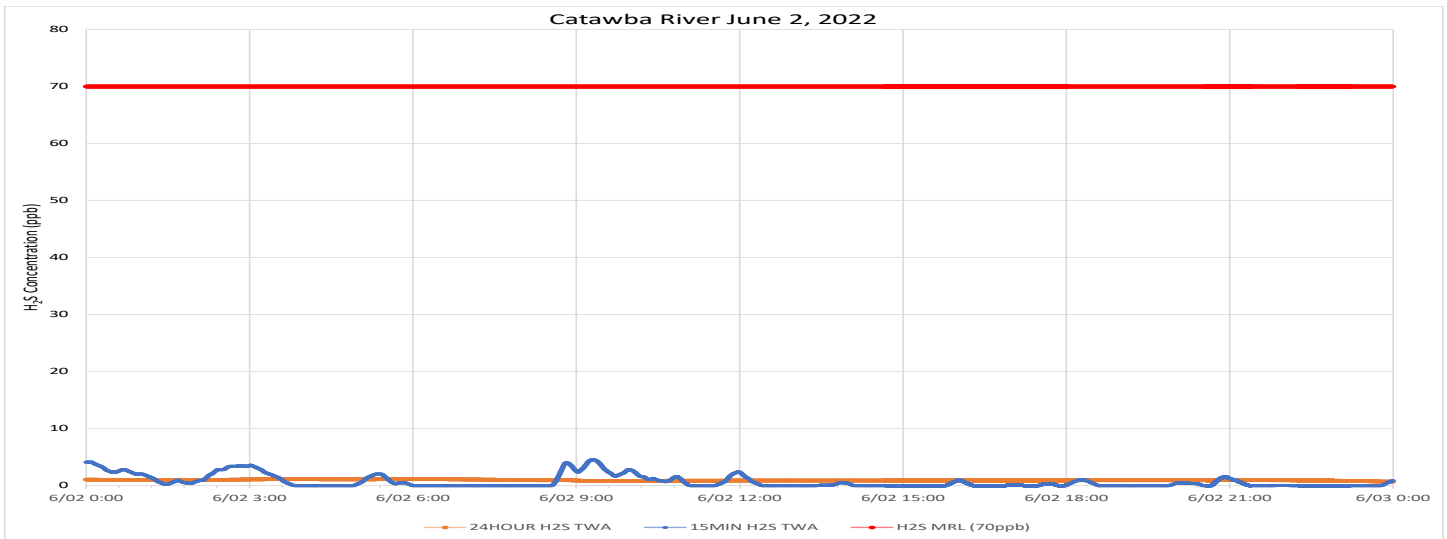
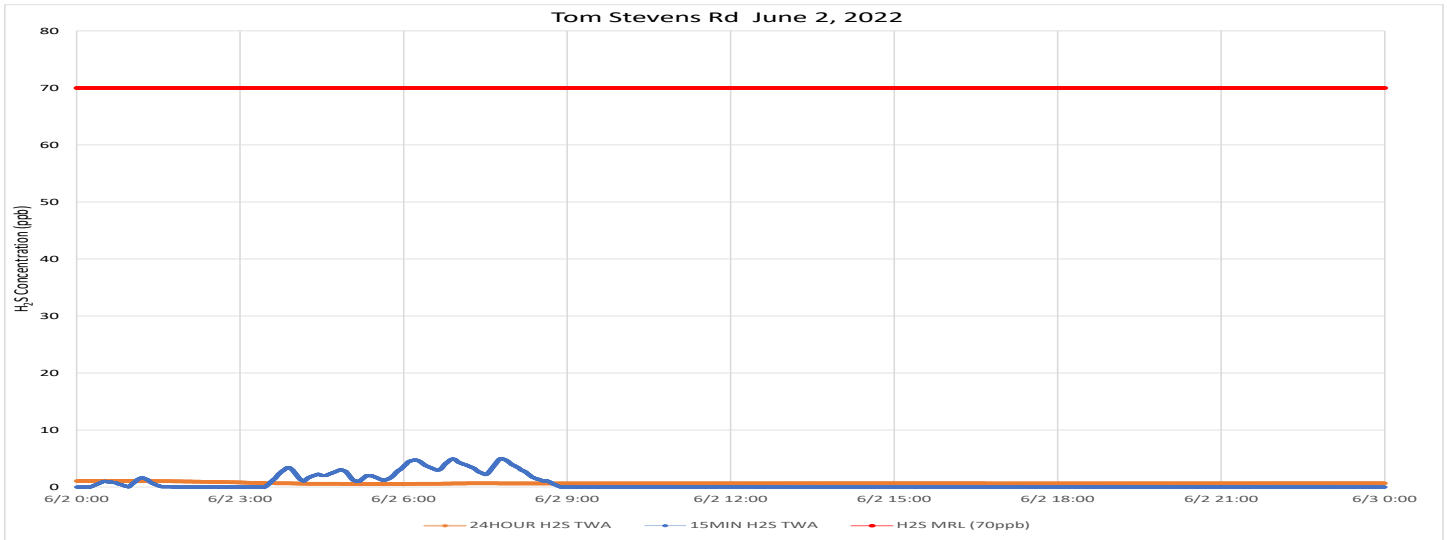
- ATSDR MRL Agency for Toxic Substances and Disease Registry Minimal Risk Level - Acute Exposure (<14 days)
- H₂S Hydrogen Sulfide
- hr Hour
- ppb Parts per billion
- MRL Exceedance Defines if the 24-hr TWA exceeded the MRL at any time during the period of this report
- SPM Single Point Monitor
- TWA Time Weighted Average



H₂S in South Carolina

Hydrogen Sulfide 15-min and 24-hr Time Weighted Average Graphs

Winds were from the southwest to west southwest through midday, then began shifting towards coming from the north by the end of the period.



Notes: Time is Eastern Daylight Time H₂S – Hydrogen Sulfide MRL – Minimal Risk Level ppb – Parts per billion

An apparent monitor pump failure has interrupted monitoring at the Catawba River site. The reported period average for that site is only for the 24-hour period up to the time of the failure, indicated in both the table and graph.

Air Monitoring Summary Tables

This table summarizes monitoring data collected using DHEC monitors and EPA's Viper wireless remote monitoring system.

Project Name: H₂S in South Carolina



From: 6/3/22
12:00 AM

To: 6/3/22
11:59 PM

Tom Stevens Rd							
Instrument	Analyte	ATSDR MRL Exceedance?	Number of Readings	Number of Detections	Concentration Range	Period Average	ATSDR MRL
SPM Flex 1	H2S	No	2880	2	0 - 1 ppb	0 ppb	70 ppb

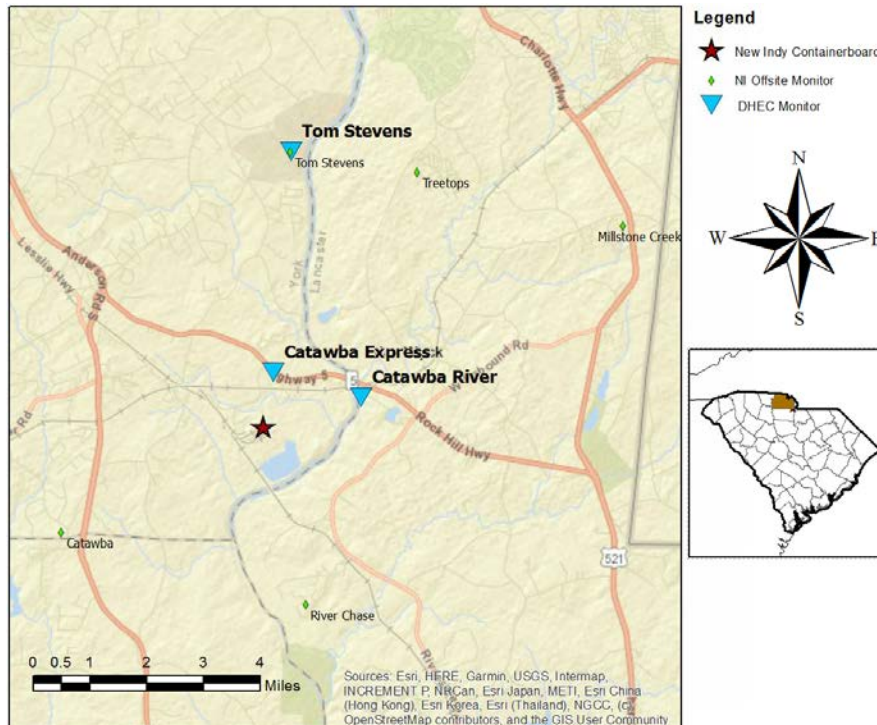
Catawba River 0000-1617							
Instrument	Analyte	ATSDR MRL Exceedance?	Number of Readings	Number of Detections	Concentration Range	Partial Period Average	ATSDR MRL
SPM Flex 3	H2S	No	2806	256	0 - 2 ppb	0.1 ppb	70 ppb

Catawba Express							
Instrument	Analyte	ATSDR MRL Exceedance?	Number of Readings	Number of Detections	Concentration Range	Period Average	ATSDR MRL
SPM Flex 2	H2S	No	2880	198	0 - 11 ppb	0.25 ppb	70 ppb

Notes:

Hydrogen sulfide concentrations presented in this data summary table are converted from parts per million, the instrument readout units, to parts per billion. The SPM FLEX Minimum Detectable Limit (MDL) is 1 ppb of Hydrogen Sulfide.

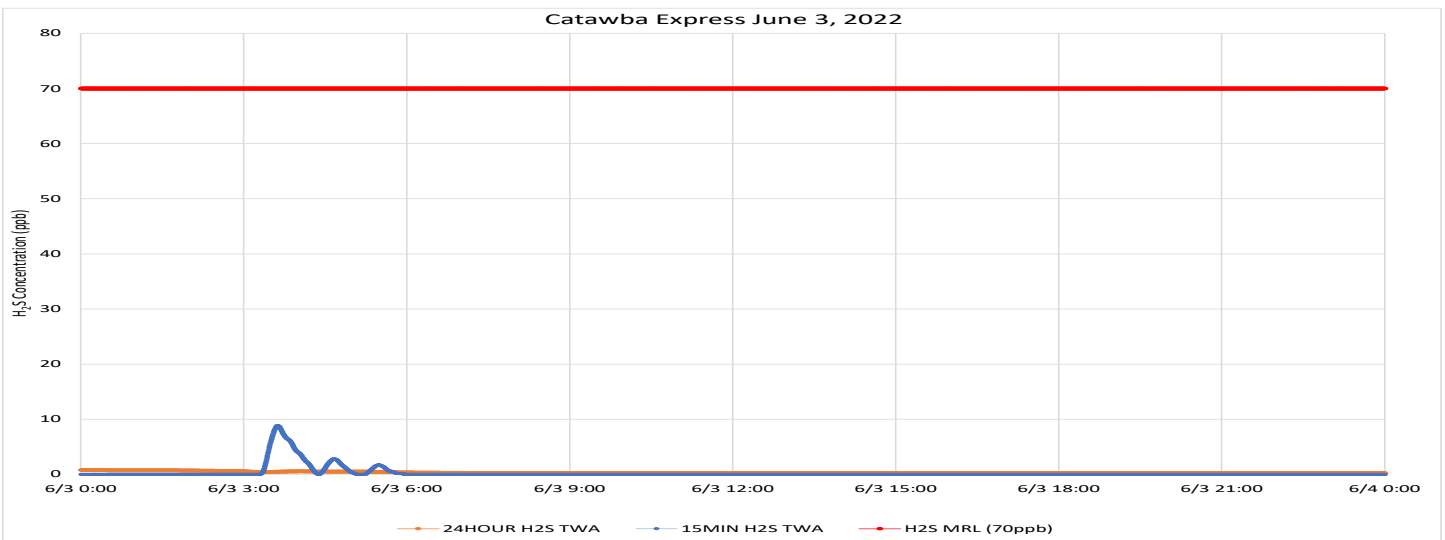
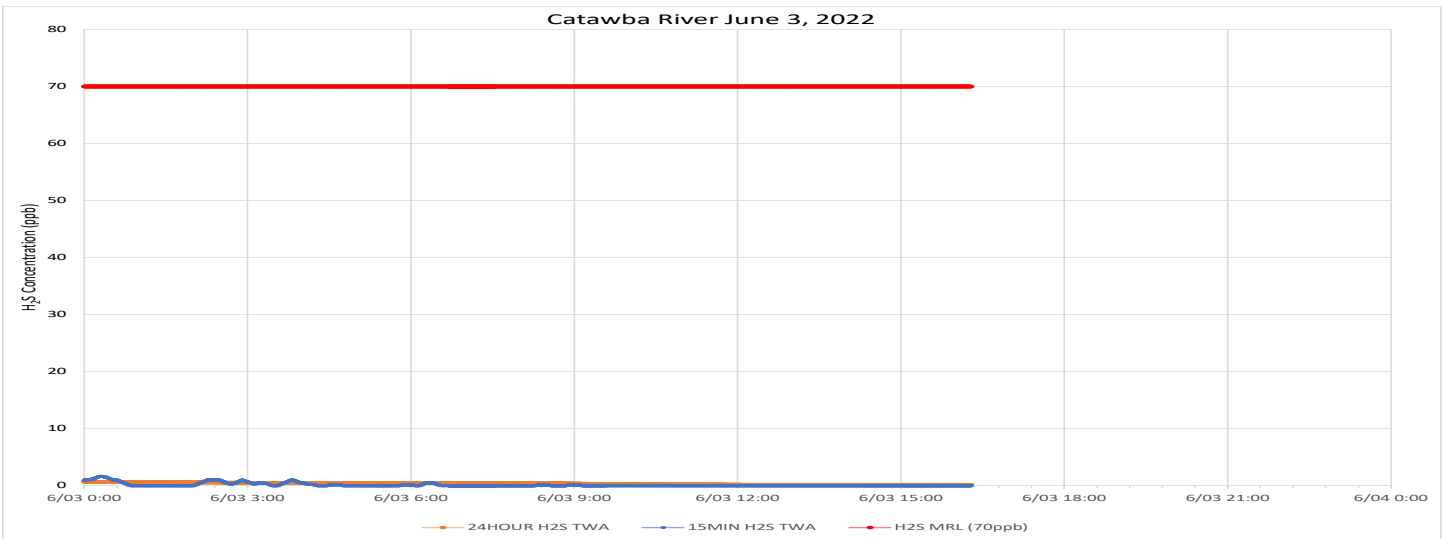
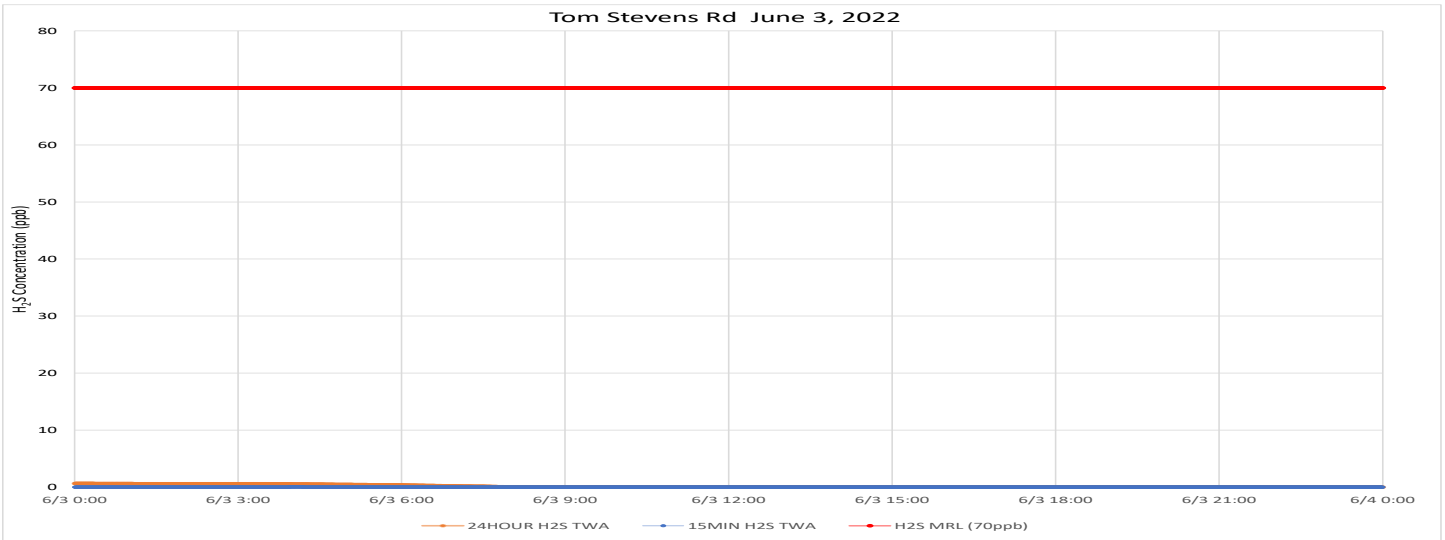
- ATSDR MRL Agency for Toxic Substances and Disease Registry Minimal Risk Level - Acute Exposure (<14 days)
- H₂S Hydrogen Sulfide
- hr Hour
- ppb Parts per billion
- MRL Exceedance Defines if the 24-hr TWA exceeded the MRL at any time during the period of this report
- SPM Single Point Monitor
- TWA Time Weighted Average



H₂S in South Carolina

Hydrogen Sulfide 15-min and 24-hr Time Weighted Average Graphs

Winds were from the southwest to west southwest through midday, then began shifting towards coming from the north by the end of the period.



Notes: Time is Eastern Daylight Time H₂S – Hydrogen Sulfide MRL – Minimal Risk Level ppb – Parts per billion

A monitor pump failure or potential storm damage interrupted communication with the Catawba River site equipment on the afternoon of June 3rd. Monitoring at that site is expected to resume once the equipment has been evaluated.

Air Monitoring Summary Tables

This table summarizes monitoring data collected using DHEC monitors and EPA's Viper wireless remote monitoring system.

Project Name: H₂S in South Carolina



From: 6/4/22
12:00 AM

To: 6/4/22
11:59 PM

Tom Stevens Rd							
Instrument	Analyte	ATSDR MRL Exceedance?	Number of Readings	Number of Detections	Concentration Range	Period Average	ATSDR MRL
SPM Flex 1	H2S	No	2880	0	0 - 0 ppb	0 ppb	70 ppb

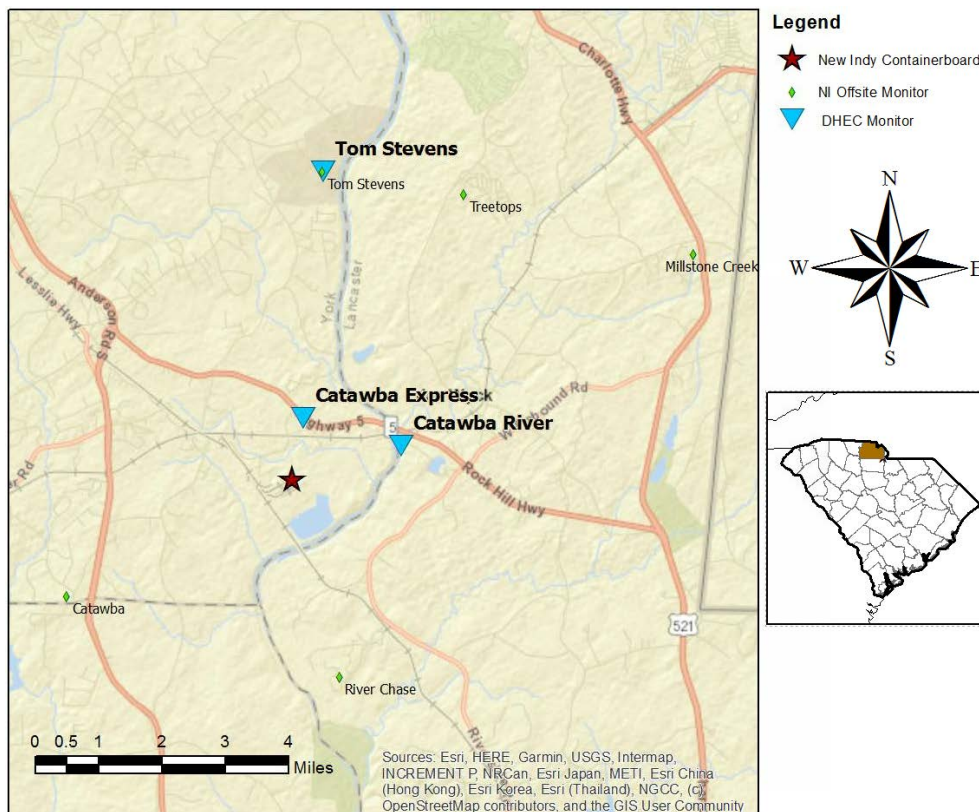
Catawba River Monitor offline

Catawba Express							
Instrument	Analyte	ATSDR MRL Exceedance?	Number of Readings	Number of Detections	Concentration Range	Period Average	ATSDR MRL
SPM Flex 2	H2S	No	2880	0	0 - 0 ppb	0 ppb	70 ppb

Notes:

Hydrogen sulfide concentrations presented in this data summary table are converted from parts per million, the instrument readout units, to parts per billion. The SPM FLEX Minimum Detectable Limit (MDL) is 1 ppb of Hydrogen Sulfide.

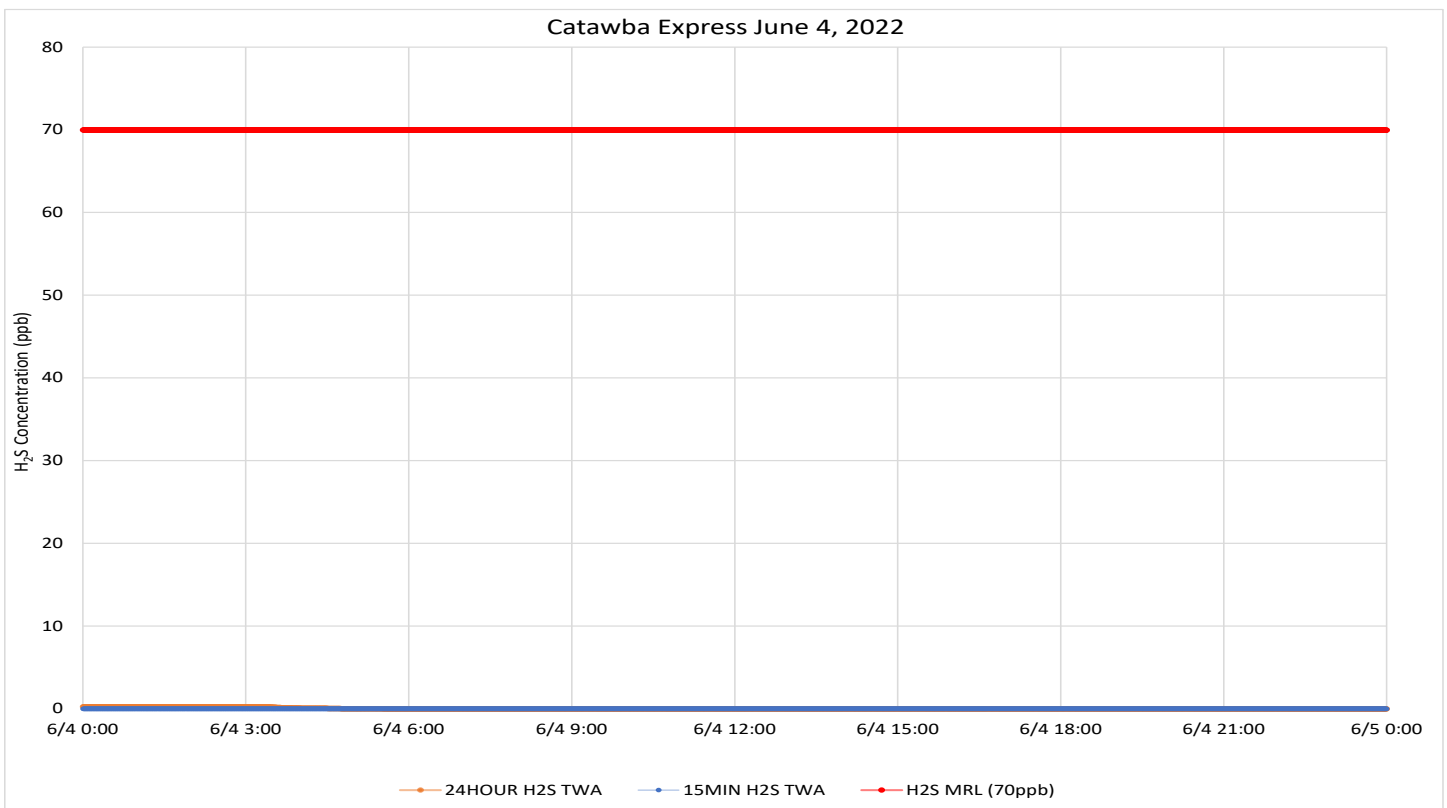
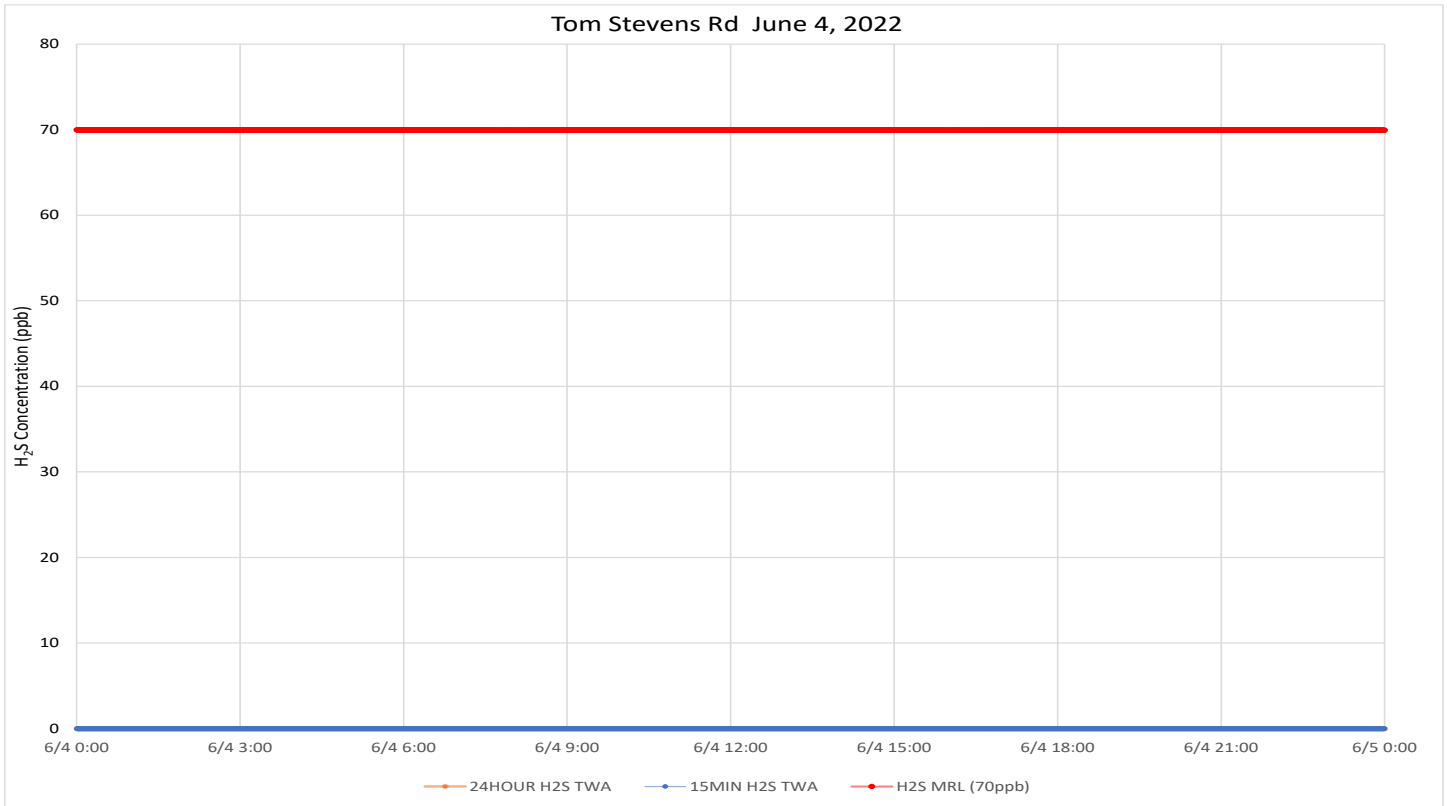
- ATSDR MRL Agency for Toxic Substances and Disease Registry Minimal Risk Level - Acute Exposure (<14 days)
- H₂S Hydrogen Sulfide
- hr Hour
- ppb Parts per billion
- MRL Exceedance Defines if the 24-hr TWA exceeded the MRL at any time during the period of this report
- SPM Single Point Monitor
- TWA Time Weighted Average



H₂S in South Carolina

Hydrogen Sulfide 15-min and 24-hr Time Weighted Average Graphs

Winds were from the north northeast through midmorning, becoming calm to light and variable through the remainder of the period.



Notes: Time is Eastern Daylight Time H₂S – Hydrogen Sulfide MRL – Minimal Risk Level ppb – Parts per billion

A combination of storm impact and monitor pump failure affected the Catawba River site equipment on the afternoon of June 3rd. Monitoring at that site is expected to resume once the equipment has been evaluated.

Air Monitoring Summary Tables

This table summarizes monitoring data collected using DHEC monitors and EPA's Viper wireless remote monitoring system.

Project Name: H₂S in South Carolina



From: 6/5/22
12:00 AM

To: 6/5/22
11:59 PM

Tom Stevens Rd							
Instrument	Analyte	ATSDR MRL Exceedance?	Number of Readings	Number of Detections	Concentration Range	Period Average	ATSDR MRL
SPM Flex 1	H2S	No	2880	0	0 - 0 ppb	0 ppb	70 ppb

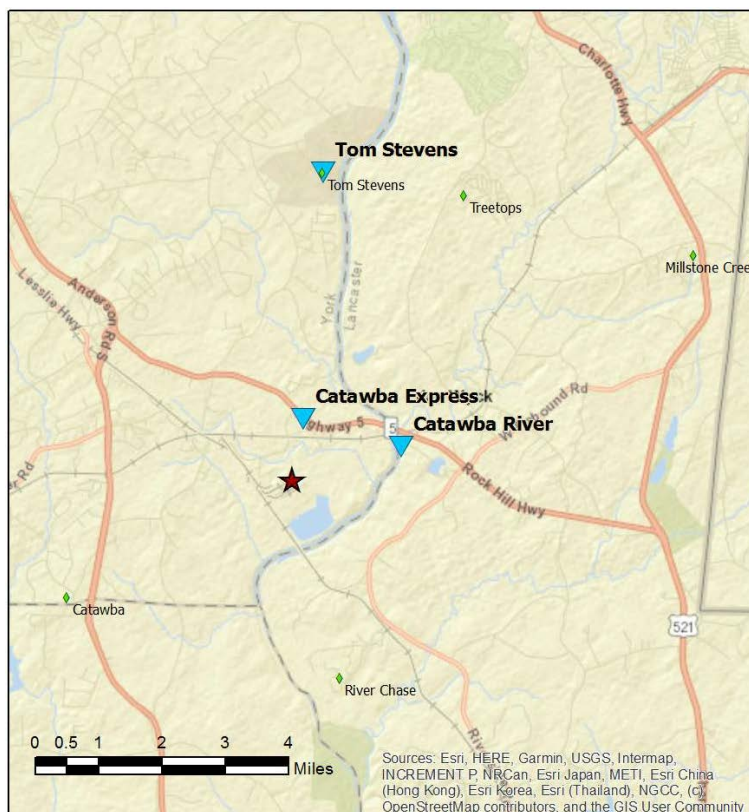
Catawba River Monitor offline

Catawba Express							
Instrument	Analyte	ATSDR MRL Exceedance?	Number of Readings	Number of Detections	Concentration Range	Period Average	ATSDR MRL
SPM Flex 2	H2S	No	2880	232	0 - 5 ppb	0.22 ppb	70 ppb

Notes:

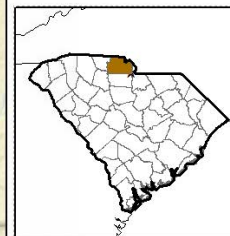

Hydrogen sulfide concentrations presented in this data summary table are converted from parts per million, the instrument readout units, to parts per billion. The SPM FLEX Minimum Detectable Limit (MDL) is 1 ppb of Hydrogen Sulfide.

- ATSDR MRL Agency for Toxic Substances and Disease Registry Minimal Risk Level - Acute Exposure (<14 days)
- H₂S Hydrogen Sulfide
- hr Hour
- ppb Parts per billion
- MRL Exceedance Defines if the 24-hr TWA exceeded the MRL at any time during the period of this report
- SPM Single Point Monitor
- TWA Time Weighted Average



Legend

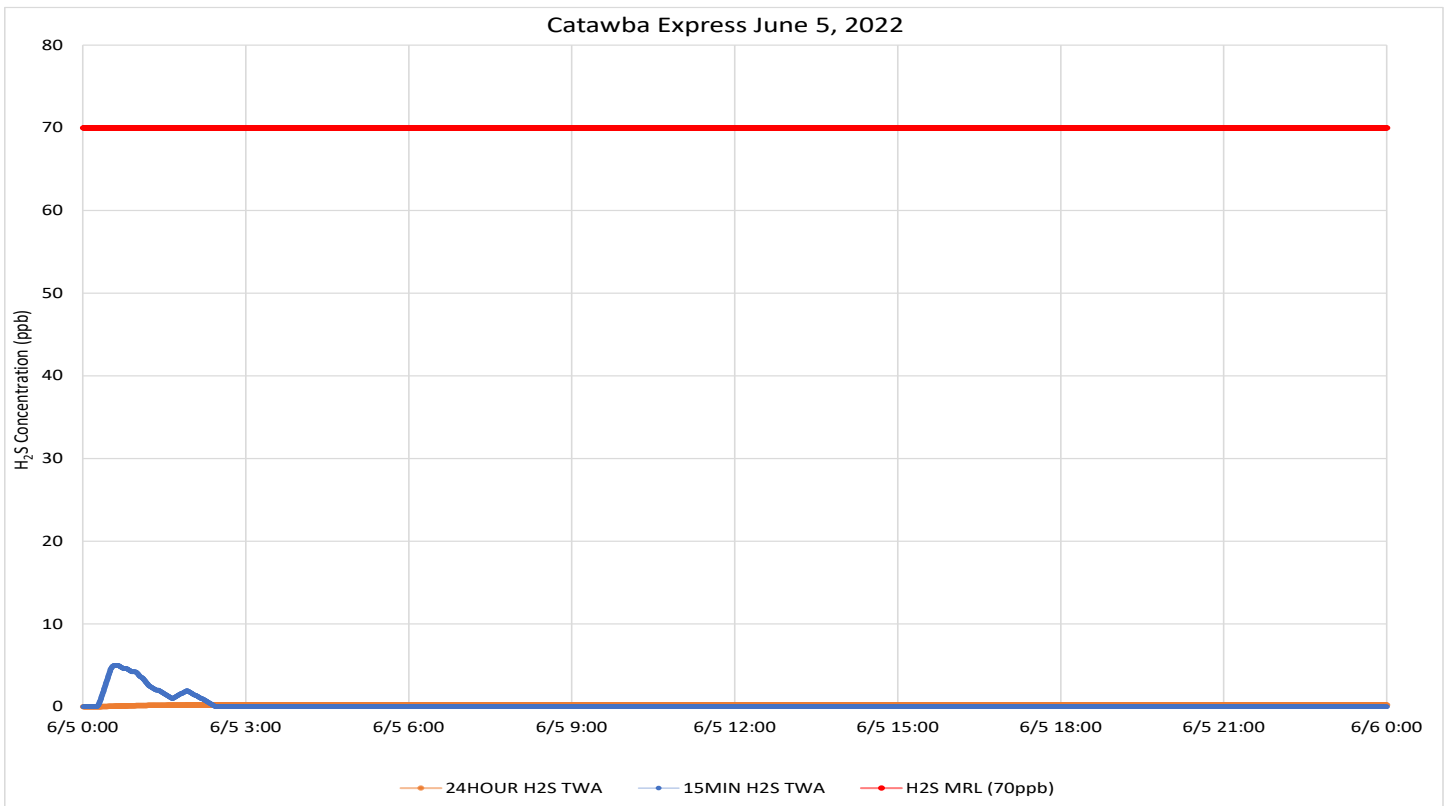
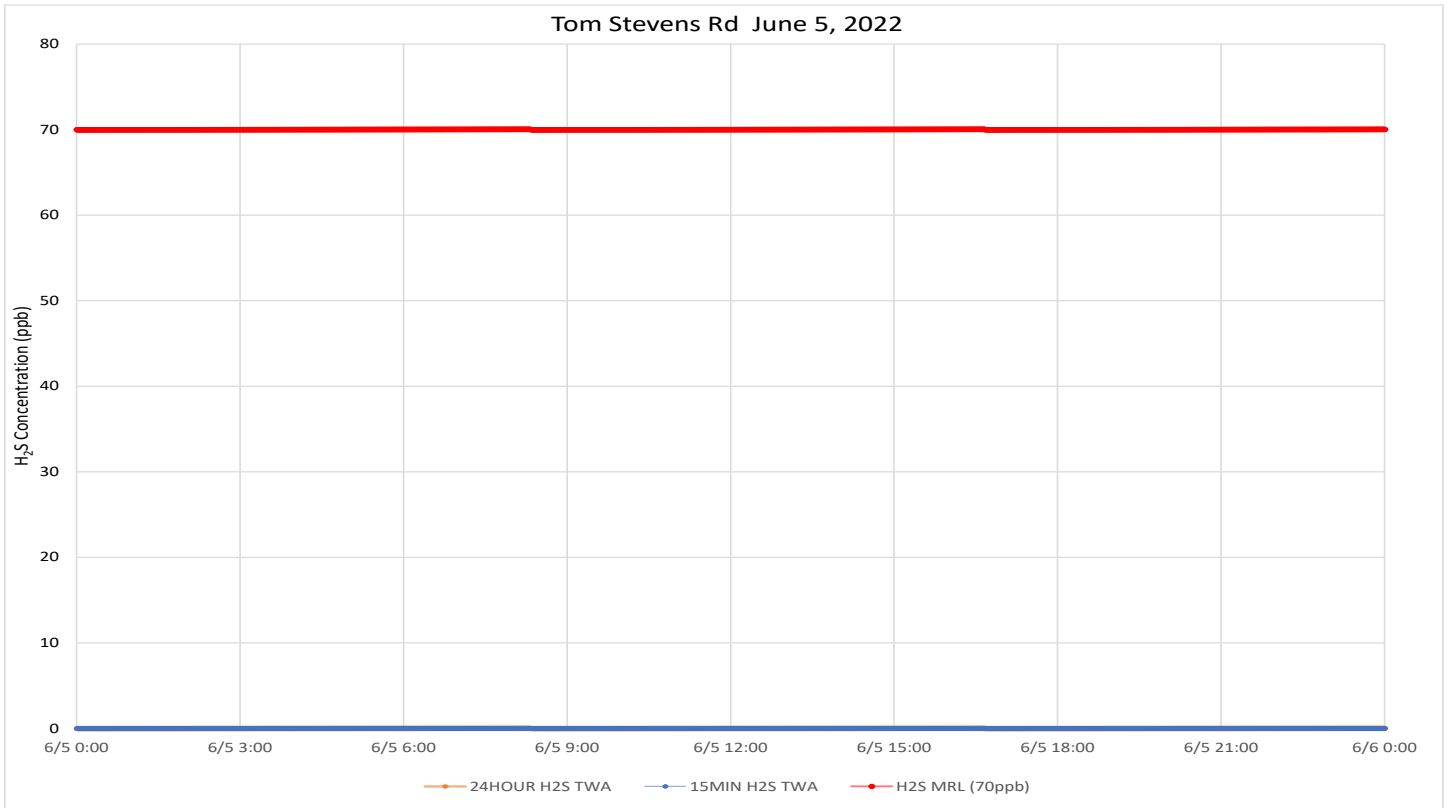
- ★ New Indy Containerboard
- ◆ NI Offsite Monitor
- ▲ DHEC Monitor



H₂S in South Carolina

Hydrogen Sulfide 15-min and 24-hr Time Weighted Average Graphs

Winds were calm in the morning and evening and light and variable during the day. When measurable, winds were from the north northeast to east northeast.



Notes: Time is Eastern Daylight Time H₂S – Hydrogen Sulfide MRL – Minimal Risk Level ppb – Parts per billion

A combination of storm impact and monitor pump failure affected the Catawba River site equipment on the afternoon of June 3rd. Monitoring at that site is expected to resume once the equipment has been evaluated.

Air Monitoring Summary Tables

This table summarizes monitoring data collected using DHEC monitors and EPA's Viper wireless remote monitoring system.

Project Name: H₂S in South Carolina



From: 6/6/22
12:00 AM

To: 6/6/22
11:59 PM

Tom Stevens Rd							
Instrument	Analyte	ATSDR MRL Exceedance?	Number of Readings	Number of Detections	Concentration Range	Period Average	ATSDR MRL
SPM Flex 1	H2S	No	2880	0	0 - 0 ppb	0 ppb	70 ppb

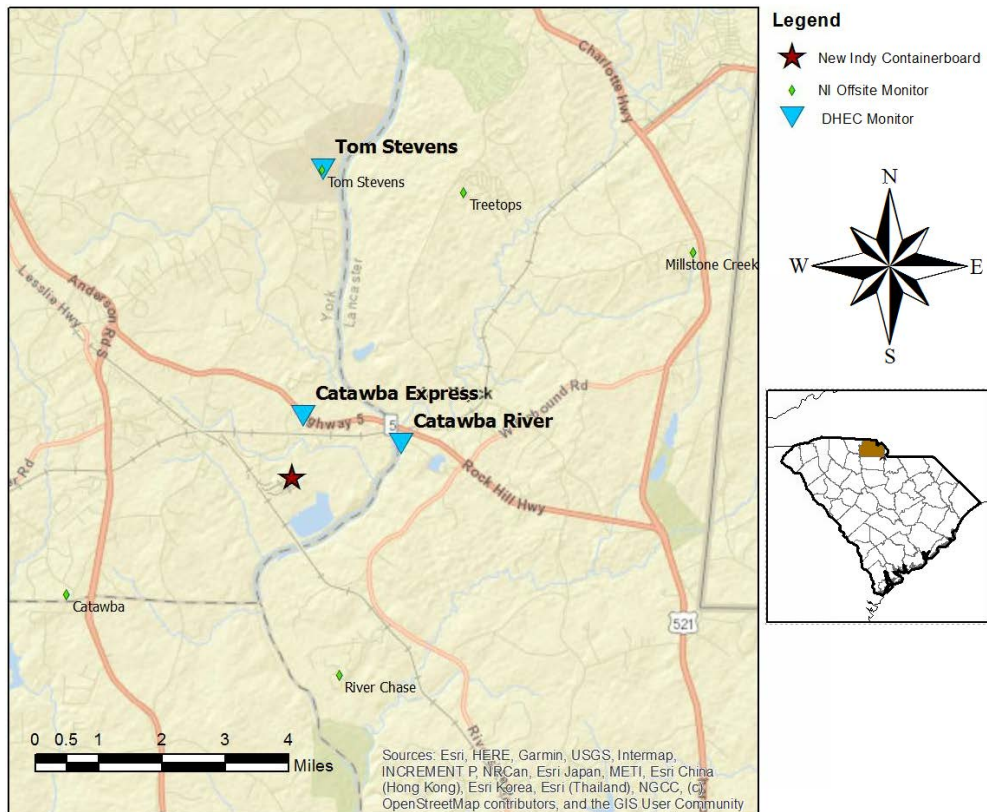
Catawba River Monitor offline

Catawba Express							
Instrument	Analyte	ATSDR MRL Exceedance?	Number of Readings	Number of Detections	Concentration Range	Period Average	ATSDR MRL
SPM Flex 2	H2S	No	2879	918	0 - 13 ppb	1.18 ppb	70 ppb

Notes:

Hydrogen sulfide concentrations presented in this data summary table are converted from parts per million, the instrument readout units, to parts per billion. The SPM FLEX Minimum Detectable Limit (MDL) is 1 ppb of Hydrogen Sulfide.

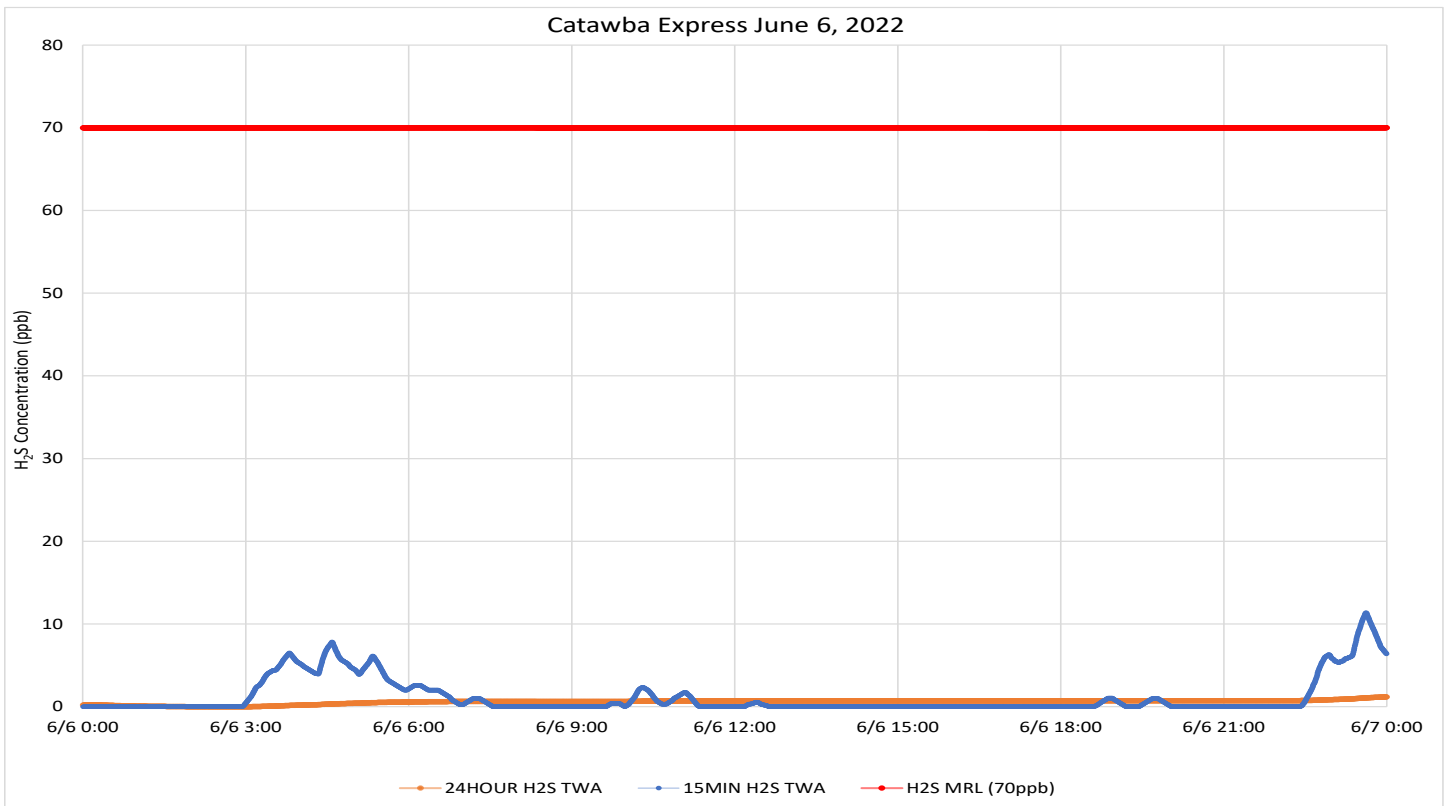
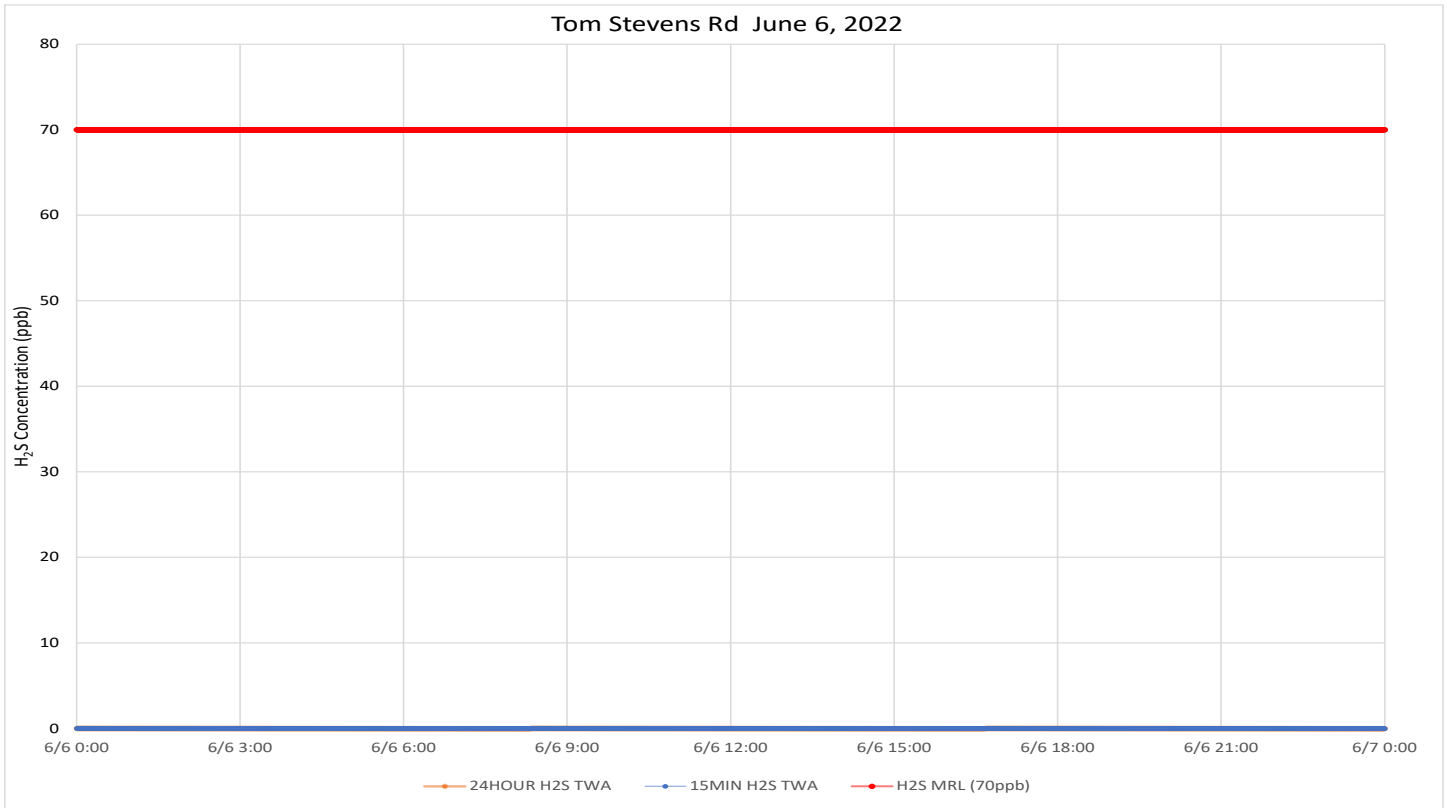
- ATSDR MRL Agency for Toxic Substances and Disease Registry Minimal Risk Level - Acute Exposure (<14 days)
- H₂S Hydrogen Sulfide
- hr Hour
- ppb Parts per billion
- MRL Exceedance Defines if the 24-hr TWA exceeded the MRL at any time during the period of this report
- SPM Single Point Monitor
- TWA Time Weighted Average



H₂S in South Carolina

Hydrogen Sulfide 15-min and 24-hr Time Weighted Average Graphs

Winds were calm in the morning and evening and light and variable during the day. When measurable, winds were from the southeast to south.



Notes: Time is Eastern Daylight Time H₂S – Hydrogen Sulfide MRL – Minimal Risk Level ppb – Parts per billion

The equipment at the Catawba River site was restored to operation on Tuesday afternoon. The rolling 15 minute Time Weighted Average graph for that site has been added to this revised report.

Air Monitoring Summary Tables

This table summarizes monitoring data collected using DHEC monitors and EPA's Viper wireless remote monitoring system.

Project Name: H₂S in South Carolina



From: 6/7/22
12:00 AM

To: 6/7/22
11:59 PM

Tom Stevens Rd							
Instrument	Analyte	ATSDR MRL Exceedance?	Number of Readings	Number of Detections	Concentration Range	Period Average	ATSDR MRL
SPM Flex 1	H ₂ S	No	2880	573	0 - 3 ppb	0.32 ppb	70 ppb

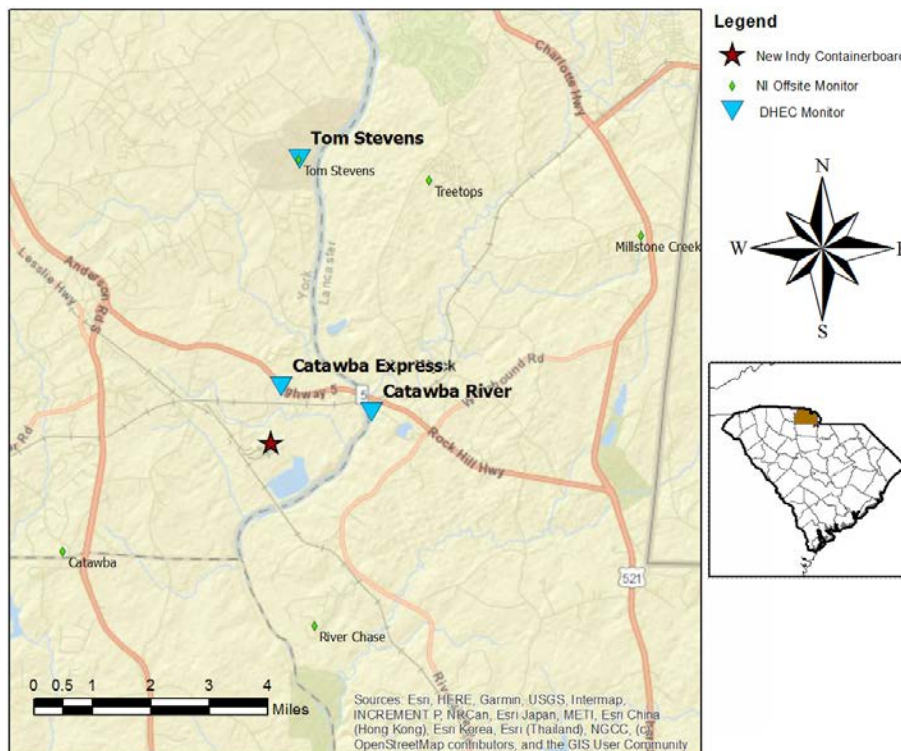
Catawba River 1834-2359							
Instrument	Analyte	ATSDR MRL Exceedance?	Number of Readings	Number of Detections	Concentration Range	Period Average	ATSDR MRL
SPM Flex 3	H ₂ S	Yes	996	338	0 - 4 ppb	Insufficient data	70 ppb

Catawba Express							
Instrument	Analyte	ATSDR MRL Exceedance?	Number of Readings	Number of Detections	Concentration Range	Period Average	ATSDR MRL
SPM Flex 2	H ₂ S	No	2881	1295	0 - 18 ppb	2.06 ppb	70 ppb

Notes:

Hydrogen sulfide concentrations presented in this data summary table are converted from parts per million, the instrument readout units, to parts per billion. The SPM FLEX Minimum Detectable Limit (MDL) is 1 ppb of Hydrogen Sulfide.

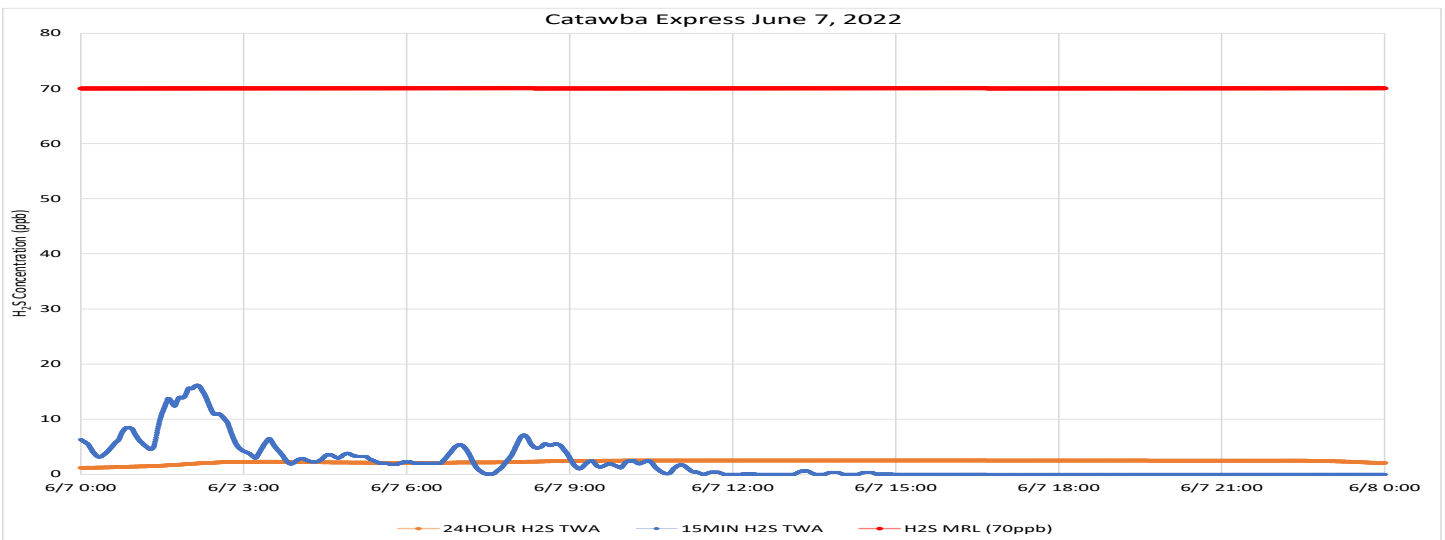
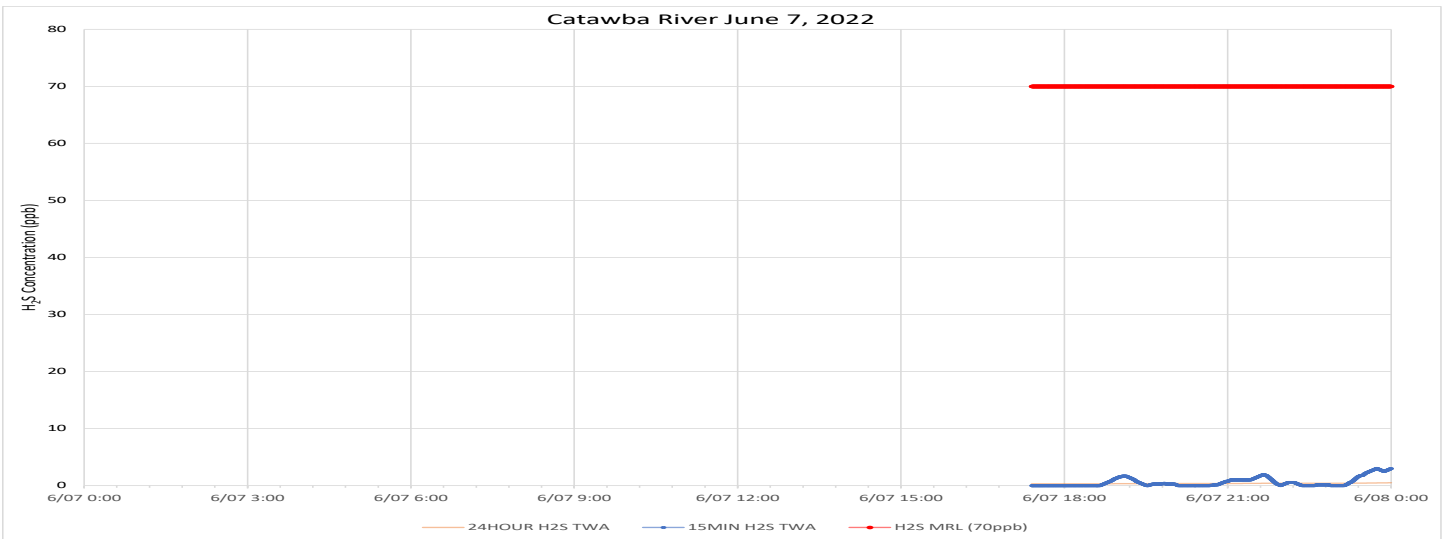
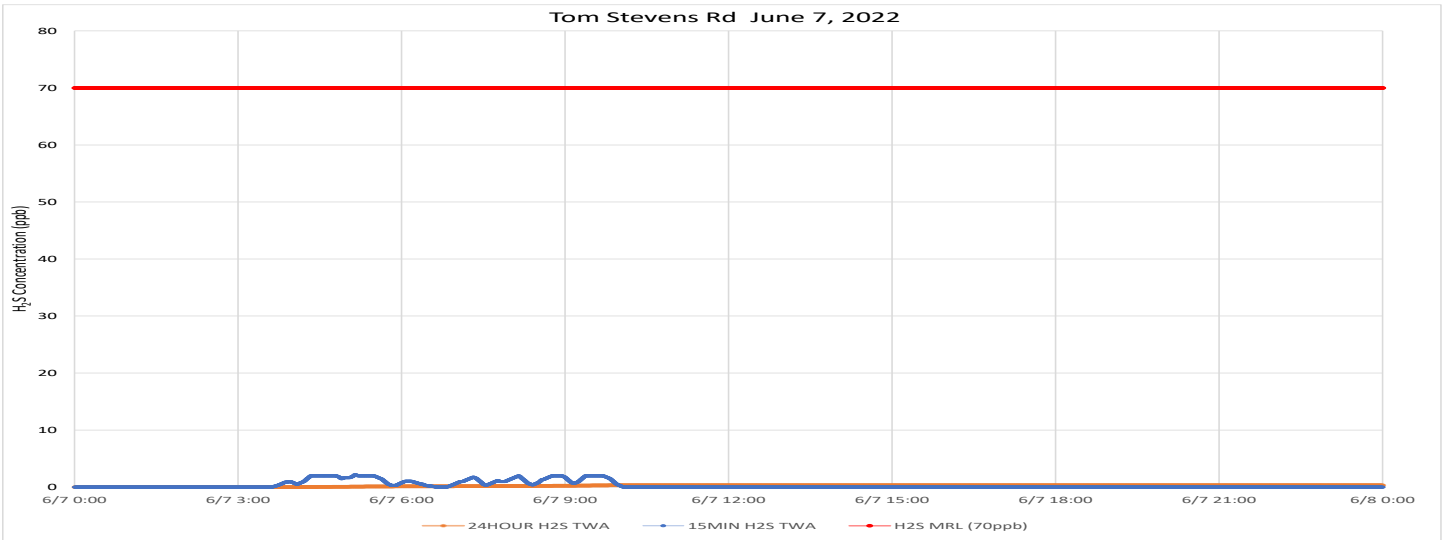
- ATSDR MRL Agency for Toxic Substances and Disease Registry Minimal Risk Level - Acute Exposure (<14 days)
- H₂S Hydrogen Sulfide
- hr Hour
- ppb Parts per billion
- MRL Exceedance Defines if the 24-hr TWA exceeded the MRL at any time during the period of this report
- SPM Single Point Monitor
- TWA Time Weighted Average



H₂S in South Carolina

Hydrogen Sulfide 15-min and 24-hr Time Weighted Average Graphs

Winds were calm to light and variable, but generally from the south to southwest through midday and more from the south southwest to west southwest after midday.



Notes: Time is Eastern Daylight Time H₂S – Hydrogen Sulfide MRL – Minimal Risk Level ppb – Parts per billion

Air Monitoring Summary Tables

This table summarizes monitoring data collected using DHEC monitors and EPA's Viper wireless remote monitoring system.

Project Name: H₂S in South Carolina



From: 6/8/22
12:00 AM

To: 6/8/22
11:59 PM

Tom Stevens Rd							
Instrument	Analyte	ATSDR MRL Exceedance?	Number of Readings	Number of Detections	Concentration Range	Period Average	ATSDR MRL
SPM Flex 1	H ₂ S	No	2880	863	0 - 9 ppb	0.9 ppb	70 ppb

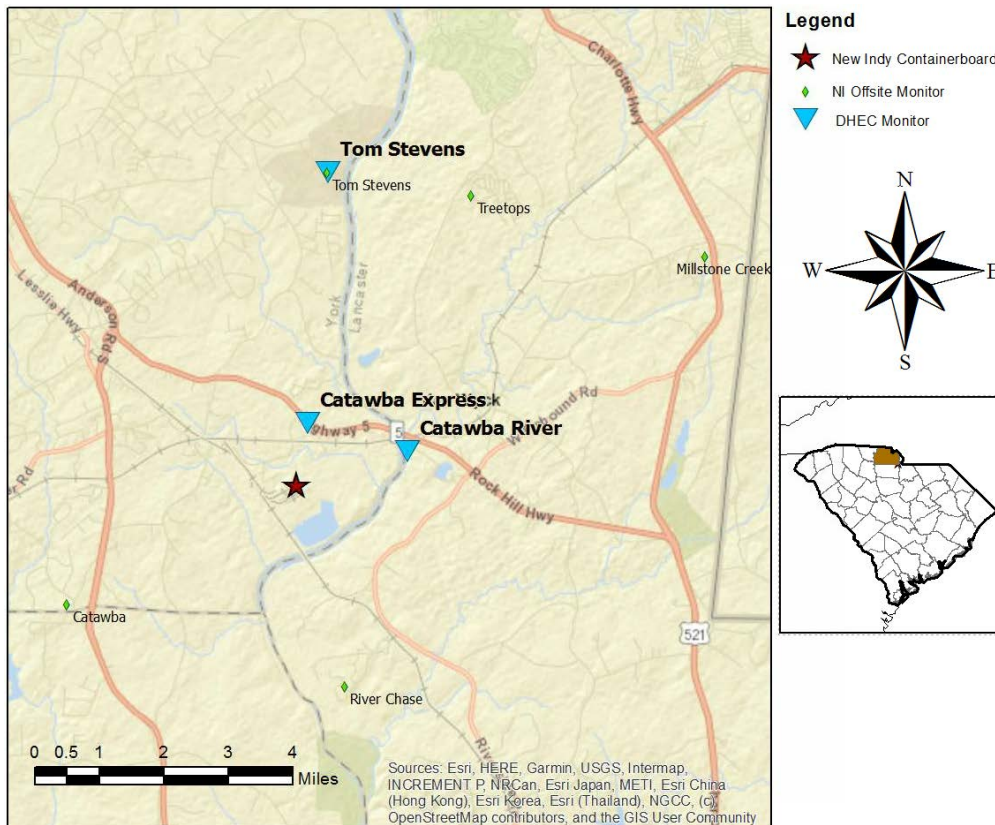
Catawba River Monitor offline							
Instrument	Analyte	ATSDR MRL Exceedance?	Number of Readings	Number of Detections	Concentration Range	Period Average	ATSDR MRL
SPM Flex 3	H ₂ S	No	2880	704	0 - 11 ppb	0.81 ppb	70 ppb

Catawba Express							
Instrument	Analyte	ATSDR MRL Exceedance?	Number of Readings	Number of Detections	Concentration Range	Period Average	ATSDR MRL
SPM Flex 2	H ₂ S	No	2880	759	0 - 20 ppb	1.55 ppb	70 ppb

Notes:

Hydrogen sulfide concentrations presented in this data summary table are converted from parts per million, the instrument readout units, to parts per billion. The SPM FLEX Minimum Detectable Limit (MDL) is 1 ppb of Hydrogen Sulfide.

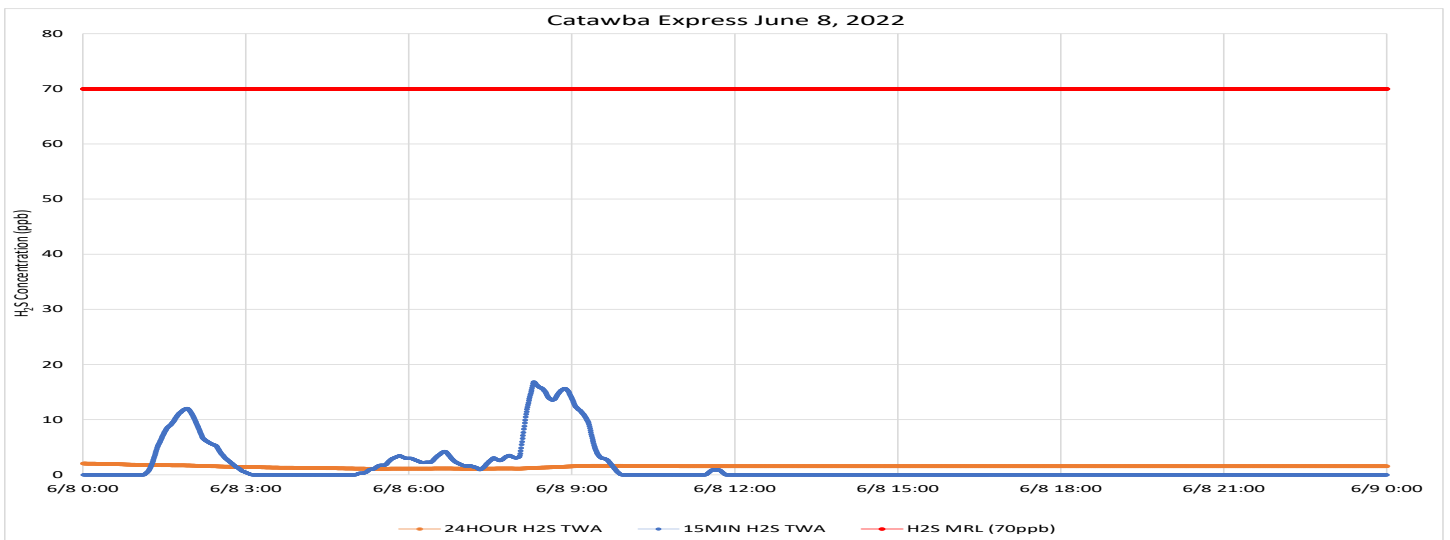
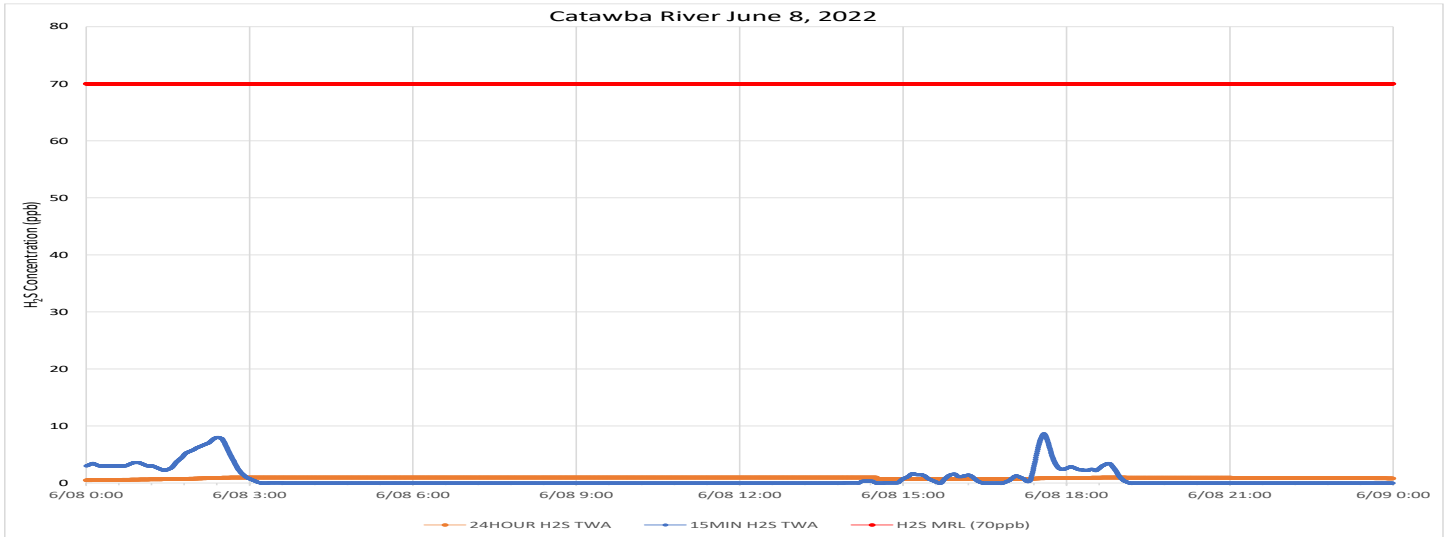
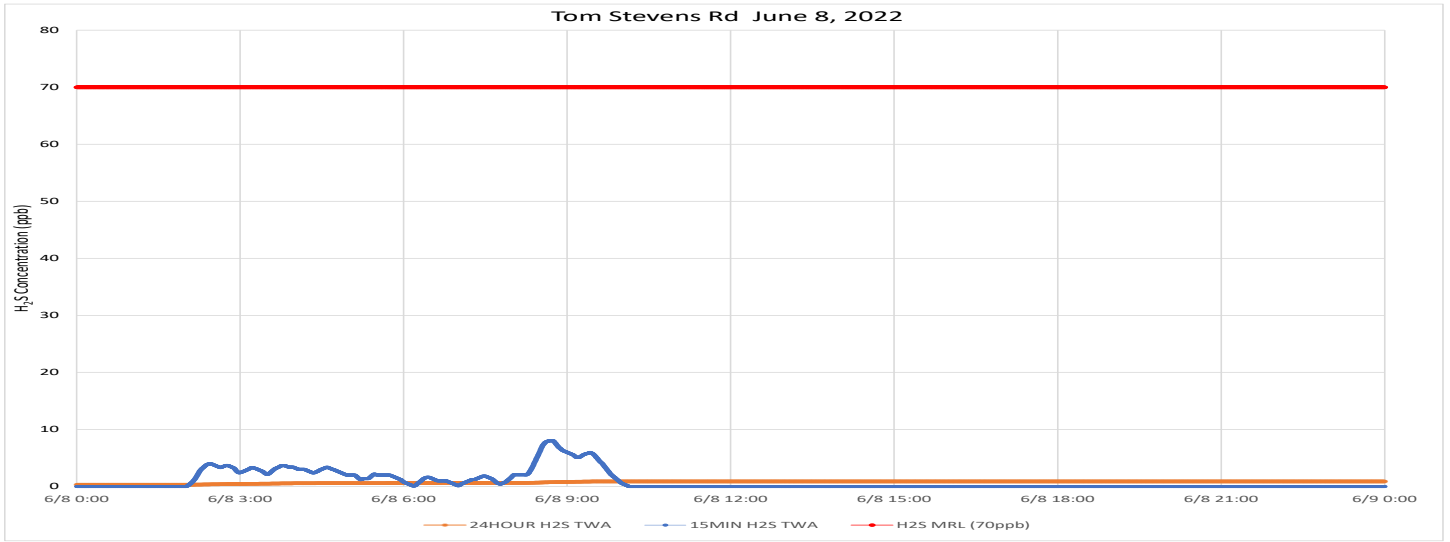
- ATSDR MRL Agency for Toxic Substances and Disease Registry Minimal Risk Level - Acute Exposure (<14 days)
- H₂S Hydrogen Sulfide
- hr Hour
- ppb Parts per billion
- MRL Exceedance Defines if the 24-hr TWA exceeded the MRL at any time during the period of this report
- SPM Single Point Monitor
- TWA Time Weighted Average



H₂S in South Carolina

Hydrogen Sulfide 15-min and 24-hr Time Weighted Average Graphs

Winds were from the south southwest to west southwest during the period.



Notes: Time is Eastern Daylight Time H₂S – Hydrogen Sulfide MRL – Minimal Risk Level ppb – Parts per billion

Air Monitoring Summary Tables

This table summarizes monitoring data collected using DHEC monitors and EPA's Viper wireless remote monitoring system.

Project Name: H₂S in South Carolina



From: 6/9/22
12:00 AM

To: 6/9/22
11:59 PM

Tom Stevens Rd							
Instrument	Analyte	ATSDR MRL Exceedance?	Number of Readings	Number of Detections	Concentration Range	Period Average	ATSDR MRL
SPM Flex 1	H2S	No	2880	0	0 - 0 ppb	0 ppb	70 ppb

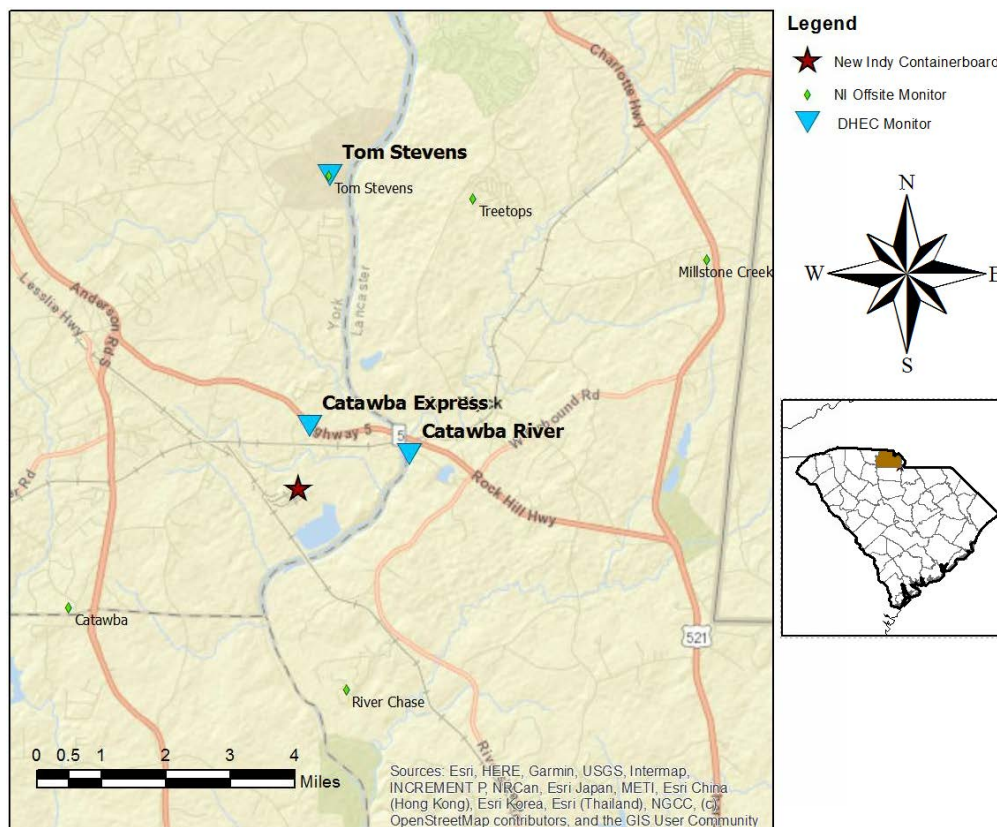
Catawba River Monitor offline							
Instrument	Analyte	ATSDR MRL Exceedance?	Number of Readings	Number of Detections	Concentration Range	Period Average	ATSDR MRL
SPM Flex 3	H2S	No	2880	725	0 - 6 ppb	0.5 ppb	70 ppb

Catawba Express							
Instrument	Analyte	ATSDR MRL Exceedance?	Number of Readings	Number of Detections	Concentration Range	Period Average	ATSDR MRL
SPM Flex 2	H2S	No	2879	0	0 - 0 ppb	0 ppb	70 ppb

Notes:

Hydrogen sulfide concentrations presented in this data summary table are converted from parts per million, the instrument readout units, to parts per billion. The SPM FLEX Minimum Detectable Limit (MDL) is 1 ppb of Hydrogen Sulfide.

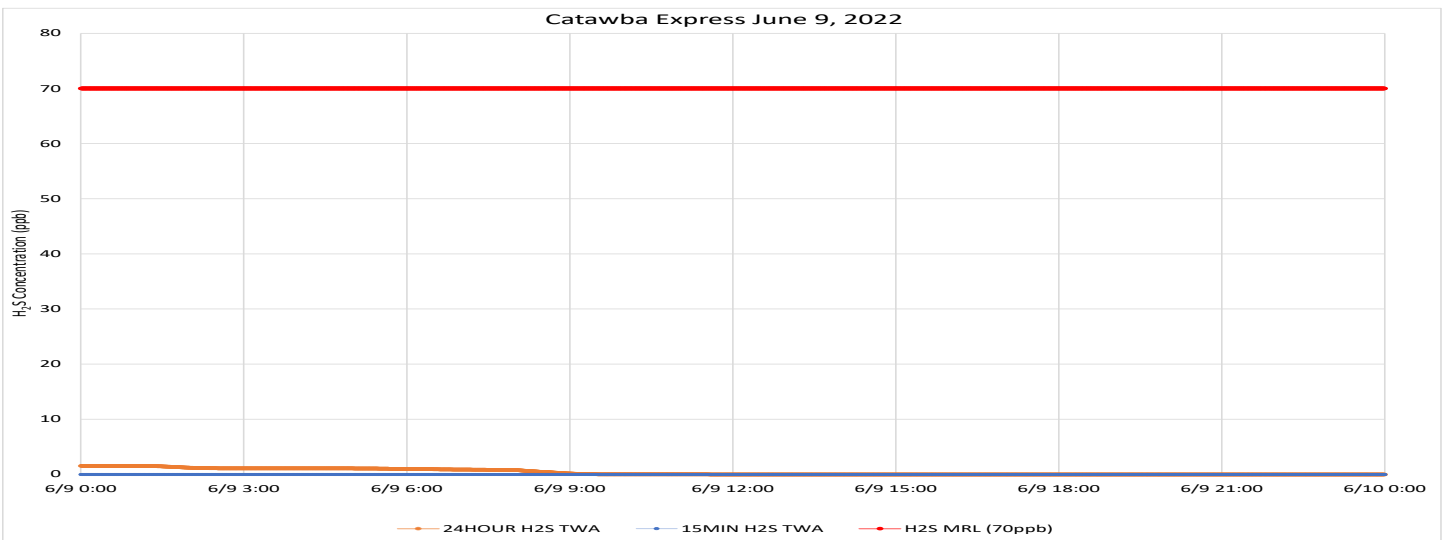
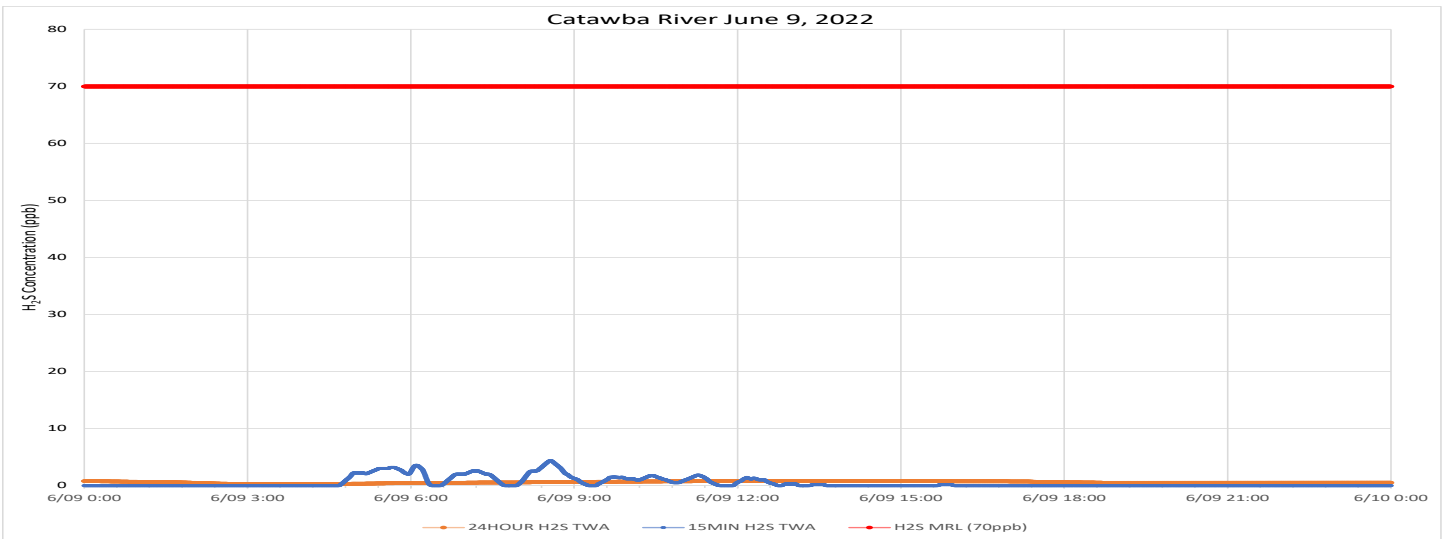
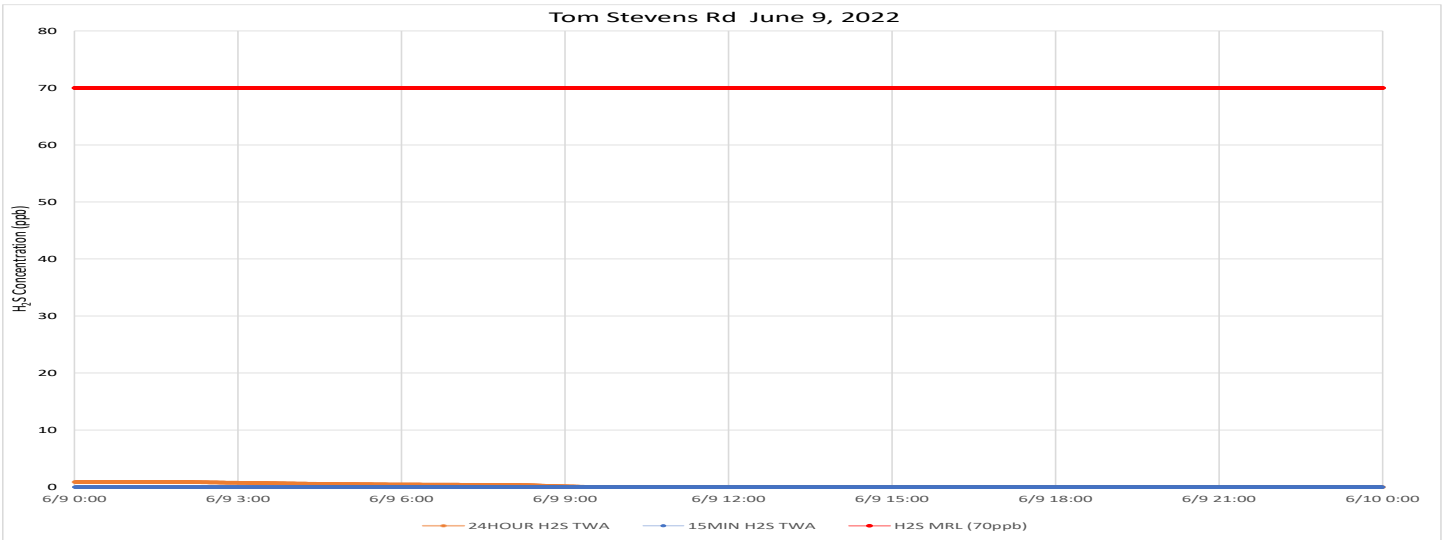
- ATSDR MRL Agency for Toxic Substances and Disease Registry Minimal Risk Level - Acute Exposure (<14 days)
- H₂S Hydrogen Sulfide
- hr Hour
- ppb Parts per billion
- MRL Exceedance Defines if the 24-hr TWA exceeded the MRL at any time during the period of this report
- SPM Single Point Monitor
- TWA Time Weighted Average



H₂S in South Carolina

Hydrogen Sulfide 15-min and 24-hr Time Weighted Average Graphs

Winds were from the southwest at the start of the period, shifting to coming from the west around midday and then quickly shifting to from the north northwest to northeast for the remainder of the period.



Notes: Time is Eastern Daylight Time H₂S – Hydrogen Sulfide MRL – Minimal Risk Level ppb – Parts per billion

Air Monitoring Summary Tables

This table summarizes monitoring data collected using DHEC monitors and EPA's Viper wireless remote monitoring system.

Project Name: H₂S in South Carolina



From: 6/10/22
12:00 AM

To: 6/10/22
11:59 PM

Tom Stevens Rd							
Instrument	Analyte	ATSDR MRL Exceedance?	Number of Readings	Number of Detections	Concentration Range	Period Average	ATSDR MRL
SPM Flex 1	H2S	No	2880	0	0 - 0 ppb	0 ppb	70 ppb

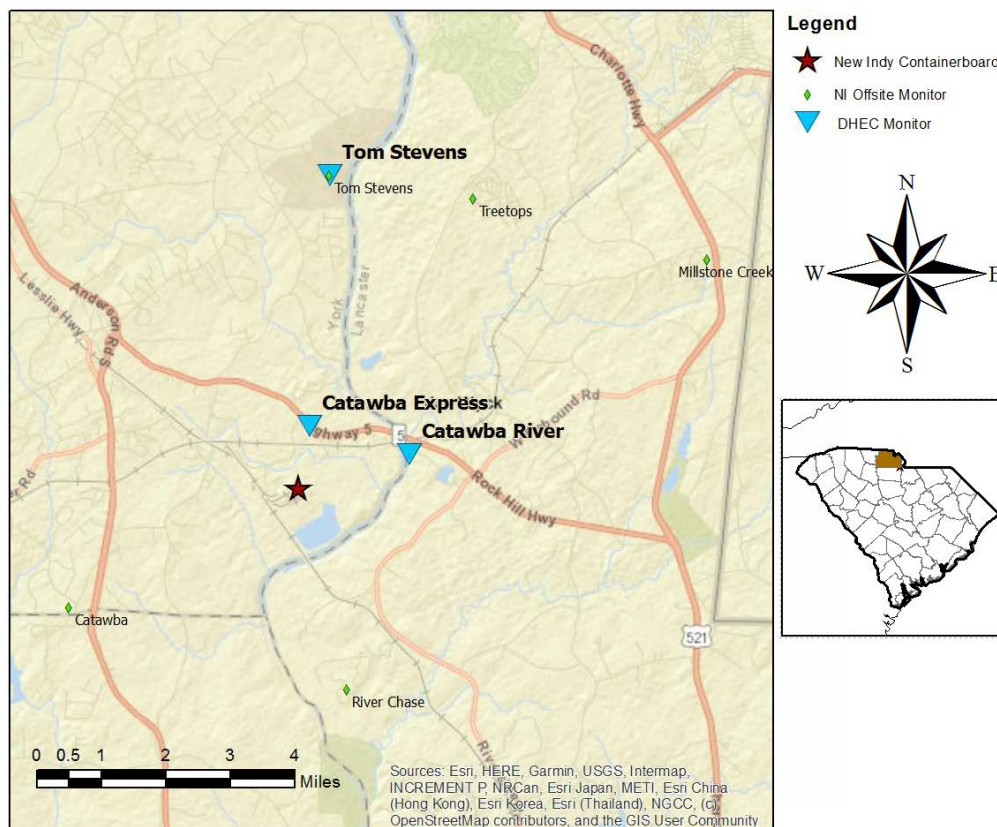
Catawba River							
Instrument	Analyte	ATSDR MRL Exceedance?	Number of Readings	Number of Detections	Concentration Range	Period Average	ATSDR MRL
SPM Flex 3	H2S	No	2880	41	0 - 1 ppb	0.01 ppb	70 ppb

Catawba Express							
Instrument	Analyte	ATSDR MRL Exceedance?	Number of Readings	Number of Detections	Concentration Range	Period Average	ATSDR MRL
SPM Flex 2	H2S	No	2880	14	0 - 1 ppb	0 ppb	70 ppb

Notes:

Hydrogen sulfide concentrations presented in this data summary table are converted from parts per million, the instrument readout units, to parts per billion. The SPM FLEX Minimum Detectable Limit (MDL) is 1 ppb of Hydrogen Sulfide.

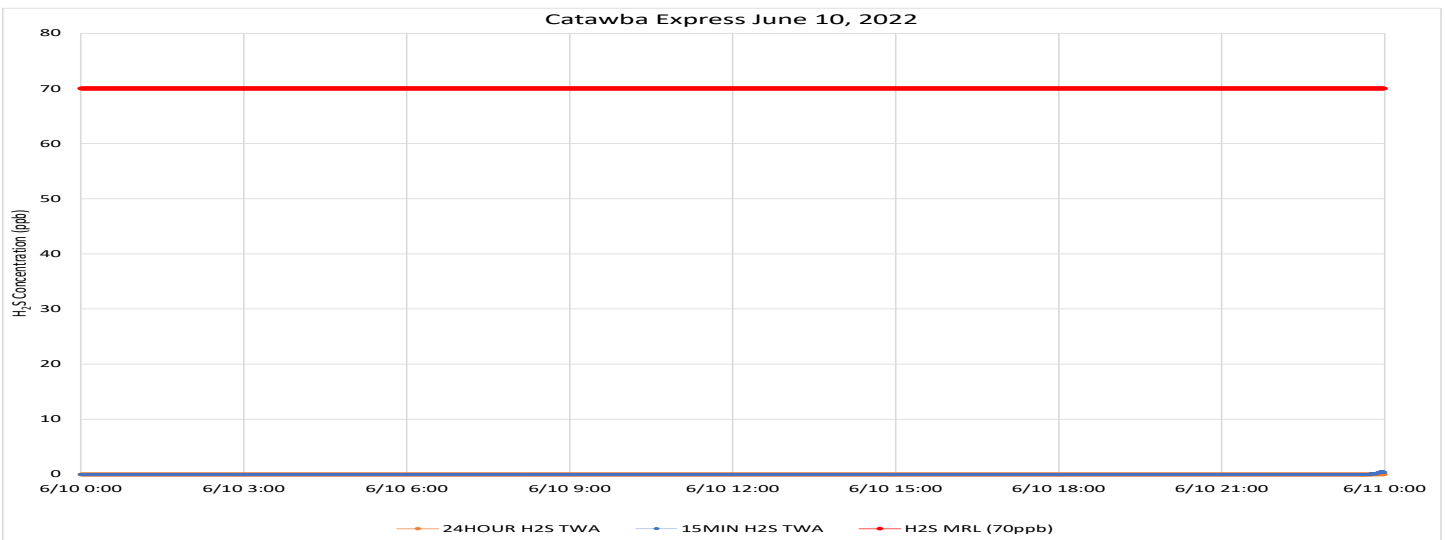
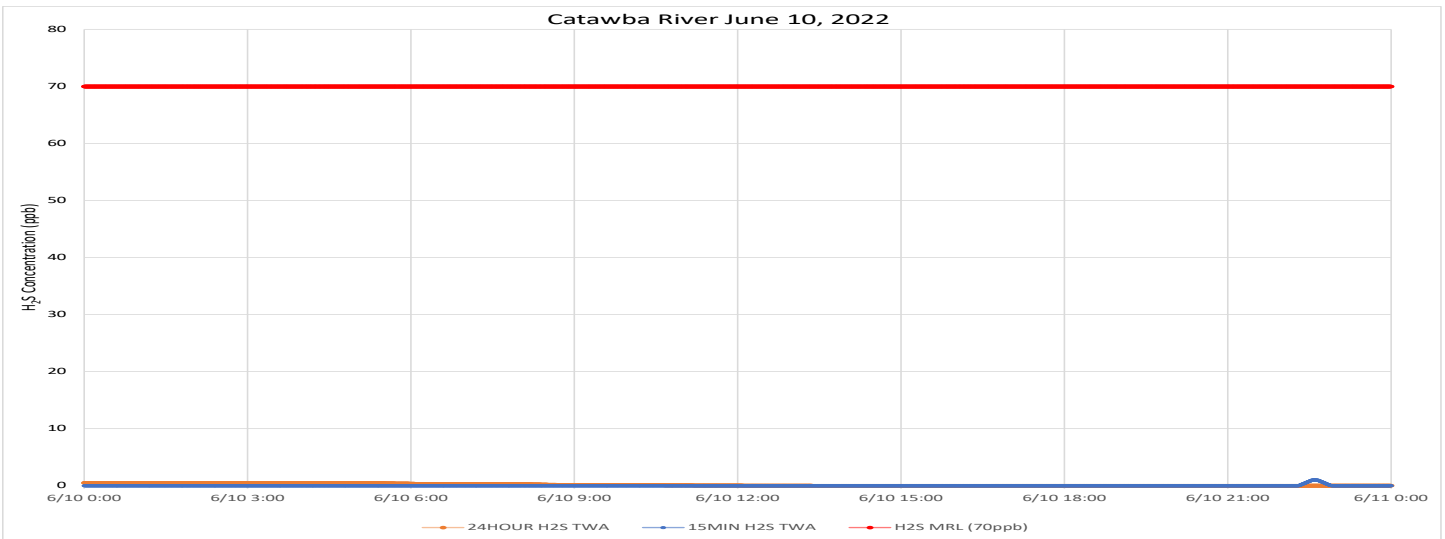
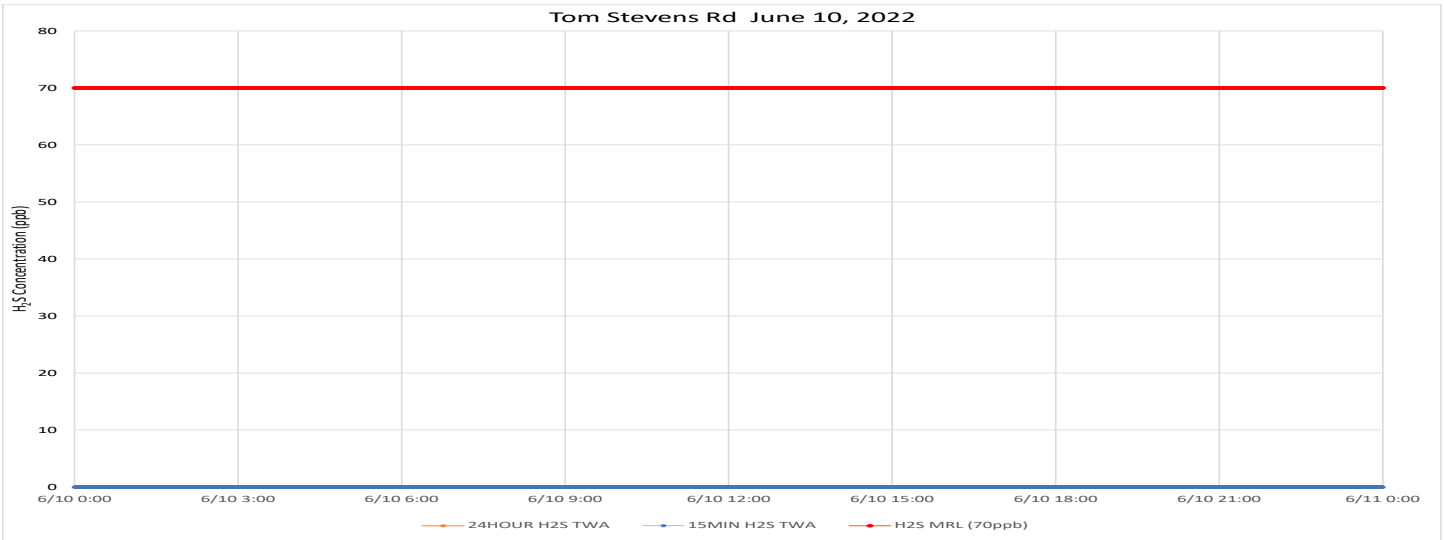
- ATSDR MRL Agency for Toxic Substances and Disease Registry Minimal Risk Level - Acute Exposure (<14 days)
- H₂S Hydrogen Sulfide
- hr Hour
- ppb Parts per billion
- MRL Exceedance Defines if the 24-hr TWA exceeded the MRL at any time during the period of this report
- SPM Single Point Monitor
- TWA Time Weighted Average



H₂S in South Carolina

Hydrogen Sulfide 15-min and 24-hr Time Weighted Average Graphs

Winds were from the north northeast to northeast through early afternoon, shifting to from the north to north northwest before becoming calm in the late evening and overnight.



Notes: Time is Eastern Daylight Time H₂S – Hydrogen Sulfide MRL – Minimal Risk Level ppb – Parts per billion

Air Monitoring Summary Tables

This table summarizes monitoring data collected using DHEC monitors and EPA's Viper wireless remote monitoring system.

Project Name: H₂S in South Carolina



From: 6/11/22
12:00 AM

To: 6/11/22
11:59 PM

Tom Stevens Rd							
Instrument	Analyte	ATSDR MRL Exceedance?	Number of Readings	Number of Detections	Concentration Range	Period Average	ATSDR MRL
SPM Flex 1	H2S	No	2880	0	0 - 0 ppb	0 ppb	70 ppb

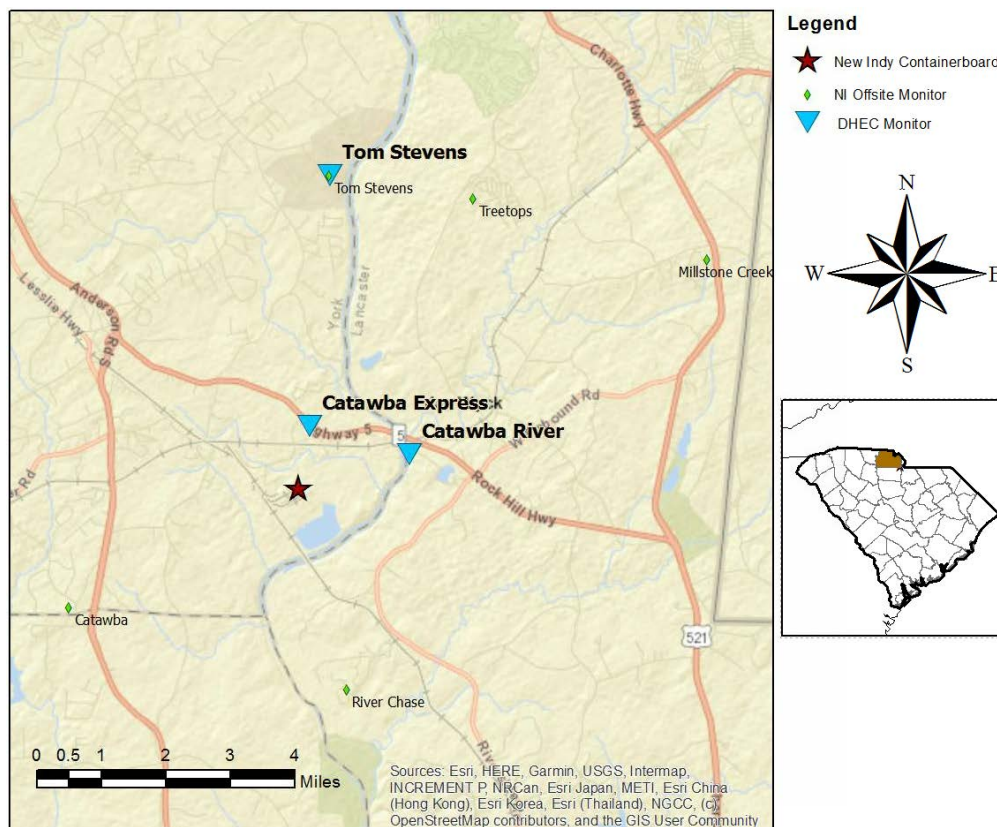
Catawba River							
Instrument	Analyte	ATSDR MRL Exceedance?	Number of Readings	Number of Detections	Concentration Range	Period Average	ATSDR MRL
SPM Flex 3	H2S	No	2880	0	0 - 0 ppb	0 ppb	70 ppb

Catawba Express							
Instrument	Analyte	ATSDR MRL Exceedance?	Number of Readings	Number of Detections	Concentration Range	Period Average	ATSDR MRL
SPM Flex 2	H2S	No	2881	1677	0 - 6 ppb	1.44 ppb	70 ppb

Notes:

Hydrogen sulfide concentrations presented in this data summary table are converted from parts per million, the instrument readout units, to parts per billion. The SPM FLEX Minimum Detectable Limit (MDL) is 1 ppb of Hydrogen Sulfide.

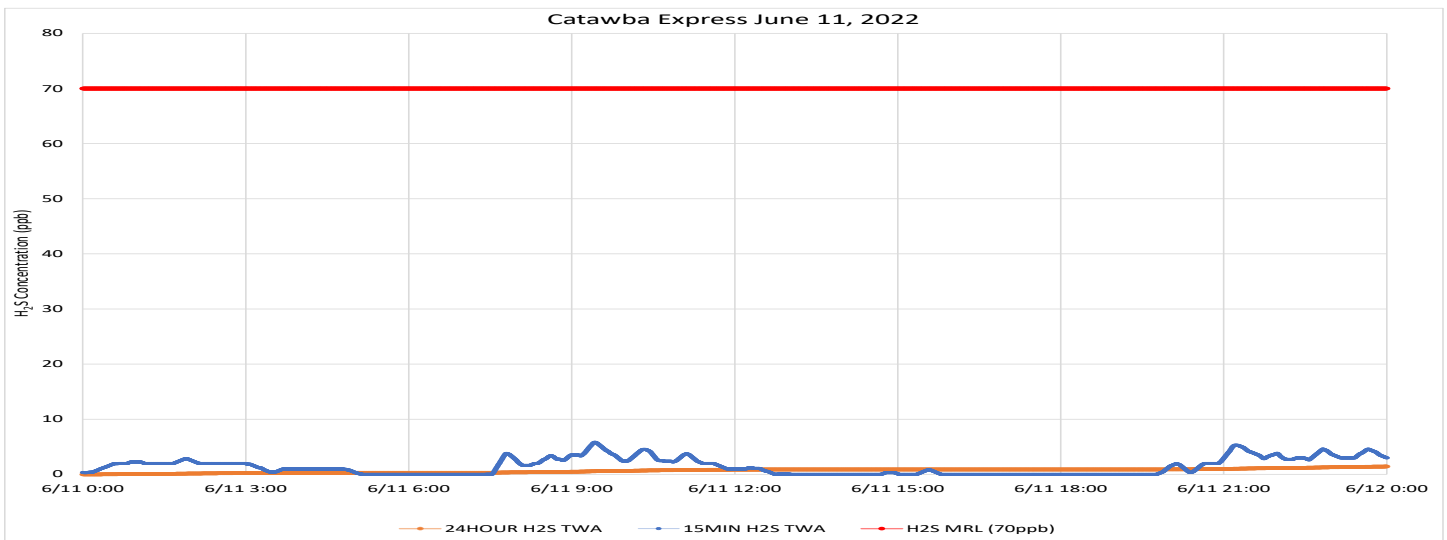
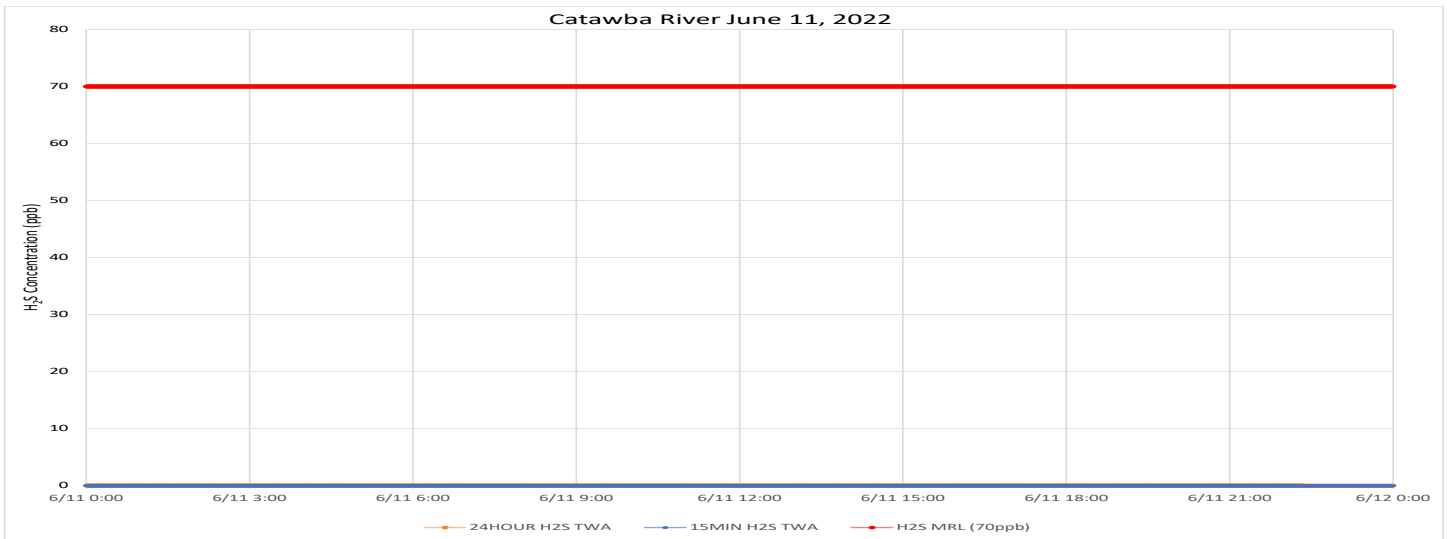
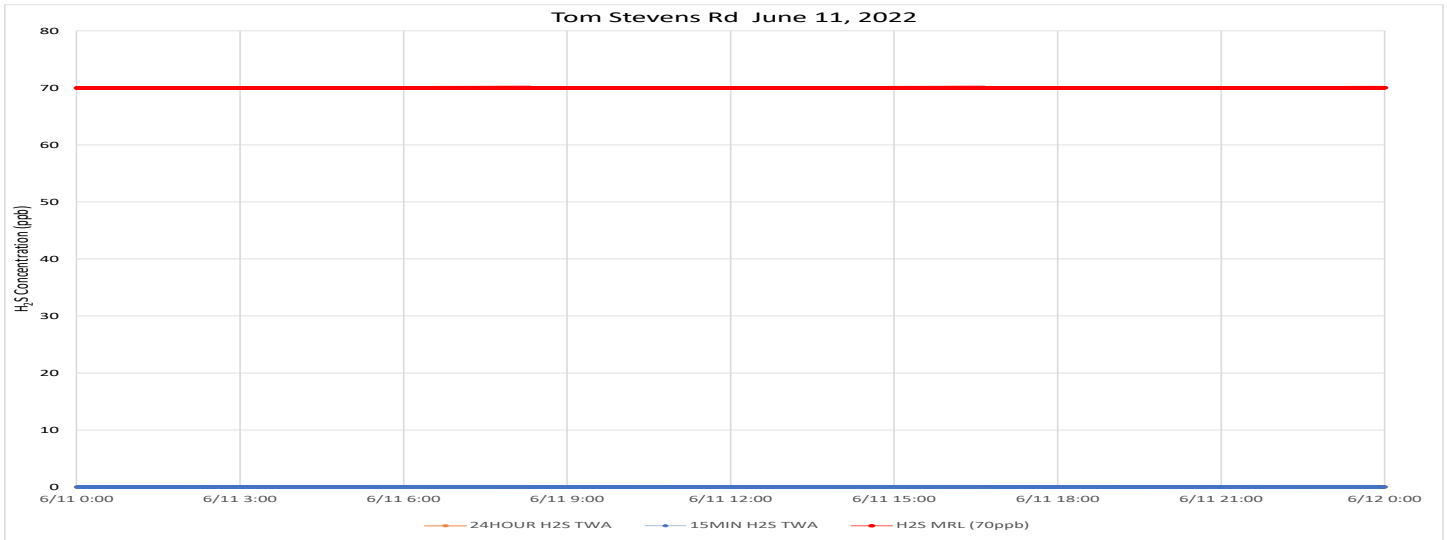
- ATSDR MRL Agency for Toxic Substances and Disease Registry Minimal Risk Level - Acute Exposure (<14 days)
- H₂S Hydrogen Sulfide
- hr Hour
- ppb Parts per billion
- MRL Exceedance Defines if the 24-hr TWA exceeded the MRL at any time during the period of this report
- SPM Single Point Monitor
- TWA Time Weighted Average



H₂S in South Carolina

Hydrogen Sulfide 15-min and 24-hr Time Weighted Average Graphs

Winds were calm through the morning and light the rest of the day. Wind was from the west southwest through the afternoon, shifting to coming from the the east southeast to south southeast in the evening.



Notes: Time is Eastern Daylight Time H₂S – Hydrogen Sulfide MRL – Minimal Risk Level ppb – Parts per billion

Air Monitoring Summary Tables

This table summarizes monitoring data collected using DHEC monitors and EPA's Viper wireless remote monitoring system.

Project Name: H₂S in South Carolina



From: 6/12/22
12:00 AM

To: 6/12/22
11:59 PM

Tom Stevens Rd							
Instrument	Analyte	ATSDR MRL Exceedance?	Number of Readings	Number of Detections	Concentration Range	Period Average	ATSDR MRL
SPM Flex 1	H2S	No	2880	86	0 - 2 ppb	0.05 ppb	70 ppb

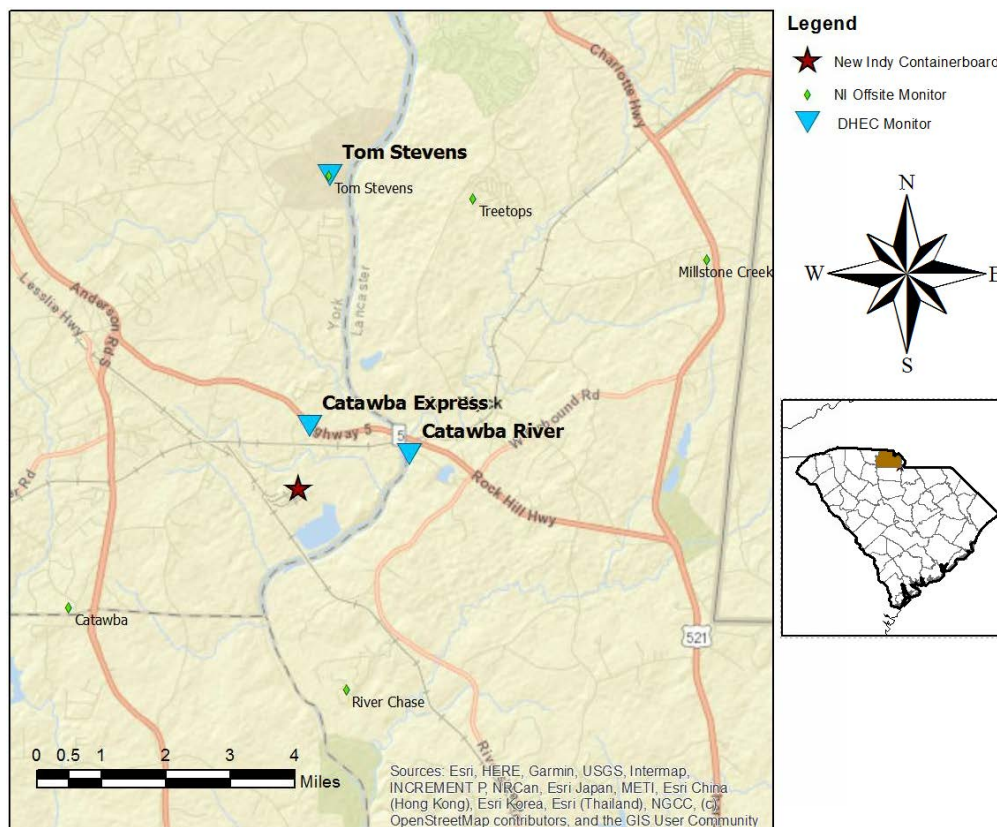
Catawba River							
Instrument	Analyte	ATSDR MRL Exceedance?	Number of Readings	Number of Detections	Concentration Range	Period Average	ATSDR MRL
SPM Flex 3	H2S	No	2880	82	0 - 2 ppb	0.03 ppb	70 ppb

Catawba Express							
Instrument	Analyte	ATSDR MRL Exceedance?	Number of Readings	Number of Detections	Concentration Range	Period Average	ATSDR MRL
SPM Flex 2	H2S	No	2878	1508	0 - 20 ppb	2.07 ppb	70 ppb

Notes:

Hydrogen sulfide concentrations presented in this data summary table are converted from parts per million, the instrument readout units, to parts per billion. The SPM FLEX Minimum Detectable Limit (MDL) is 1 ppb of Hydrogen Sulfide.

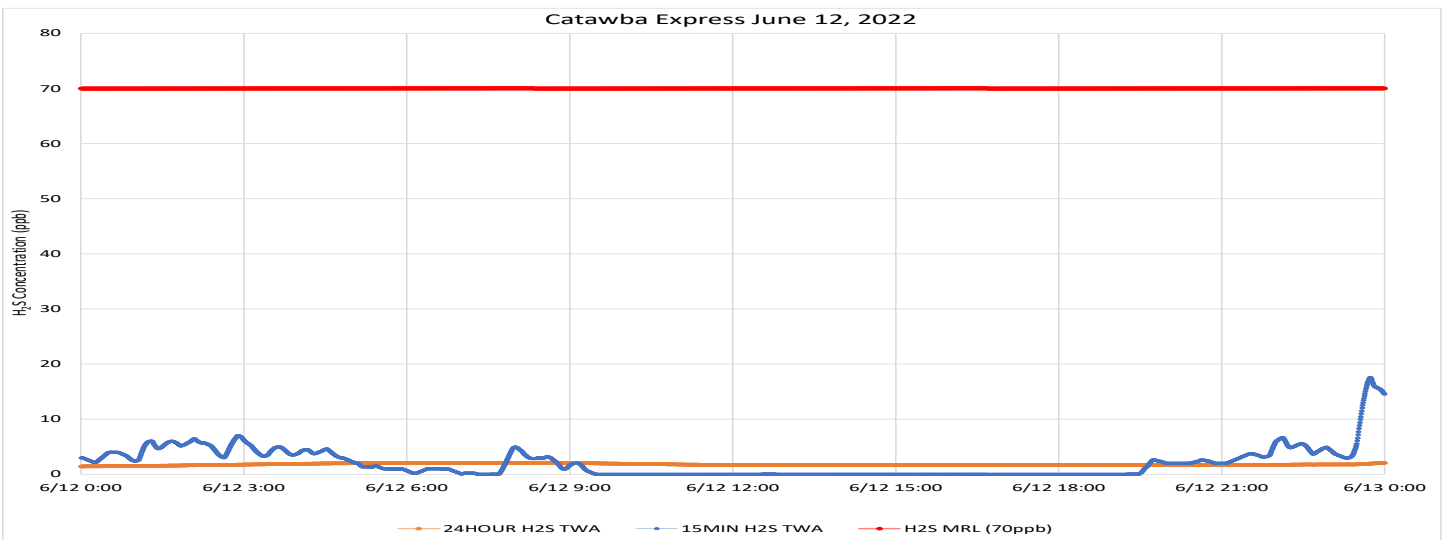
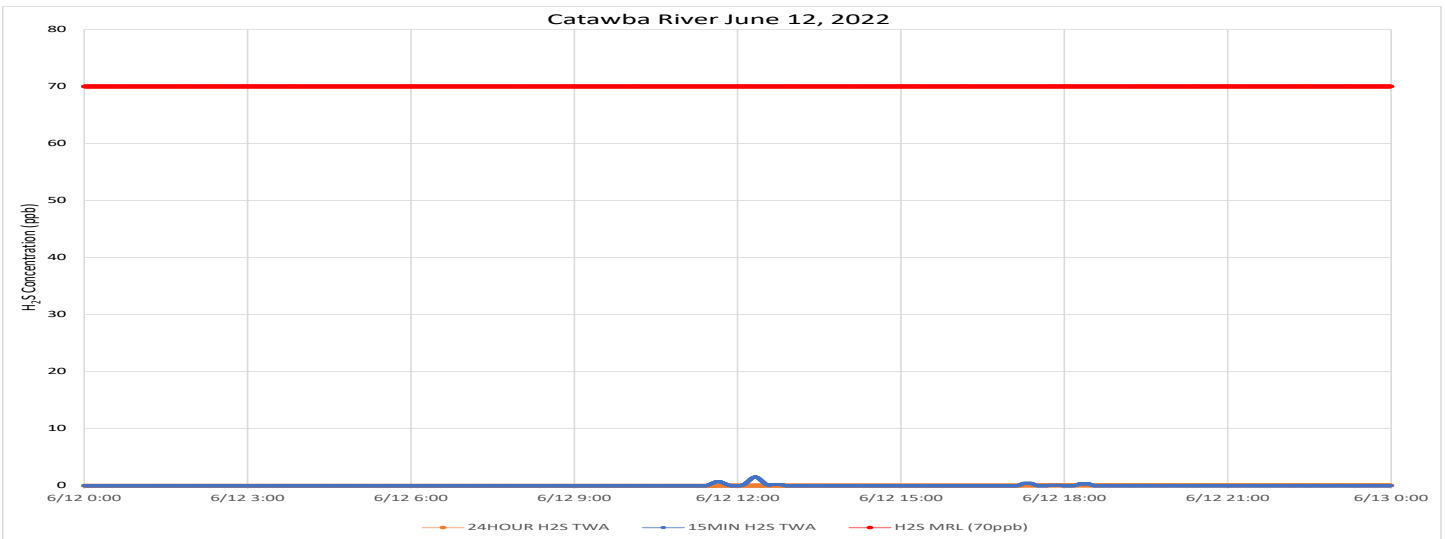
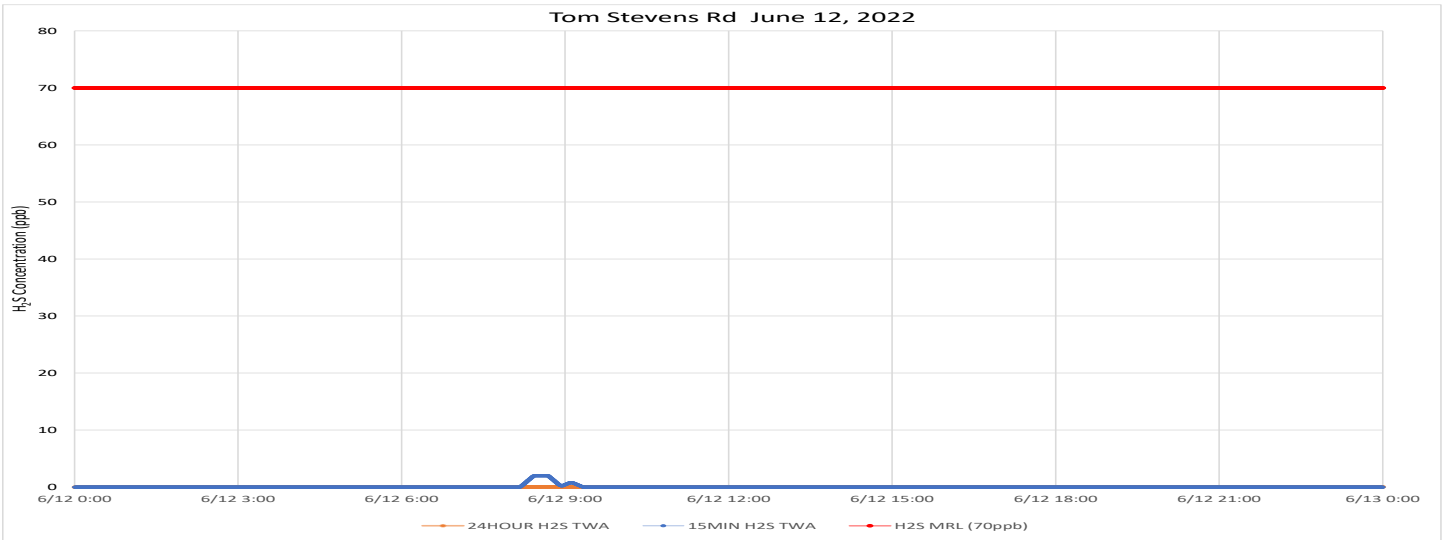
- ATSDR MRL Agency for Toxic Substances and Disease Registry Minimal Risk Level - Acute Exposure (<14 days)
- H₂S Hydrogen Sulfide
- hr Hour
- ppb Parts per billion
- MRL Exceedance Defines if the 24-hr TWA exceeded the MRL at any time during the period of this report
- SPM Single Point Monitor
- TWA Time Weighted Average



H₂S in South Carolina

Hydrogen Sulfide 15-min and 24-hr Time Weighted Average Graphs

Winds were calm to light throughout the period. Wind direction shifted steadily starting from the south southeast and ending coming from the west northwest.



Notes: Time is Eastern Daylight Time H₂S – Hydrogen Sulfide MRL – Minimal Risk Level ppb – Parts per billion

Air Monitoring Summary Tables

This table summarizes monitoring data collected using DHEC monitors and EPA's Viper wireless remote monitoring system.

Project Name: H₂S in South Carolina



From: 6/13/22
12:00 AM

To: 6/13/22
11:59 PM

Tom Stevens Rd							
Instrument	Analyte	ATSDR MRL Exceedance?	Number of Readings	Number of Detections	Concentration Range	Period Average	ATSDR MRL
SPM Flex 1	H2S	No	2880	280	0 - 4 ppb	0.21 ppb	70 ppb

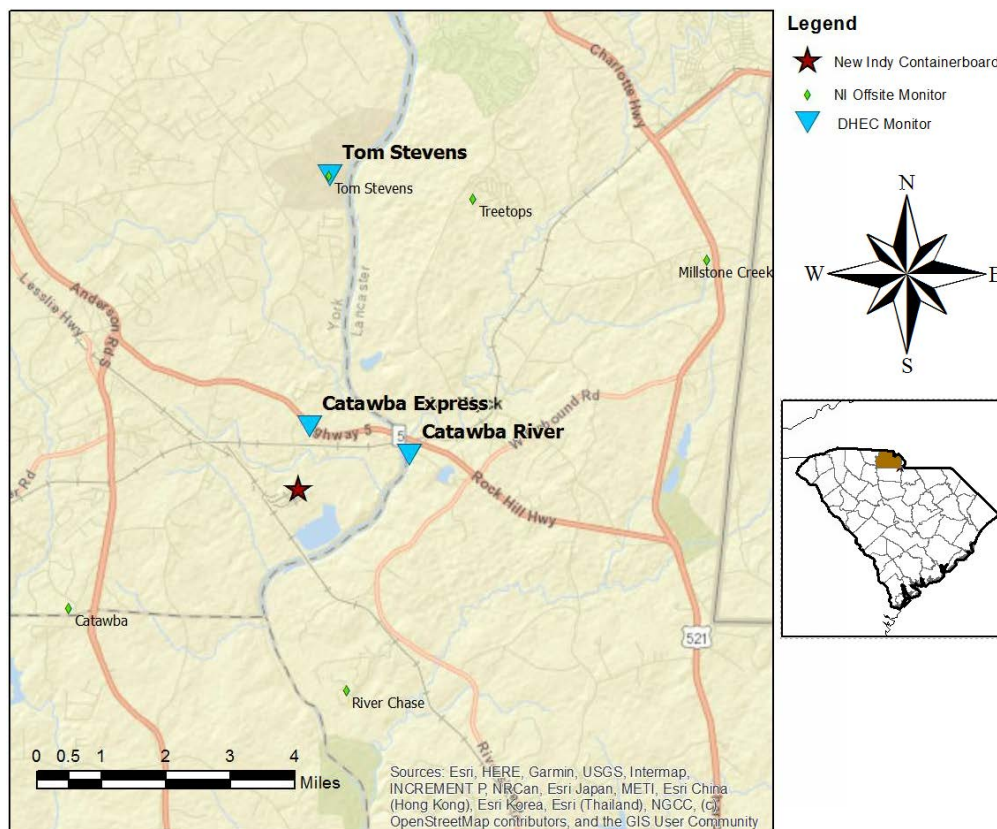
Catawba River							
Instrument	Analyte	ATSDR MRL Exceedance?	Number of Readings	Number of Detections	Concentration Range	Period Average	ATSDR MRL
SPM Flex 3	H2S	No	2880	197	0 - 2 ppb	0.08 ppb	70 ppb

Catawba Express							
Instrument	Analyte	ATSDR MRL Exceedance?	Number of Readings	Number of Detections	Concentration Range	Period Average	ATSDR MRL
SPM Flex 2	H2S	No	2876	503	0 - 17 ppb	0.89 ppb	70 ppb

Notes:

Hydrogen sulfide concentrations presented in this data summary table are converted from parts per million, the instrument readout units, to parts per billion. The SPM FLEX Minimum Detectable Limit (MDL) is 1 ppb of Hydrogen Sulfide.

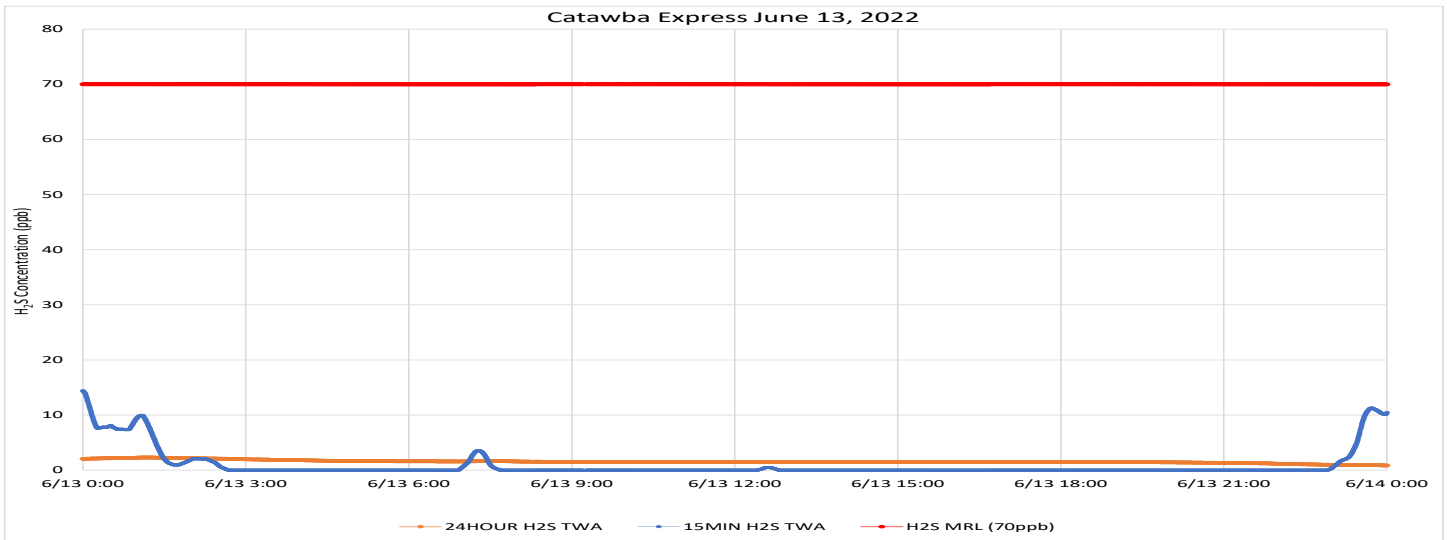
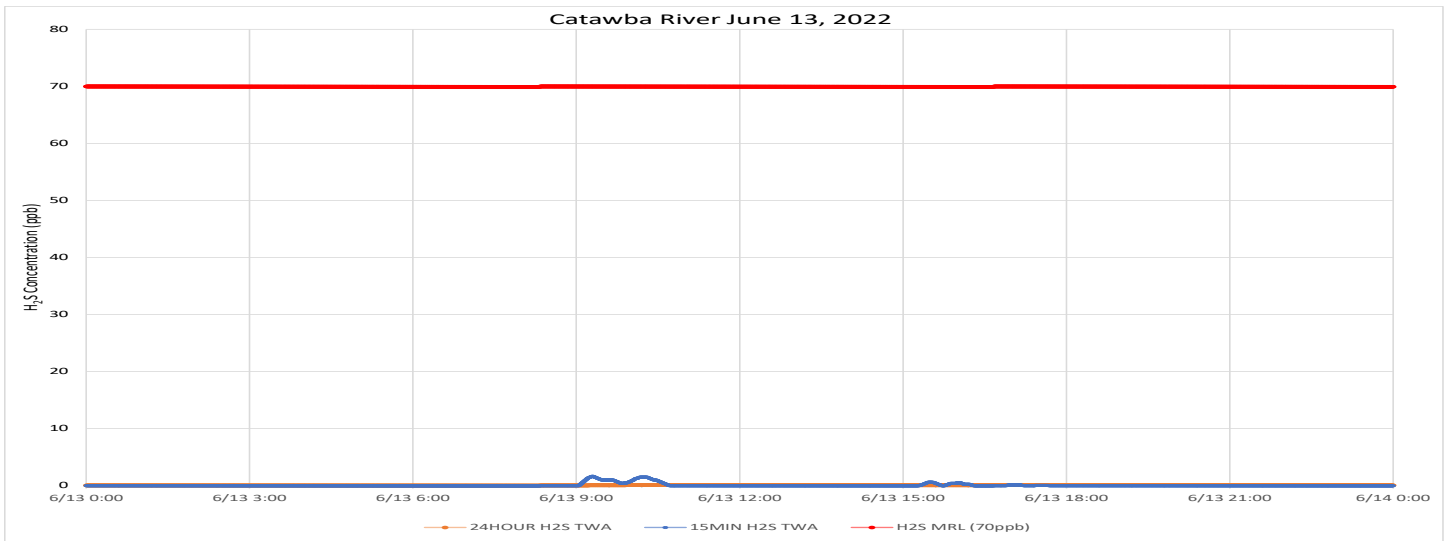
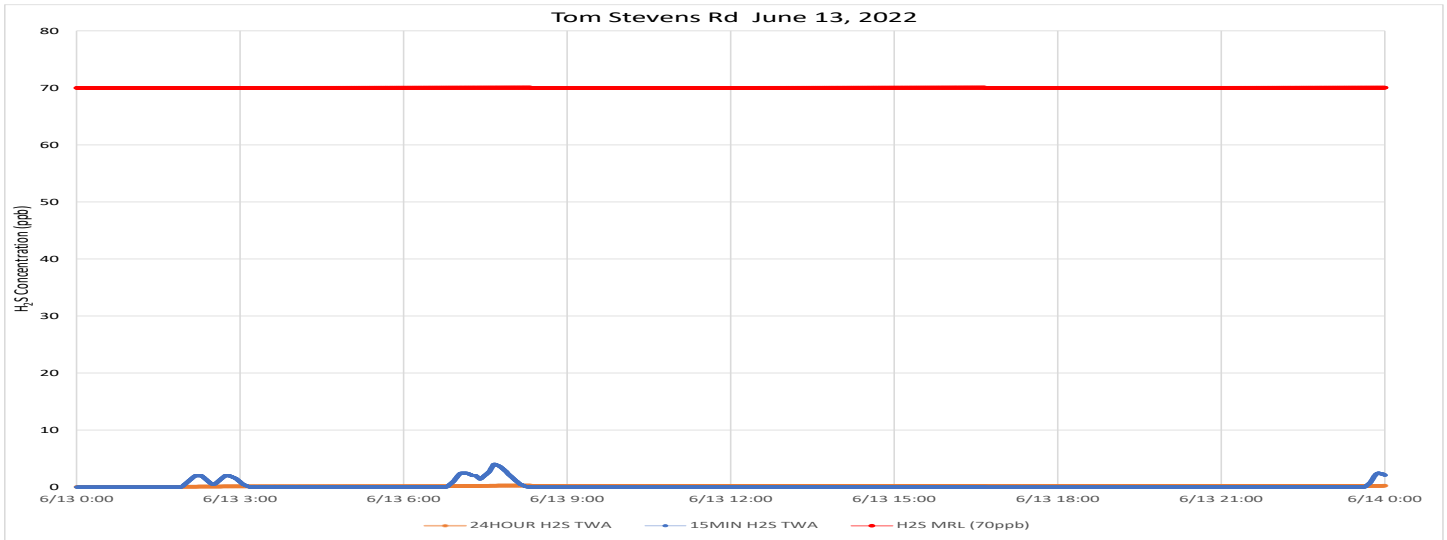
- ATSDR MRL Agency for Toxic Substances and Disease Registry Minimal Risk Level - Acute Exposure (<14 days)
- H₂S Hydrogen Sulfide
- hr Hour
- ppb Parts per billion
- MRL Exceedance Defines if the 24-hr TWA exceeded the MRL at any time during the period of this report
- SPM Single Point Monitor
- TWA Time Weighted Average



H₂S in South Carolina

Hydrogen Sulfide 15-min and 24-hr Time Weighted Average Graphs

After an overnight calm period, wind direction shifted steadily starting from the south and ending coming from the west northwest before another late night calm period.



Notes: Time is Eastern Daylight Time H₂S – Hydrogen Sulfide MRL – Minimal Risk Level ppb – Parts per billion

There were unexpected and brief data gaps that occurred late in the monitoring period at two sites. Tom Stevens data is missing from 23:22-23:59 and Catawba Express data between 23:48 and 23:56. The reported period averages are valid.

Air Monitoring Summary Tables

This table summarizes monitoring data collected using DHEC monitors and EPA's Viper wireless remote monitoring system.

Project Name: H₂S in South Carolina



From: 6/14/22
12:00 AM

To: 6/14/22
11:59 PM

Tom Stevens Rd							
Instrument	Analyte	ATSDR MRL Exceedance?	Number of Readings	Number of Detections	Concentration Range	Period Average	ATSDR MRL
SPM Flex 1	H2S	No	2806	907	0 - 11 ppb	1.11 ppb	70 ppb

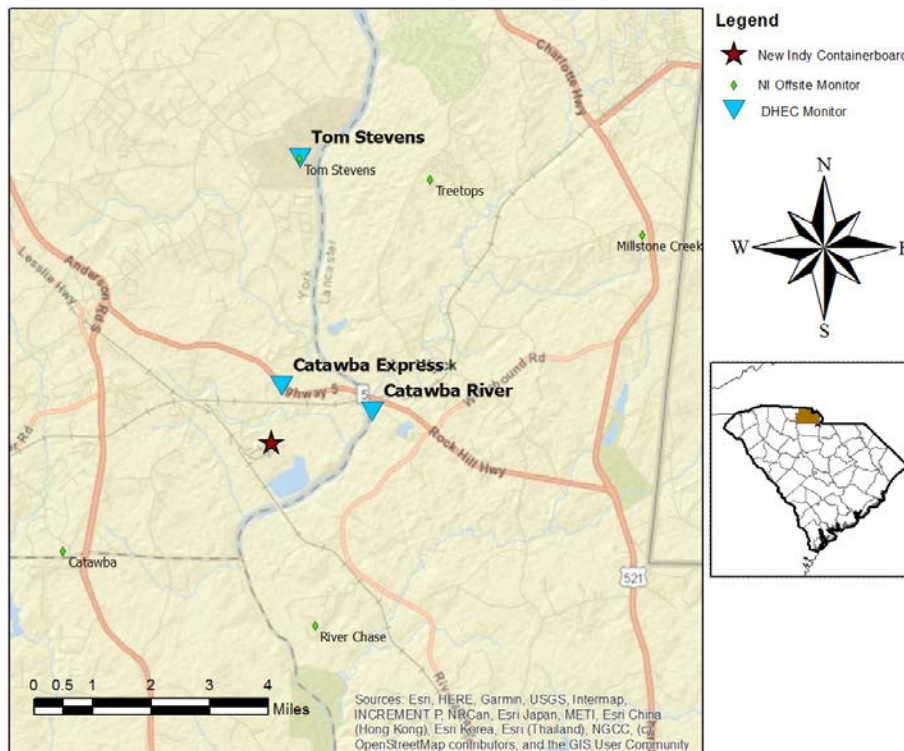
Catawba River							
Instrument	Analyte	ATSDR MRL Exceedance?	Number of Readings	Number of Detections	Concentration Range	Period Average	ATSDR MRL
SPM Flex 3	H2S	No	2880	1171	0 - 8 ppb	0.69 ppb	70 ppb

Catawba Express							
Instrument	Analyte	ATSDR MRL Exceedance?	Number of Readings	Number of Detections	Concentration Range	Period Average	ATSDR MRL
SPM Flex 2	H2S	No	2865	958	0 - 19 ppb	1.72 ppb	70 ppb

Notes:

Hydrogen sulfide concentrations presented in this data summary table are converted from parts per million, the instrument readout units, to parts per billion. The SPM FLEX Minimum Detectable Limit (MDL) is 1 ppb of Hydrogen Sulfide.

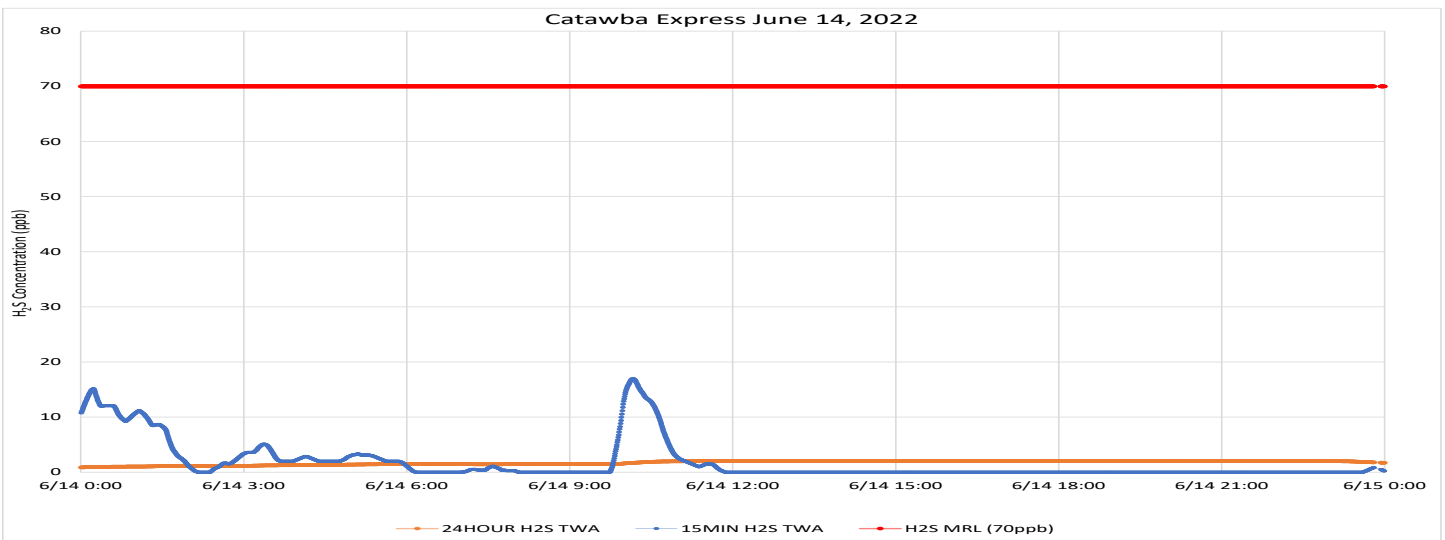
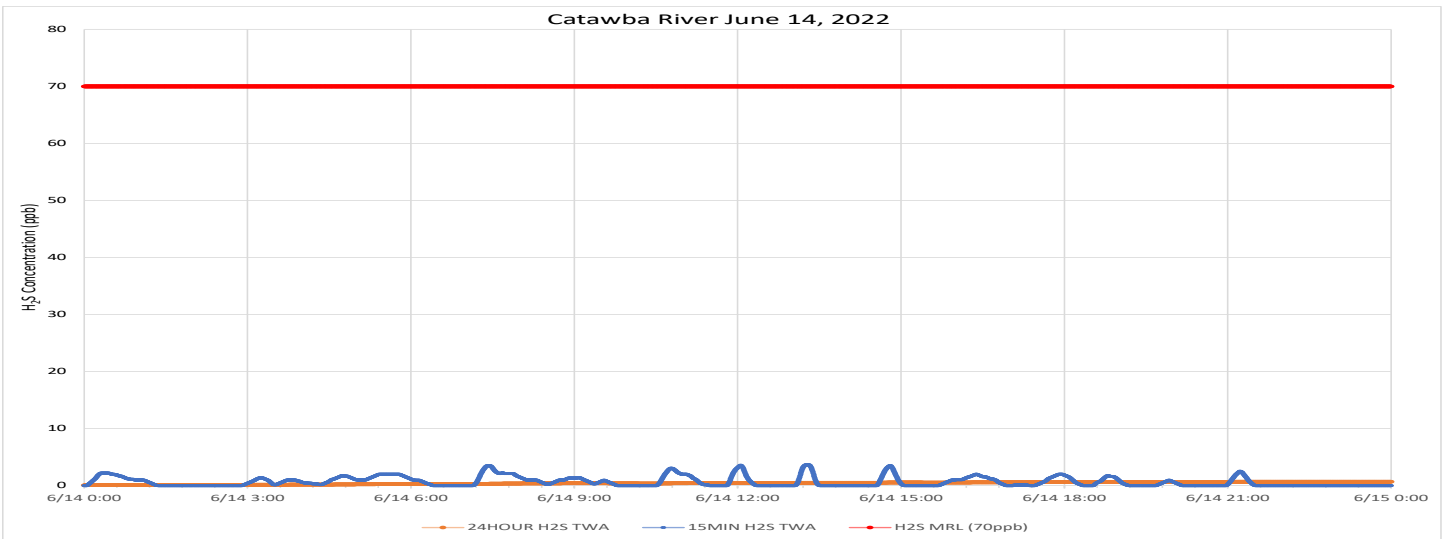
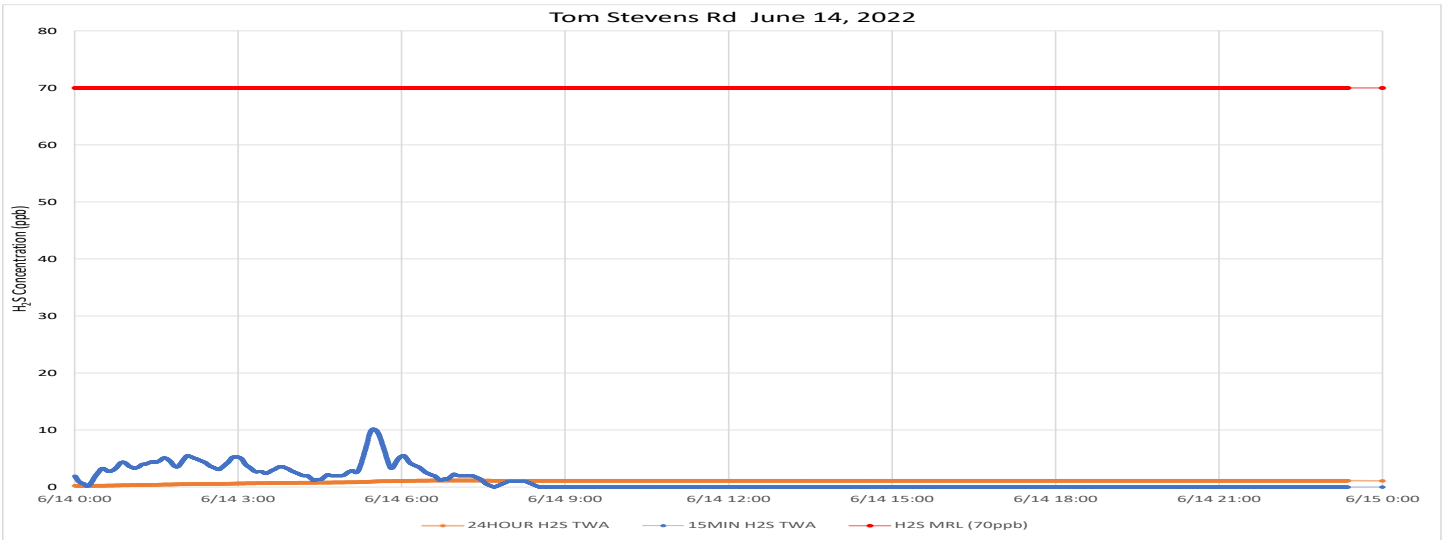
- ATSDR MRL Agency for Toxic Substances and Disease Registry Minimal Risk Level - Acute Exposure (<14 days)
- H₂S Hydrogen Sulfide
- hr Hour
- ppb Parts per billion
- MRL Exceedance Defines if the 24-hr TWA exceeded the MRL at any time during the period of this report
- SPM Single Point Monitor
- TWA Time Weighted Average



H₂S in South Carolina

Hydrogen Sulfide 15-min and 24-hr Time Weighted Average Graphs

Winds were calm to light throughout the period. When detected, winds were from the south southwest to southwest before noon and west southwest to west northwest after.



Notes: Time is Eastern Daylight Time H₂S – Hydrogen Sulfide MRL – Minimal Risk Level ppb – Parts per billion

There was an unexpected data gap at Catawba River starting at 11:46 PM and extending into the next reporting period.
The reported period average is valid.

Air Monitoring Summary Tables

This table summarizes monitoring data collected using DHEC monitors and EPA's Viper wireless remote monitoring system.

Project Name: H₂S in South Carolina



From: 6/15/22
12:00 AM

To: 6/15/22
11:59 PM

Tom Stevens Rd							
Instrument	Analyte	ATSDR MRL Exceedance?	Number of Readings	Number of Detections	Concentration Range	Period Average	ATSDR MRL
SPM Flex 1	H ₂ S	No	2880	16	0 - 2 ppb	0.01 ppb	70 ppb

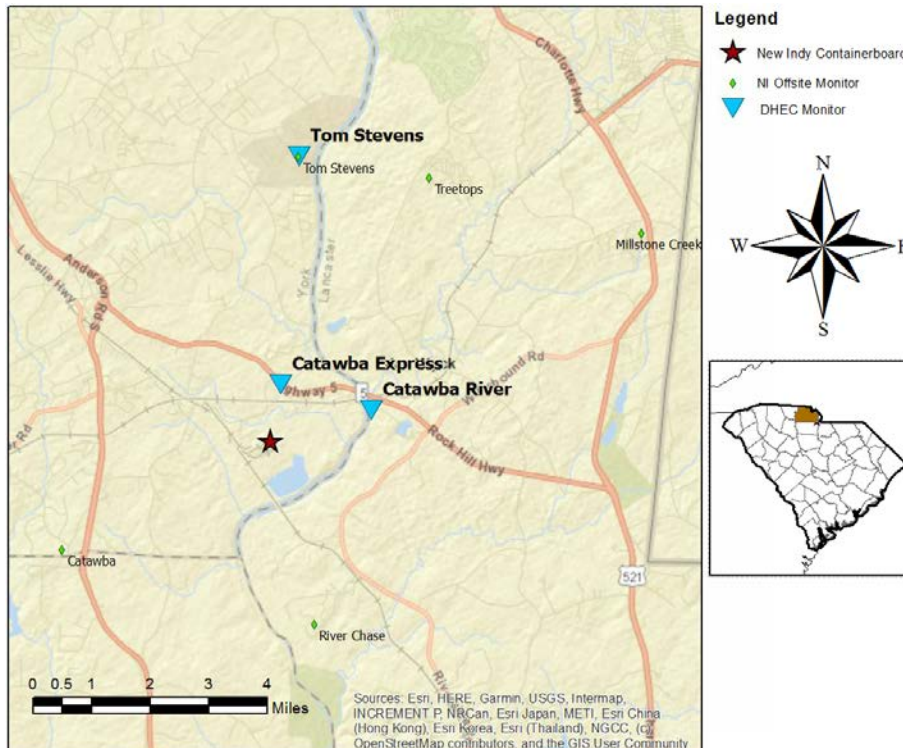
Catawba River							
Instrument	Analyte	ATSDR MRL Exceedance?	Number of Readings	Number of Detections	Concentration Range	Period Average	ATSDR MRL
SPM Flex 3	H ₂ S	No	2839	388	0 - 4 ppb	0.25 ppb	70 ppb

Catawba Express							
Instrument	Analyte	ATSDR MRL Exceedance?	Number of Readings	Number of Detections	Concentration Range	Period Average	ATSDR MRL
SPM Flex 2	H ₂ S	No	2876	632	0 - 110 ppb	4.63 ppb	70 ppb

Notes:

Hydrogen sulfide concentrations presented in this data summary table are converted from parts per million, the instrument readout units, to parts per billion. The SPM FLEX Minimum Detectable Limit (MDL) is 1 ppb of Hydrogen Sulfide.

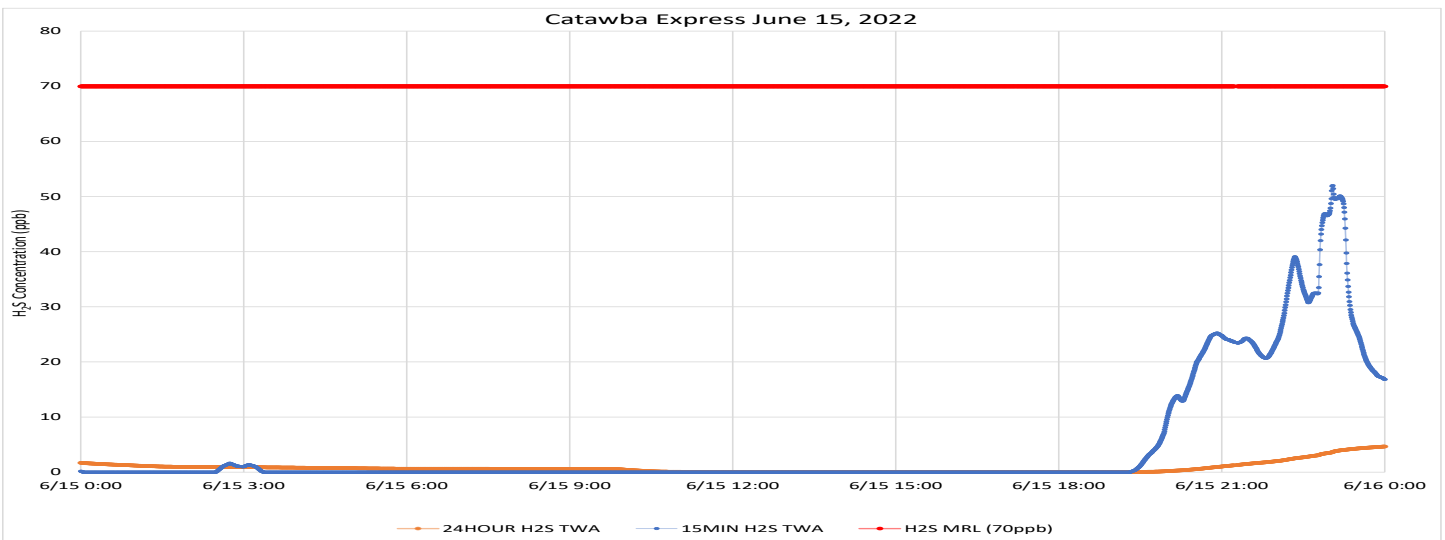
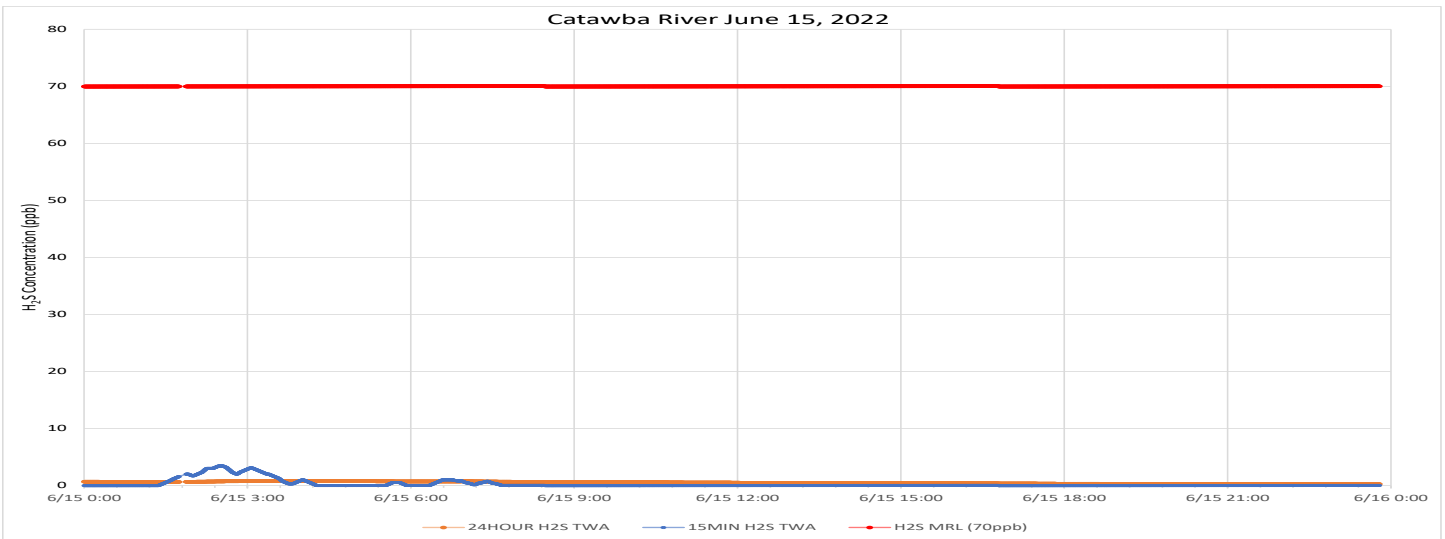
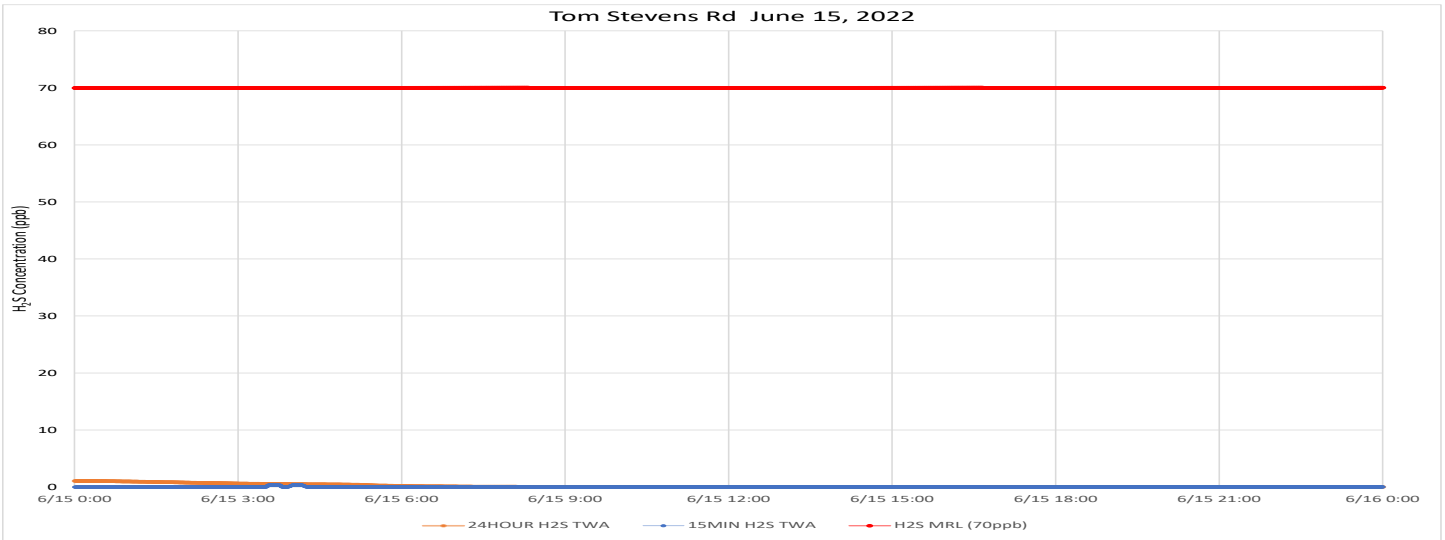
- ATSDR MRL Agency for Toxic Substances and Disease Registry Minimal Risk Level - Acute Exposure (<14 days)
- H₂S Hydrogen Sulfide
- hr Hour
- ppb Parts per billion
- MRL Exceedance Defines if the 24-hr TWA exceeded the MRL at any time during the period of this report
- SPM Single Point Monitor
- TWA Time Weighted Average



H₂S in South Carolina

Hydrogen Sulfide 15-min and 24-hr Time Weighted Average Graphs

Winds were calm to light and variable throughout the period. When detected, winds were from the south to southwest to before dawn and from the north northeast to east northeast around midday.



Notes: Time is Eastern Daylight Time H₂S – Hydrogen Sulfide MRL – Minimal Risk Level ppb – Parts per billion

There was an unexpected data gap at Catawba River starting late on 6/15 and continuing until the monitoring system was reinitialized at 8:26 AM, 6/16. The reported average for the River site only represents the limited monitoring period.

Air Monitoring Summary Tables

This table summarizes monitoring data collected using DHEC monitors and EPA's Viper wireless remote monitoring system.

Project Name: H₂S in South Carolina



From: 6/16/22
12:00 AM

To: 6/16/22
11:59 PM

Tom Stevens Rd							
Instrument	Analyte	ATSDR MRL Exceedance?	Number of Readings	Number of Detections	Concentration Range	Period Average	ATSDR MRL
SPM Flex 1	H ₂ S	No	2880	683	0 - 7 ppb	0.63 ppb	70 ppb

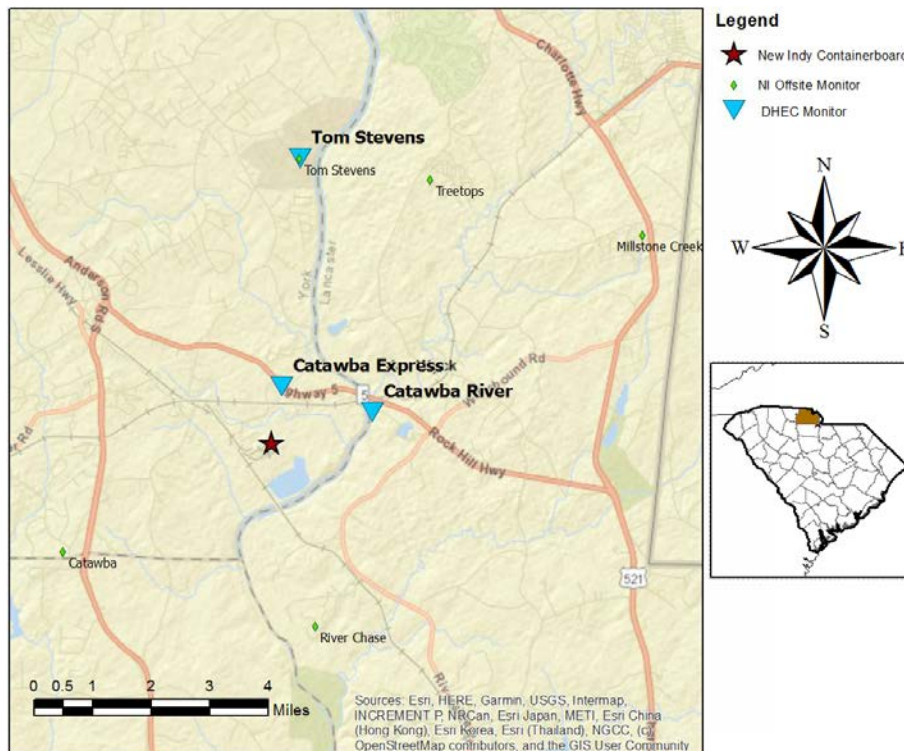
Catawba River							
Instrument	Analyte	ATSDR MRL Exceedance?	Number of Readings	Number of Detections	Concentration Range	Partial Period Average	ATSDR MRL
SPM Flex 3	H ₂ S	No	1868	45	0 - 3 ppb	0.05 ppb	70 ppb

Catawba Express							
Instrument	Analyte	ATSDR MRL Exceedance?	Number of Readings	Number of Detections	Concentration Range	Period Average	ATSDR MRL
SPM Flex 2	H ₂ S	No	2880	1550	0 - 19 ppb	2.15 ppb	70 ppb

Notes:

Hydrogen sulfide concentrations presented in this data summary table are converted from parts per million, the instrument readout units, to parts per billion. The SPM FLEX Minimum Detectable Limit (MDL) is 1 ppb of Hydrogen Sulfide.

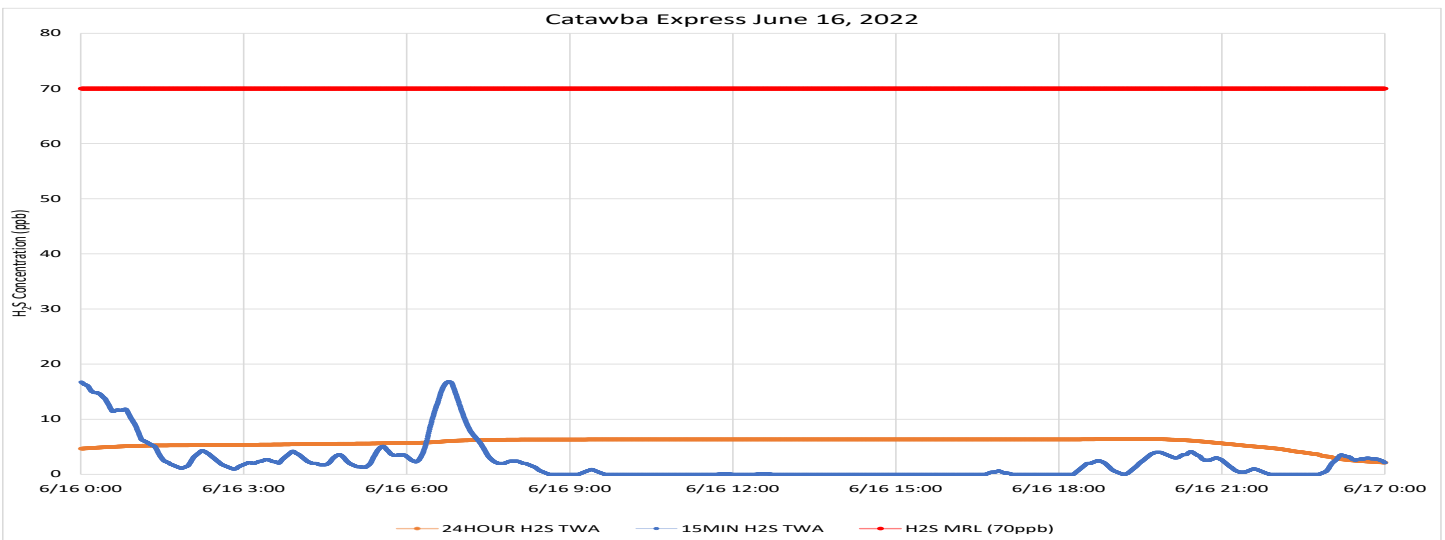
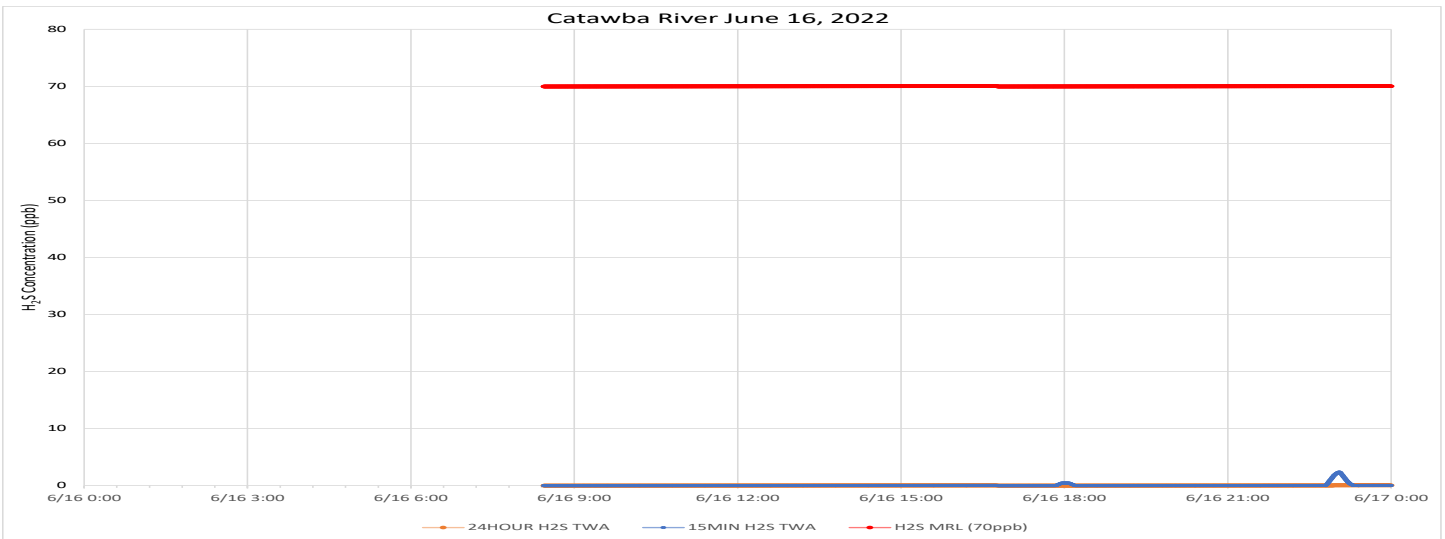
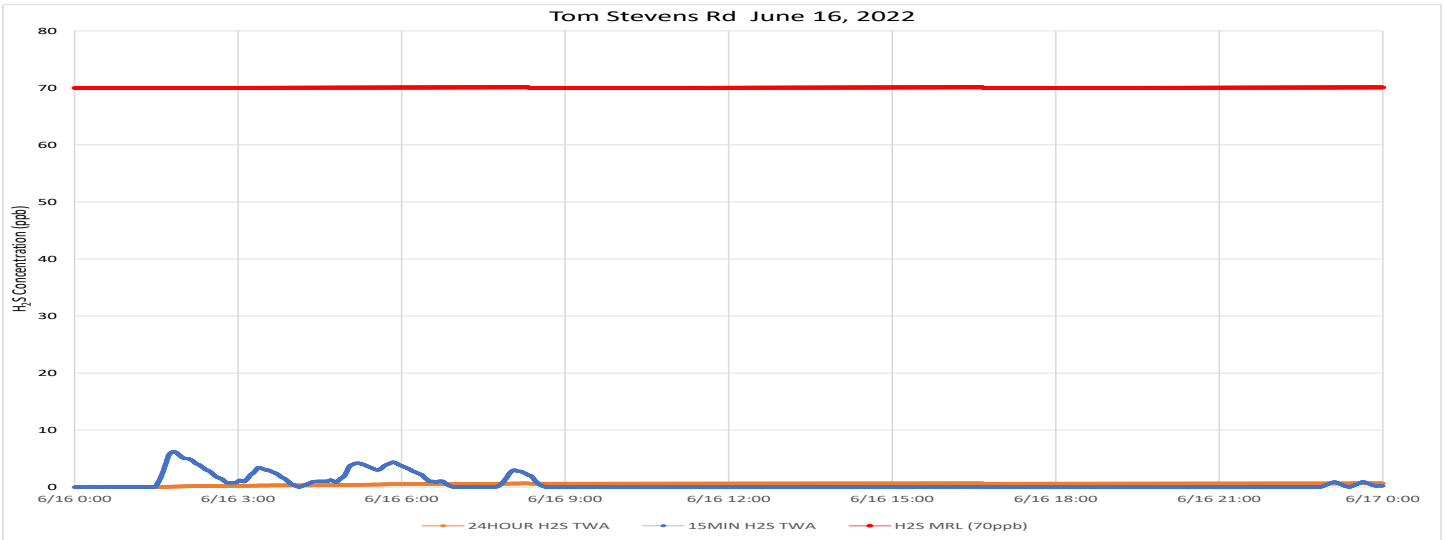
- ATSDR MRL Agency for Toxic Substances and Disease Registry Minimal Risk Level - Acute Exposure (<14 days)
- H₂S Hydrogen Sulfide
- hr Hour
- ppb Parts per billion
- MRL Exceedance Defines if the 24-hr TWA exceeded the MRL at any time during the period of this report
- SPM Single Point Monitor
- TWA Time Weighted Average



H₂S in South Carolina

Hydrogen Sulfide 15-min and 24-hr Time Weighted Average Graphs

Winds were consistently from the south southwest to southwest for the period except for several hours of more westerly wind between 4 and 5 PM.



Notes: Time is Eastern Daylight Time H₂S – Hydrogen Sulfide MRL – Minimal Risk Level ppb – Parts per billion

Air Monitoring Summary Tables

This table summarizes monitoring data collected using DHEC monitors and EPA's Viper wireless remote monitoring system.

Project Name: H₂S in South Carolina



From: 6/17/22
12:00 AM

To: 6/17/22
11:59 PM

Tom Stevens Rd							
Instrument	Analyte	ATSDR MRL Exceedance?	Number of Readings	Number of Detections	Concentration Range	Period Average	ATSDR MRL
SPM Flex 1	H2S	No	2880	176	0 - 2 ppb	0.07 ppb	70 ppb

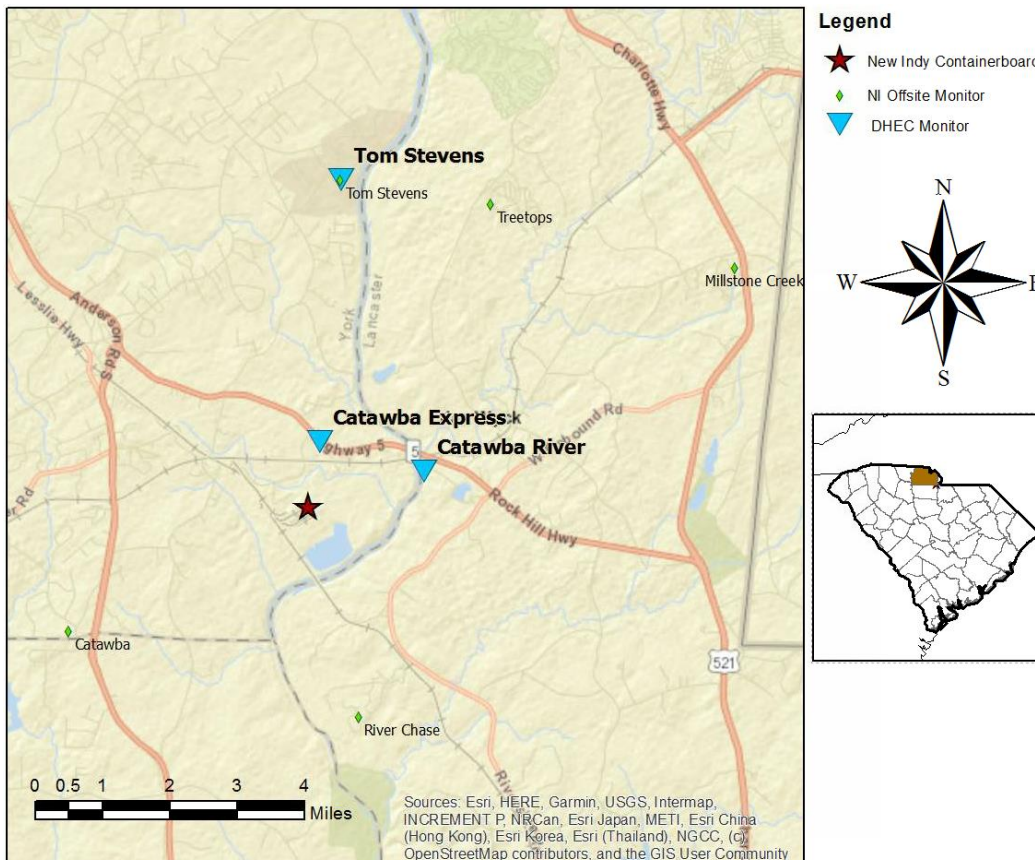
Catawba River							
Instrument	Analyte	ATSDR MRL Exceedance?	Number of Readings	Number of Detections	Concentration Range	Period Average	ATSDR MRL
SPM Flex 3	H2S	No	2880	1141	0 - 15 ppb	1.81 ppb	70 ppb

Catawba Express							
Instrument	Analyte	ATSDR MRL Exceedance?	Number of Readings	Number of Detections	Concentration Range	Period Average	ATSDR MRL
SPM Flex 2	H2S	No	2880	383	0 - 5 ppb	0.24 ppb	70 ppb

Notes:

Hydrogen sulfide concentrations presented in this data summary table are converted from parts per million, the instrument readout units, to parts per billion. The SPM FLEX Minimum Detectable Limit (MDL) is 1 ppb of Hydrogen Sulfide.

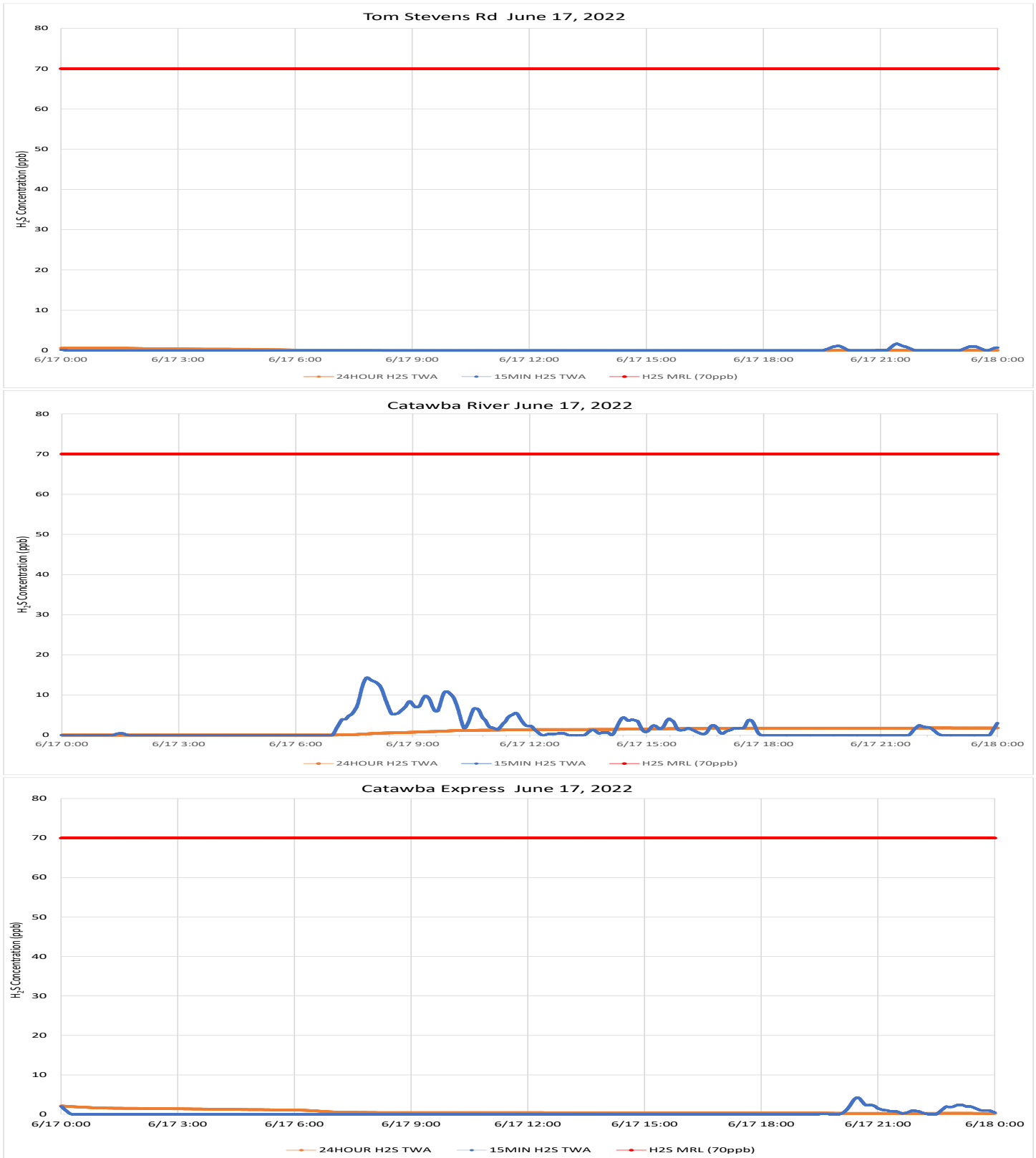
- ATSDR MRL Agency for Toxic Substances and Disease Registry Minimal Risk Level - Acute Exposure (<14 days)
- H₂S Hydrogen Sulfide
- hr Hour
- ppb Parts per billion
- MRL Exceedance Defines if the 24-hr TWA exceeded the MRL at any time during the period of this report
- SPM Single Point Monitor
- TWA Time Weighted Average



H₂S in South Carolina

Hydrogen Sulfide 15-min and 24-hr Time Weighted Average Graphs

Winds were from northwest at the beginning of the period and shifted slowly to coming from the southwest during this period with the exception of a short period of stronger northerly winds in the late afternoon.



Notes: Time is Eastern Daylight Time H₂S – Hydrogen Sulfide MRL – Minimal Risk Level ppb – Parts per billion

Air Monitoring Summary Tables

This table summarizes monitoring data collected using DHEC monitors and EPA's Viper wireless remote monitoring system.

Project Name: H₂S in South Carolina



From: 6/18/22
12:00 AM

To: 6/18/22
11:59 PM

Tom Stevens Rd							
Instrument	Analyte	ATSDR MRL Exceedance?	Number of Readings	Number of Detections	Concentration Range	Period Average	ATSDR MRL
SPM Flex 1	H2S	No	2880	0	0 - 0 ppb	0 ppb	70 ppb

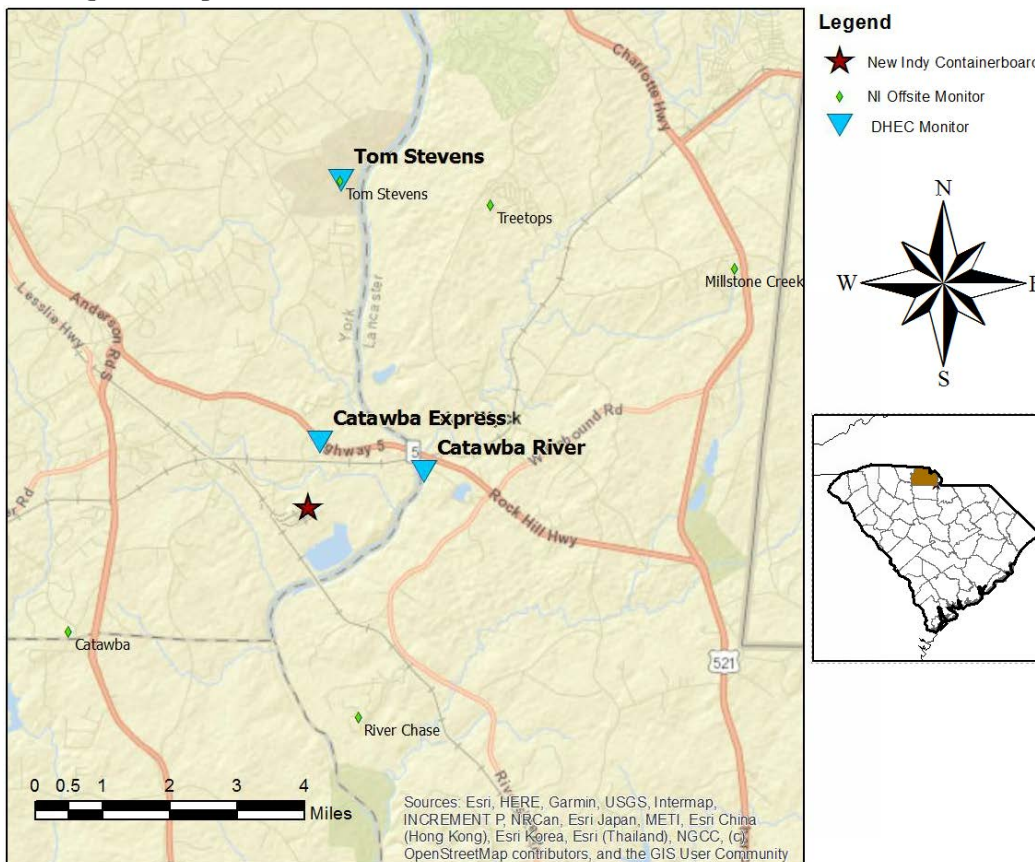
Catawba River							
Instrument	Analyte	ATSDR MRL Exceedance?	Number of Readings	Number of Detections	Concentration Range	Period Average	ATSDR MRL
SPM Flex 3	H2S	No	2880	140	0 - 5 ppb	0.1 ppb	70 ppb

Catawba Express							
Instrument	Analyte	ATSDR MRL Exceedance?	Number of Readings	Number of Detections	Concentration Range	Period Average	ATSDR MRL
SPM Flex 2	H2S	No	2880	0	0 - 0 ppb	0 ppb	70 ppb

Notes:

Hydrogen sulfide concentrations presented in this data summary table are converted from parts per million, the instrument readout units, to parts per billion. The SPM FLEX Minimum Detectable Limit (MDL) is 1 ppb of Hydrogen Sulfide.

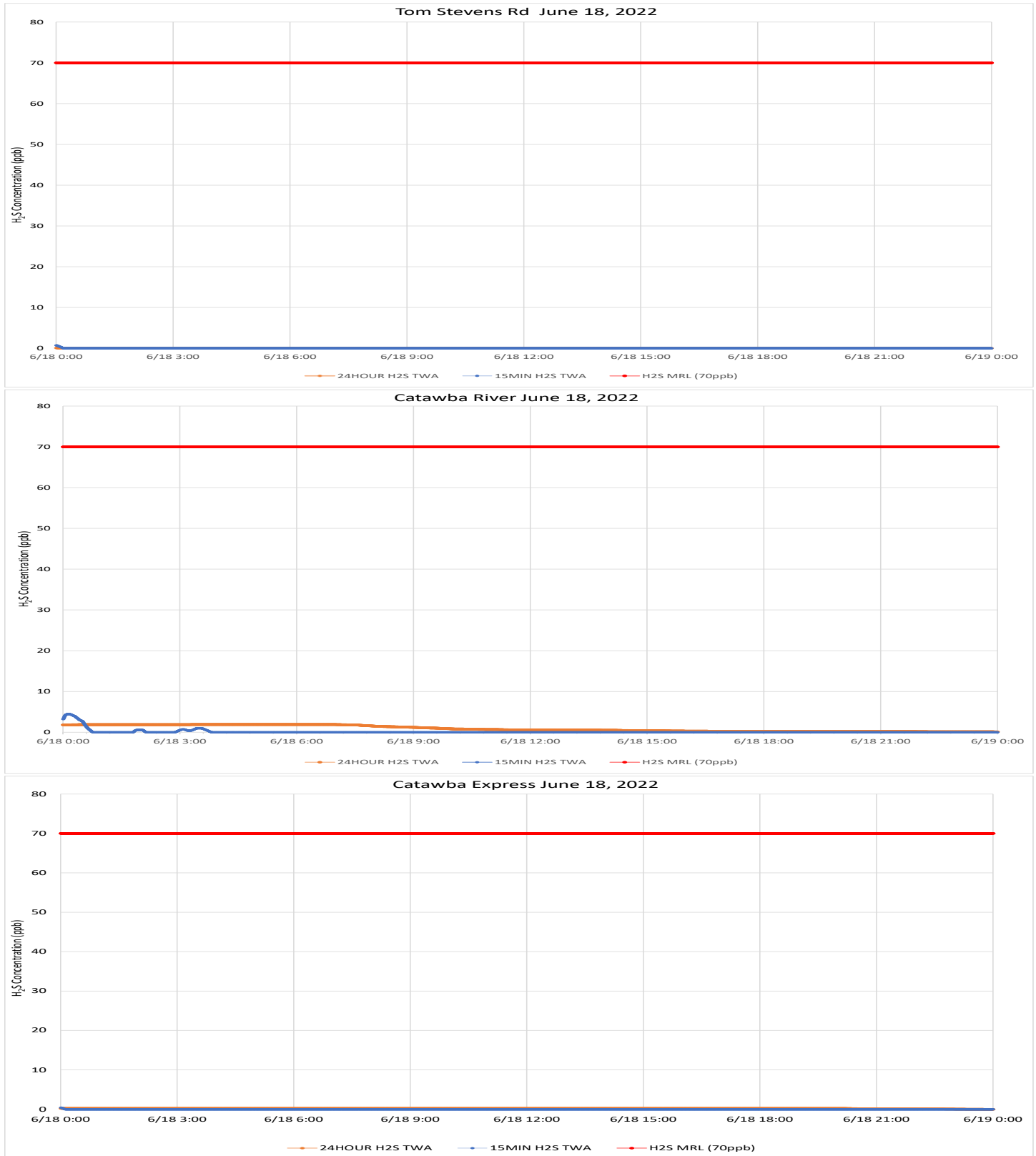
- ATSDR MRL Agency for Toxic Substances and Disease Registry Minimal Risk Level - Acute Exposure (<14 days)
- H₂S Hydrogen Sulfide
- hr Hour
- ppb Parts per billion
- MRL Exceedance Defines if the 24-hr TWA exceeded the MRL at any time during the period of this report
- SPM Single Point Monitor
- TWA Time Weighted Average



H₂S in South Carolina

Hydrogen Sulfide 15-min and 24-hr Time Weighted Average Graphs

Winds from southwest in the very early morning hours shifted to coming from the north and northwest through early afternoon and on to coming from the north to northeast through the end of the period.



Notes: Time is Eastern Daylight Time H₂S – Hydrogen Sulfide MRL – Minimal Risk Level ppb – Parts per billion

Air Monitoring Summary Tables

This table summarizes monitoring data collected using DHEC monitors and EPA's Viper wireless remote monitoring system.

Project Name: H₂S in South Carolina



From: 6/19/22
12:00 AM

To: 6/19/22
11:59 PM

Tom Stevens Rd							
Instrument	Analyte	ATSDR MRL Exceedance?	Number of Readings	Number of Detections	Concentration Range	Period Average	ATSDR MRL
SPM Flex 1	H2S	No	2876	0	0 - 0 ppb	0 ppb	70 ppb

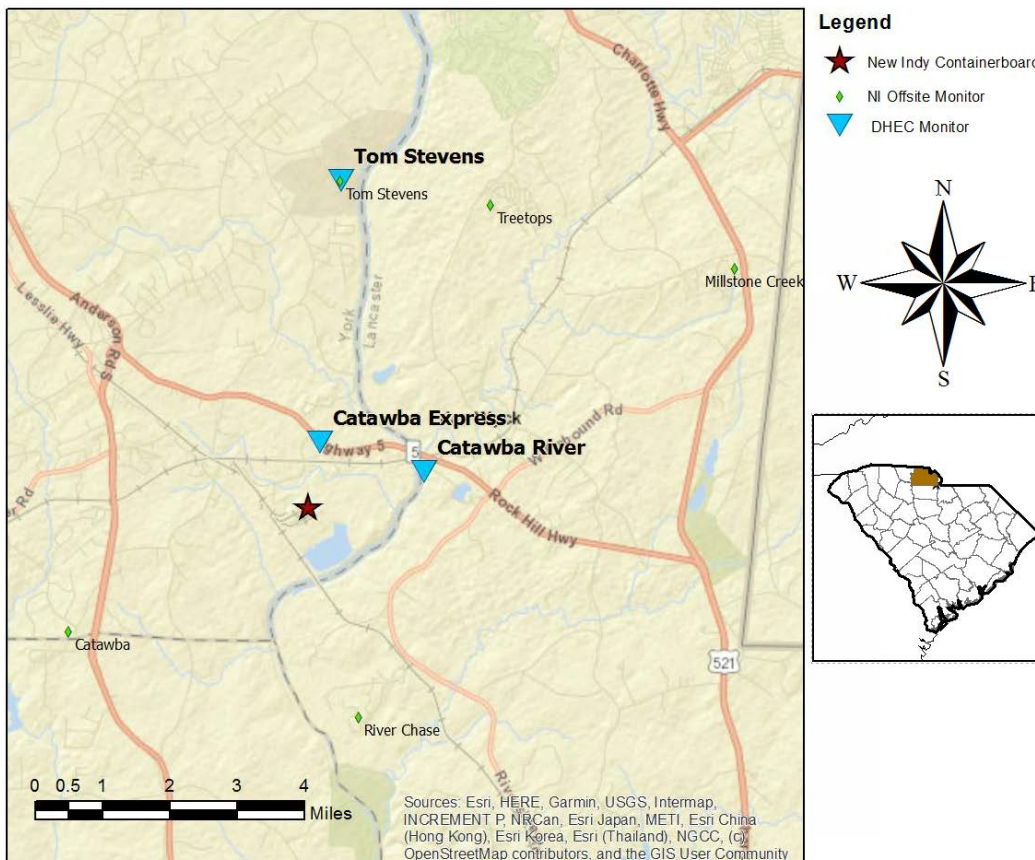
Catawba River							
Instrument	Analyte	ATSDR MRL Exceedance?	Number of Readings	Number of Detections	Concentration Range	Period Average	ATSDR MRL
SPM Flex 3	H2S	No	2880	0	0 - 0 ppb	0 ppb	70 ppb

Catawba Express							
Instrument	Analyte	ATSDR MRL Exceedance?	Number of Readings	Number of Detections	Concentration Range	Period Average	ATSDR MRL
SPM Flex 2	H2S	No	2879	450	0 - 8 ppb	0.42 ppb	70 ppb

Notes:

Hydrogen sulfide concentrations presented in this data summary table are converted from parts per million, the instrument readout units, to parts per billion. The SPM FLEX Minimum Detectable Limit (MDL) is 1 ppb of Hydrogen Sulfide.

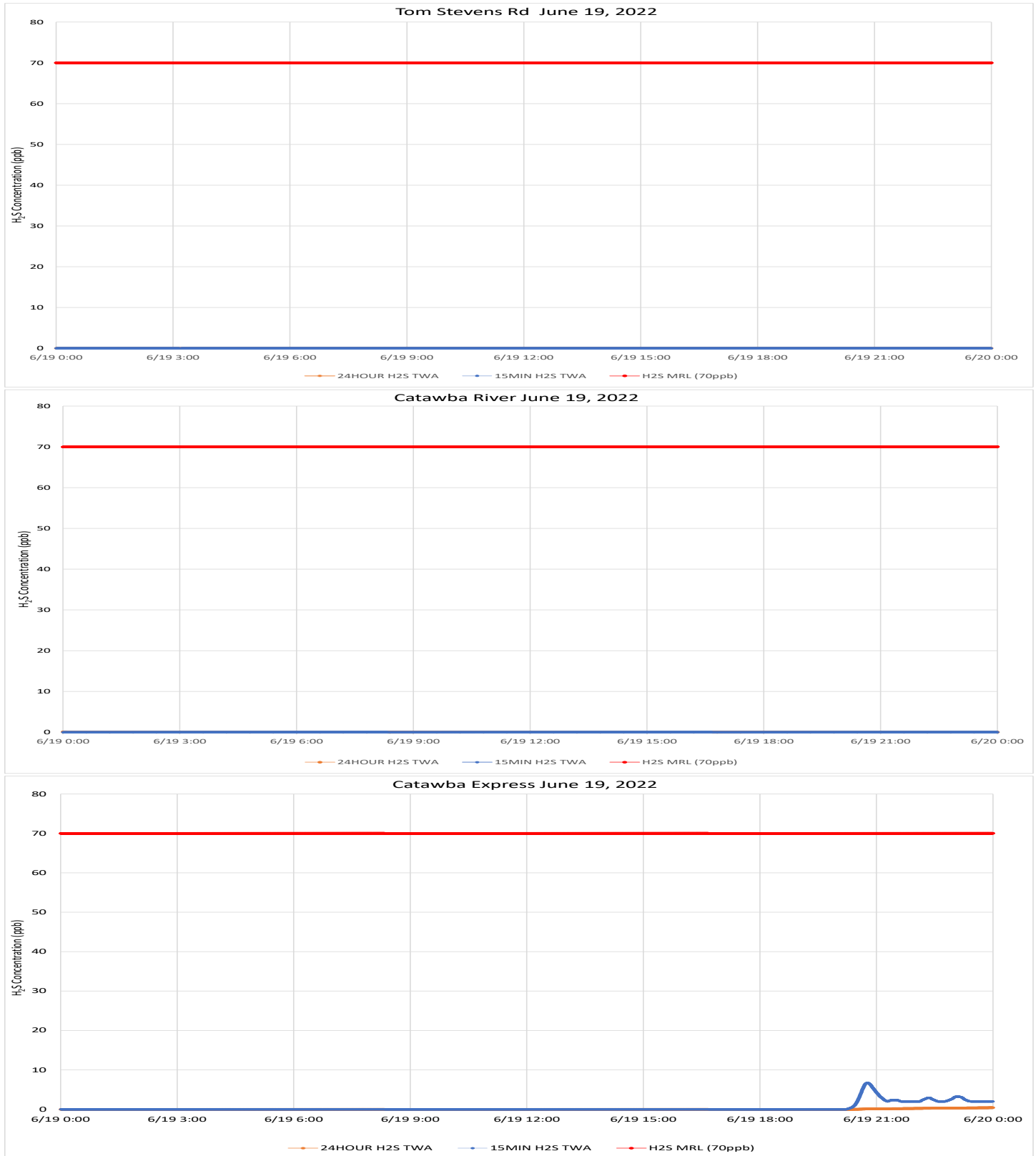
- ATSDR MRL Agency for Toxic Substances and Disease Registry Minimal Risk Level - Acute Exposure (<14 days)
- H₂S Hydrogen Sulfide
- hr Hour
- ppb Parts per billion
- MRL Exceedance Defines if the 24-hr TWA exceeded the MRL at any time during the period of this report
- SPM Single Point Monitor
- TWA Time Weighted Average



H₂S in South Carolina

Hydrogen Sulfide 15-min and 24-hr Time Weighted Average Graphs

Winds were from north northeast to northeast, becoming calm to light and variable midday, remaining from between the north and east when measurable.



Notes: Time is Eastern Daylight Time H₂S – Hydrogen Sulfide MRL – Minimal Risk Level ppb – Parts per billion

Air Monitoring Summary Tables

This table summarizes monitoring data collected using DHEC monitors and EPA's Viper wireless remote monitoring system.

Project Name: H₂S in South Carolina



From: 6/20/22
12:00 AM

To: 6/20/22
11:59 PM

Tom Stevens Rd							
Instrument	Analyte	ATSDR MRL Exceedance?	Number of Readings	Number of Detections	Concentration Range	Period Average	ATSDR MRL
SPM Flex 1	H2S	No	2880	0	0 - 0 ppb	0 ppb	70 ppb

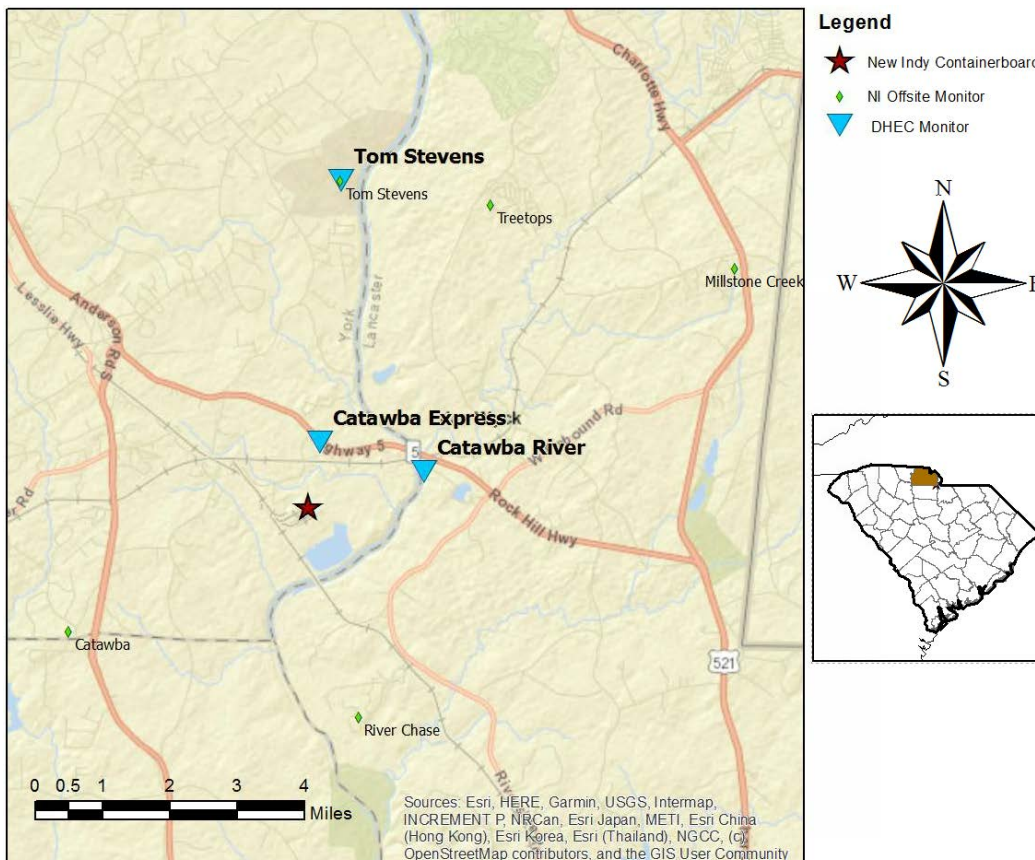
Catawba River							
Instrument	Analyte	ATSDR MRL Exceedance?	Number of Readings	Number of Detections	Concentration Range	Period Average	ATSDR MRL
SPM Flex 3	H2S	No	2880	121	0 - 4 ppb	0.1 ppb	70 ppb

Catawba Express							
Instrument	Analyte	ATSDR MRL Exceedance?	Number of Readings	Number of Detections	Concentration Range	Period Average	ATSDR MRL
SPM Flex 2	H2S	No	2880	281	0 - 2 ppb	0.12 ppb	70 ppb

Notes:

Hydrogen sulfide concentrations presented in this data summary table are converted from parts per million, the instrument readout units, to parts per billion. The SPM FLEX Minimum Detectable Limit (MDL) is 1 ppb of Hydrogen Sulfide.

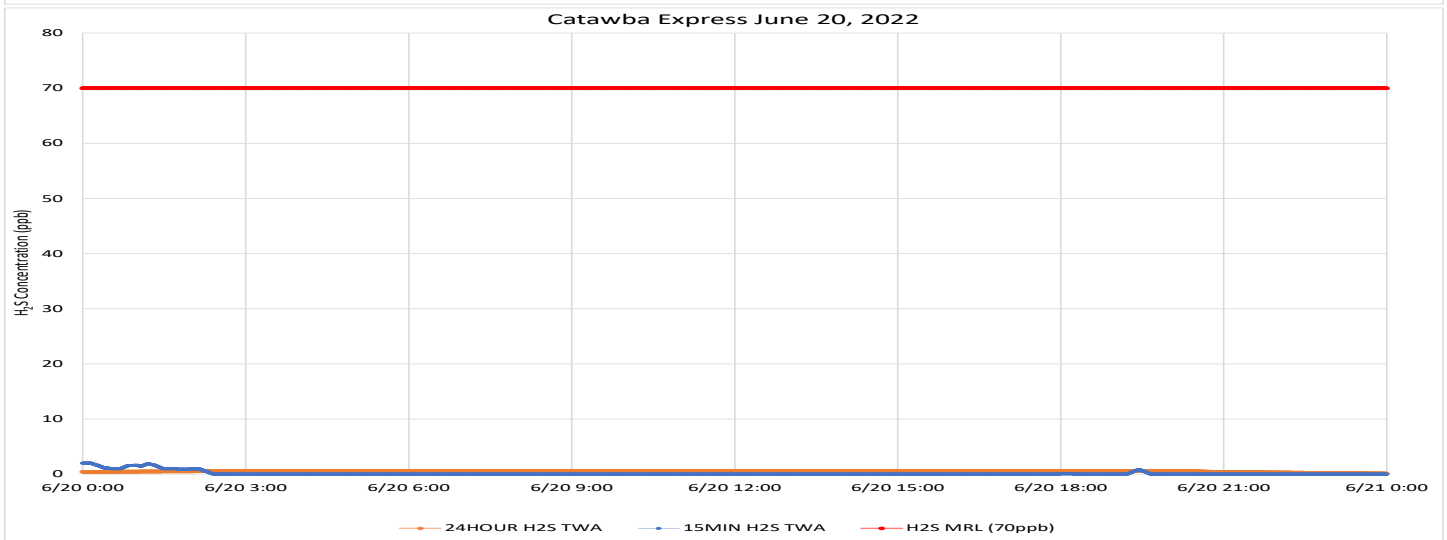
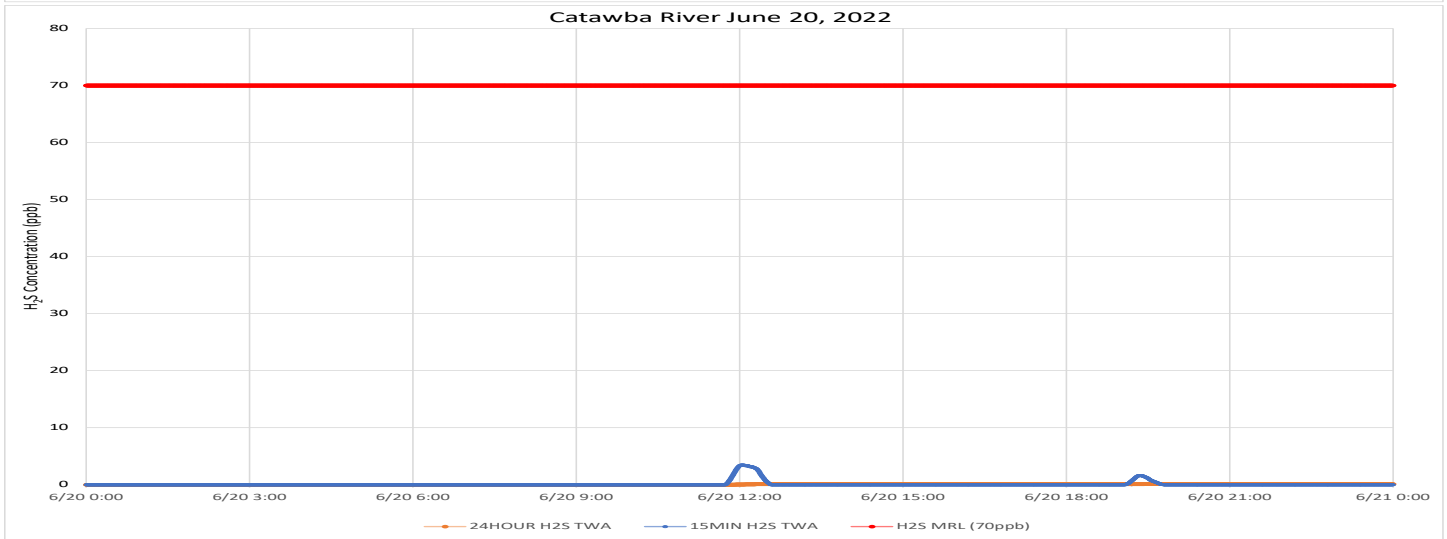
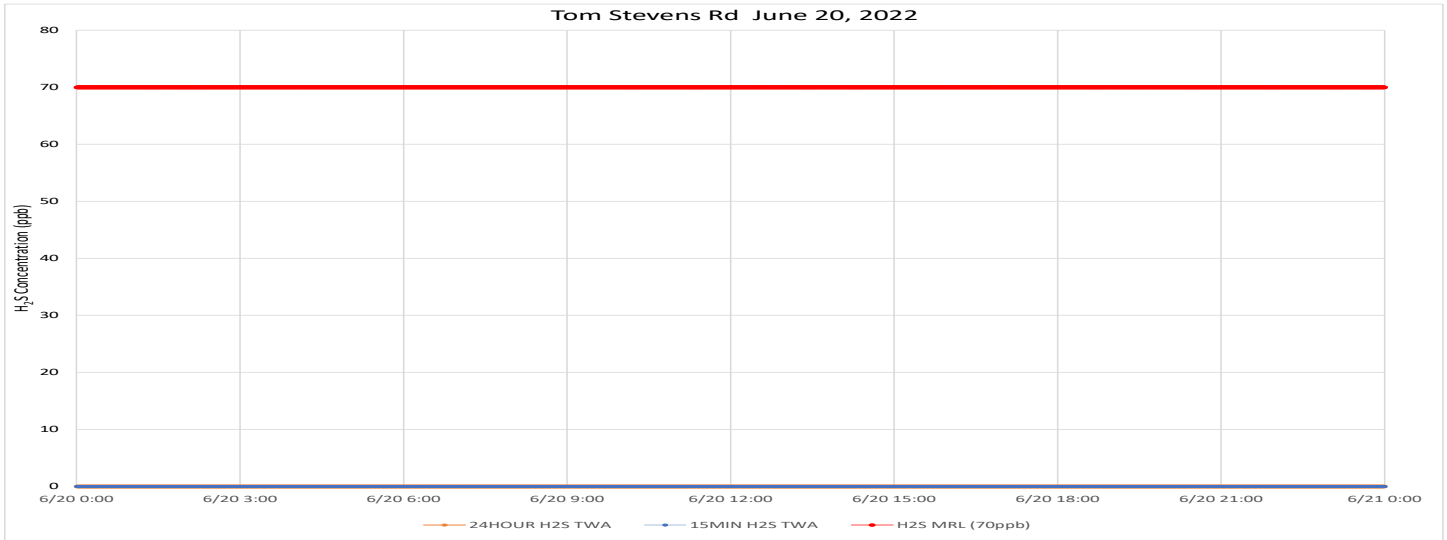
- ATSDR MRL Agency for Toxic Substances and Disease Registry Minimal Risk Level - Acute Exposure (<14 days)
- H₂S Hydrogen Sulfide
- hr Hour
- ppb Parts per billion
- MRL Exceedance Defines if the 24-hr TWA exceeded the MRL at any time during the period of this report
- SPM Single Point Monitor
- TWA Time Weighted Average



H₂S in South Carolina

Hydrogen Sulfide 15-min and 24-hr Time Weighted Average Graphs

Winds were calm during the morning and evening. During the day, wind was from the from northeast.



Notes: Time is Eastern Daylight Time H₂S – Hydrogen Sulfide MRL – Minimal Risk Level ppb – Parts per billion

Air Monitoring Summary Tables

This table summarizes monitoring data collected using DHEC monitors and EPA's Viper wireless remote monitoring system.

Project Name: H₂S in South Carolina



From: 6/21/22
12:00 AM

To: 6/21/22
11:59 PM

Tom Stevens Rd							
Instrument	Analyte	ATSDR MRL Exceedance?	Number of Readings	Number of Detections	Concentration Range	Period Average	ATSDR MRL
SPM Flex 1	H2S	No	2880	19	0 - 2 ppb	0.01 ppb	70 ppb

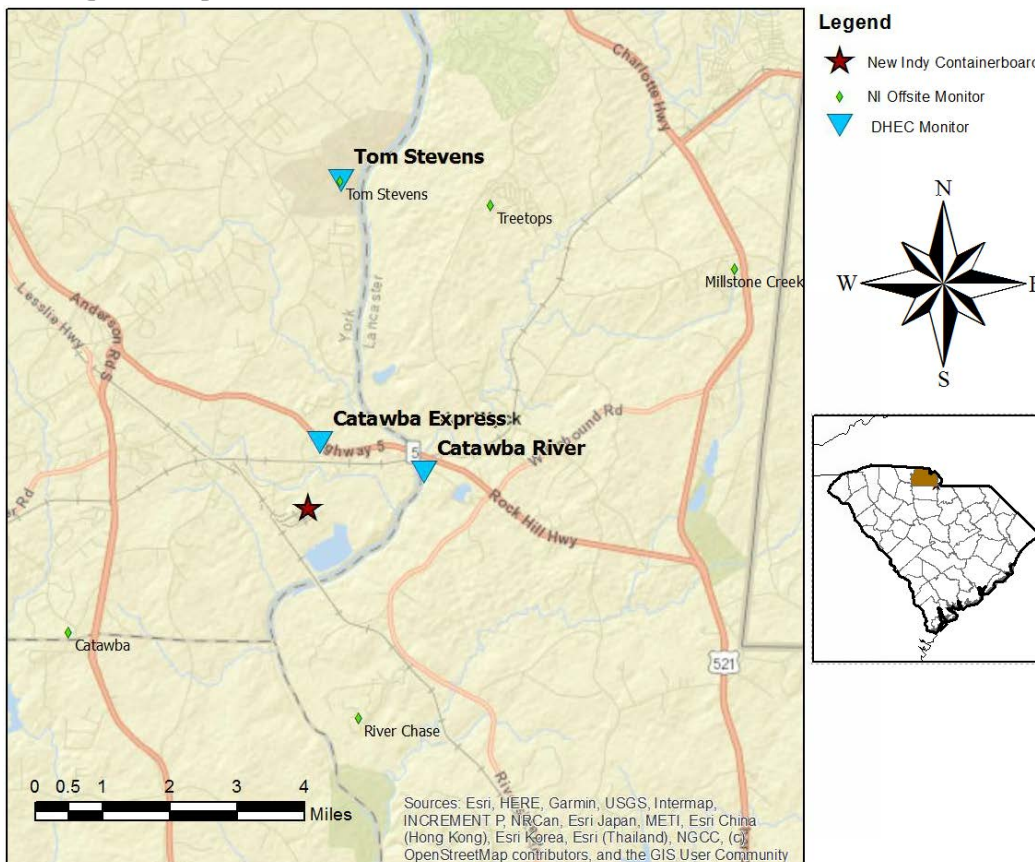
Catawba River							
Instrument	Analyte	ATSDR MRL Exceedance?	Number of Readings	Number of Detections	Concentration Range	Period Average	ATSDR MRL
SPM Flex 3	H2S	No	2880	0	0 - 0 ppb	0 ppb	70 ppb

Catawba Express							
Instrument	Analyte	ATSDR MRL Exceedance?	Number of Readings	Number of Detections	Concentration Range	Period Average	ATSDR MRL
SPM Flex 2	H2S	No	2881	925	0 - 15 ppb	1.23 ppb	70 ppb

Notes:

Hydrogen sulfide concentrations presented in this data summary table are converted from parts per million, the instrument readout units, to parts per billion. The SPM FLEX Minimum Detectable Limit (MDL) is 1 ppb of Hydrogen Sulfide.

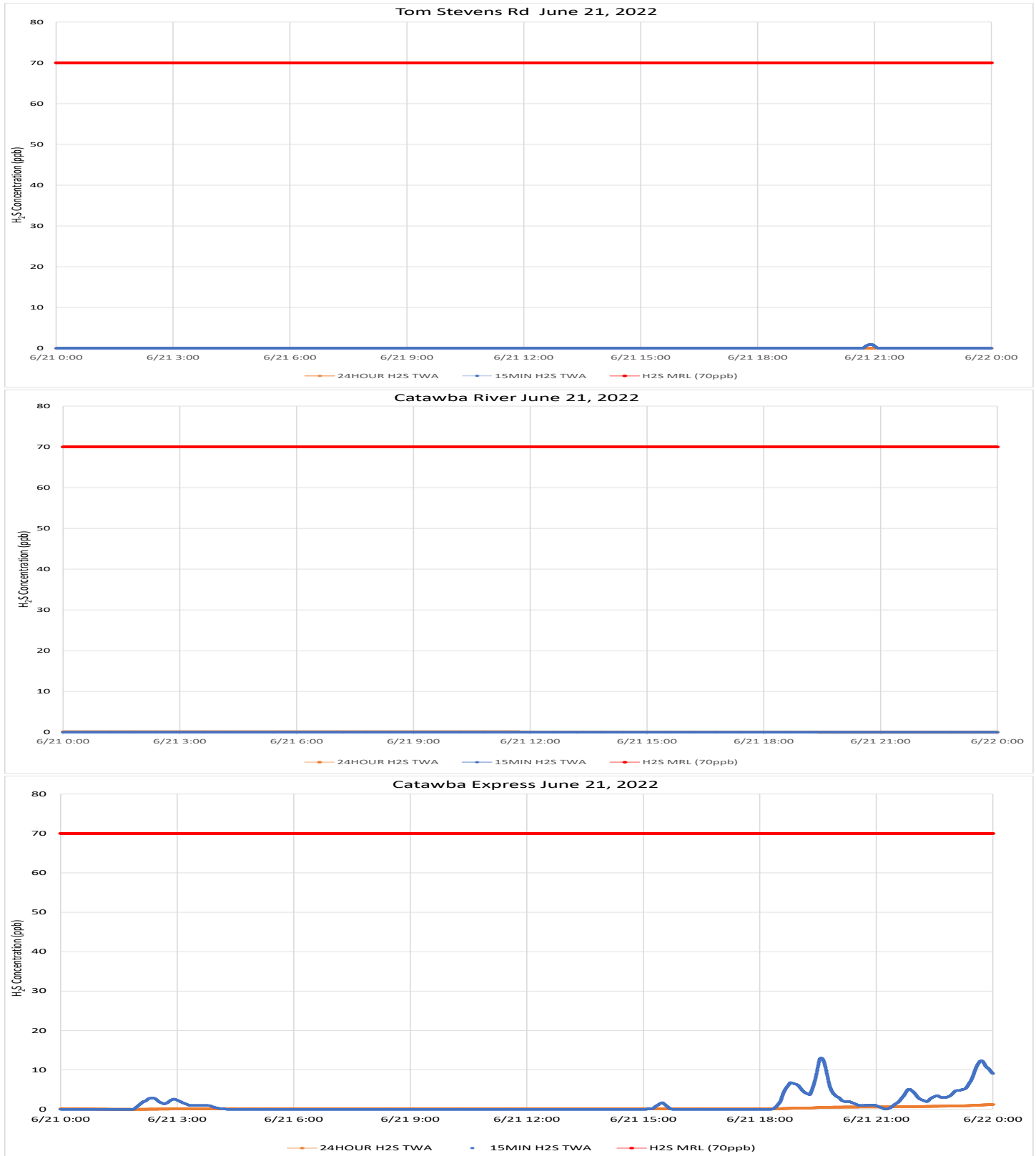
- ATSDR MRL Agency for Toxic Substances and Disease Registry Minimal Risk Level - Acute Exposure (<14 days)
- H₂S Hydrogen Sulfide
- hr Hour
- ppb Parts per billion
- MRL Exceedance Defines if the 24-hr TWA exceeded the MRL at any time during the period of this report
- SPM Single Point Monitor
- TWA Time Weighted Average



H₂S in South Carolina

Hydrogen Sulfide 15-min and 24-hr Time Weighted Average Graphs

Winds were calm during the morning, midday, and late evening. When measurable - mostly in the afternoon - winds were from the northwest to northeast, shifting to from the southwest in the late evening hours for brief periods.



Notes: Time is Eastern Daylight Time H₂S – Hydrogen Sulfide MRL – Minimal Risk Level ppb – Parts per billion

Air Monitoring Summary Tables

This table summarizes monitoring data collected using DHEC monitors and EPA's Viper wireless remote monitoring system.

Project Name: H₂S in South Carolina



From: 6/22/22
12:00 AM

To: 6/22/22
11:59 PM

Tom Stevens Rd							
Instrument	Analyte	ATSDR MRL Exceedance?	Number of Readings	Number of Detections	Concentration Range	Period Average	ATSDR MRL
SPM Flex 1	H2S	No	2880	631	0 - 4 ppb	0.42 ppb	70 ppb

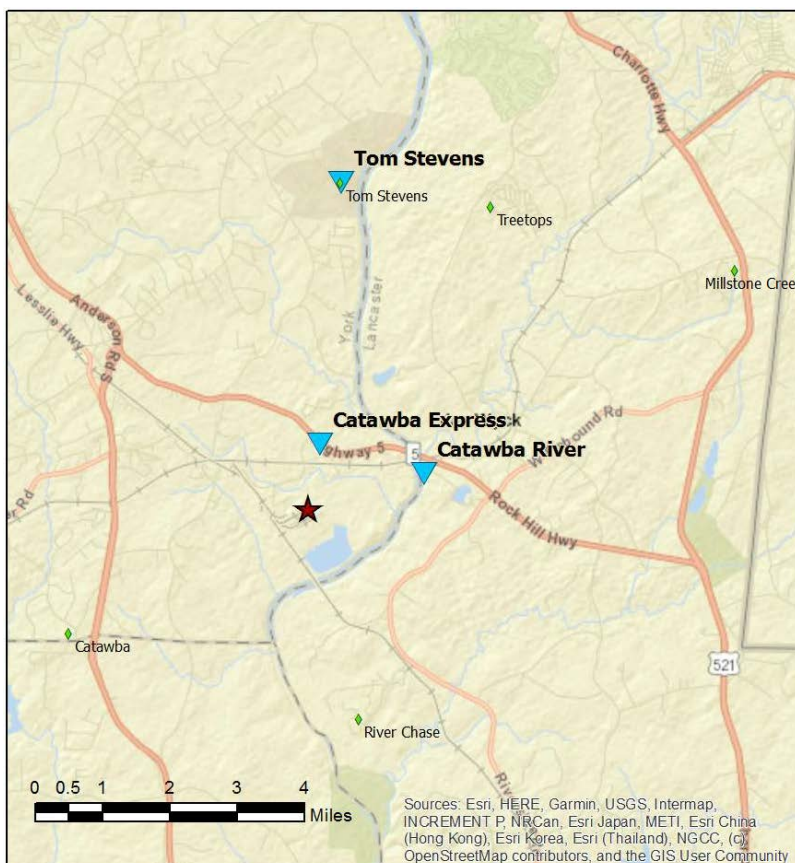
Catawba River							
Instrument	Analyte	ATSDR MRL Exceedance?	Number of Readings	Number of Detections	Concentration Range	Period Average	ATSDR MRL
SPM Flex 3	H2S	No	2880	699	0 - 12 ppb	0.71 ppb	70 ppb

Catawba Express							
Instrument	Analyte	ATSDR MRL Exceedance?	Number of Readings	Number of Detections	Concentration Range	Period Average	ATSDR MRL
SPM Flex 2	H2S	No	2879	777	0 - 8 ppb	0.63 ppb	70 ppb

Notes:

Hydrogen sulfide concentrations presented in this data summary table are converted from parts per million, the instrument readout units, to parts per billion. The SPM FLEX Minimum Detectable Limit (MDL) is 1 ppb of Hydrogen Sulfide.

- ATSDR MRL Agency for Toxic Substances and Disease Registry Minimal Risk Level - Acute Exposure (<14 days)
- H₂S Hydrogen Sulfide
- hr Hour
- ppb Parts per billion
- MRL Exceedance Defines if the 24-hr TWA exceeded the MRL at any time during the period of this report
- SPM Single Point Monitor
- TWA Time Weighted Average



Legend

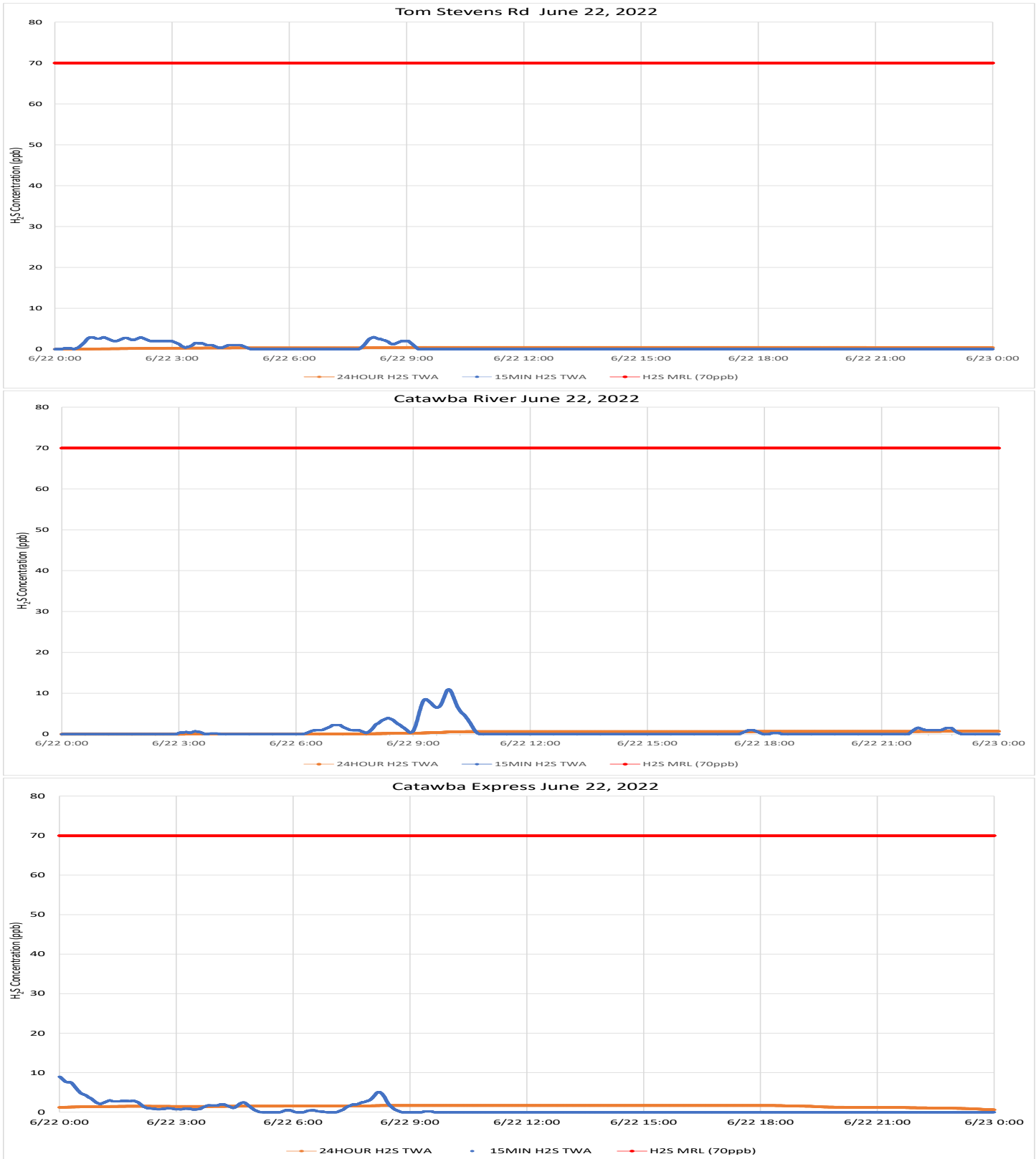
- ★ New Indy Containerboard
- ◆ NI Offsite Monitor
- ▼ DHEC Monitor

Sources: Esri, HERE, Garmin, USGS, Intermap, INCREMENT P, NRCan, Esri Japan, METI, Esri China (Hong Kong), Esri Korea, Esri (Thailand), NGCC, (c) OpenStreetMap contributors, and the GIS User Community

H₂S in South Carolina

Hydrogen Sulfide 15-min and 24-hr Time Weighted Average Graphs

Winds were calm during the morning, coming from the southwest very early and freshening to come from the north to west quadrant for the remainder of the period.



Notes: Time is Eastern Daylight Time H₂S – Hydrogen Sulfide MRL – Minimal Risk Level ppb – Parts per billion

Air Monitoring Summary Tables

This table summarizes monitoring data collected using DHEC monitors and EPA's Viper wireless remote monitoring system.



Project Name: H₂S in South Carolina

From: 6/23/22
12:00 AM

To: 6/23/22
11:59 PM

Tom Stevens Rd							
Instrument	Analyte	ATSDR MRL Exceedance?	Number of Readings	Number of Detections	Concentration Range	Period Average	ATSDR MRL
SPM Flex 1	H2S	No	2880	0	0 - 0 ppb	0 ppb	70 ppb

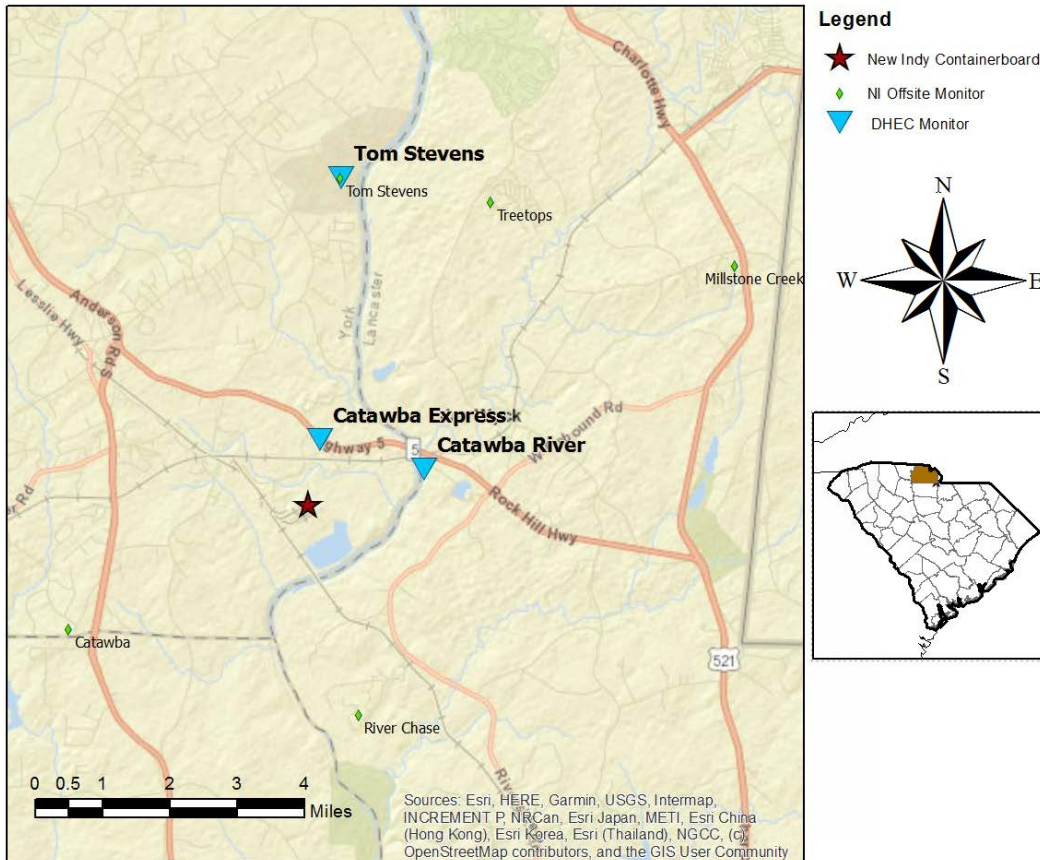
Catawba River							
Instrument	Analyte	ATSDR MRL Exceedance?	Number of Readings	Number of Detections	Concentration Range	Period Average	ATSDR MRL
SPM Flex 3	H2S	No	2880	178	0 - 7 ppb	0.2 ppb	70 ppb

Catawba Express							
Instrument	Analyte	ATSDR MRL Exceedance?	Number of Readings	Number of Detections	Concentration Range	Period Average	ATSDR MRL
SPM Flex 2	H2S	No	2881	0	0 - 0 ppb	0 ppb	70 ppb

Notes:

Hydrogen sulfide concentrations presented in this data summary table are converted from parts per million, the instrument readout units, to parts per billion. The SPM FLEX Minimum Detectable Limit (MDL) is 1 ppb of Hydrogen Sulfide.

- ATSDR MRL Agency for Toxic Substances and Disease Registry Minimal Risk Level - Acute Exposure (<14 days)
- H₂S Hydrogen Sulfide
- hr Hour
- ppb Parts per billion
- MRL Exceedance Defines if the 24-hr TWA exceeded the MRL at any time during the period of this report
- SPM Single Point Monitor
- TWA Time Weighted Average



H₂S in South Carolina

Hydrogen Sulfide 15-min and 24-hr Time Weighted Average Graphs

Winds were calm to light and variable throughout the period. When detected, wind came mostly from the north northeast with short intervals from the northwest, southeast and west.



Notes: Time is Eastern Daylight Time H₂S – Hydrogen Sulfide MRL – Minimal Risk Level ppb – Parts per billion

Air Monitoring Summary Tables

This table summarizes monitoring data collected using DHEC monitors and EPA's Viper wireless remote monitoring system.

Project Name: H₂S in South Carolina



From: 6/24/22
12:00 AM

To: 6/24/22
11:59 PM

Tom Stevens Rd							
Instrument	Analyte	ATSDR MRL Exceedance?	Number of Readings	Number of Detections	Concentration Range	Period Average	ATSDR MRL
SPM Flex 1	H ₂ S	No	2880	0	0 - 0 ppb	0 ppb	70 ppb

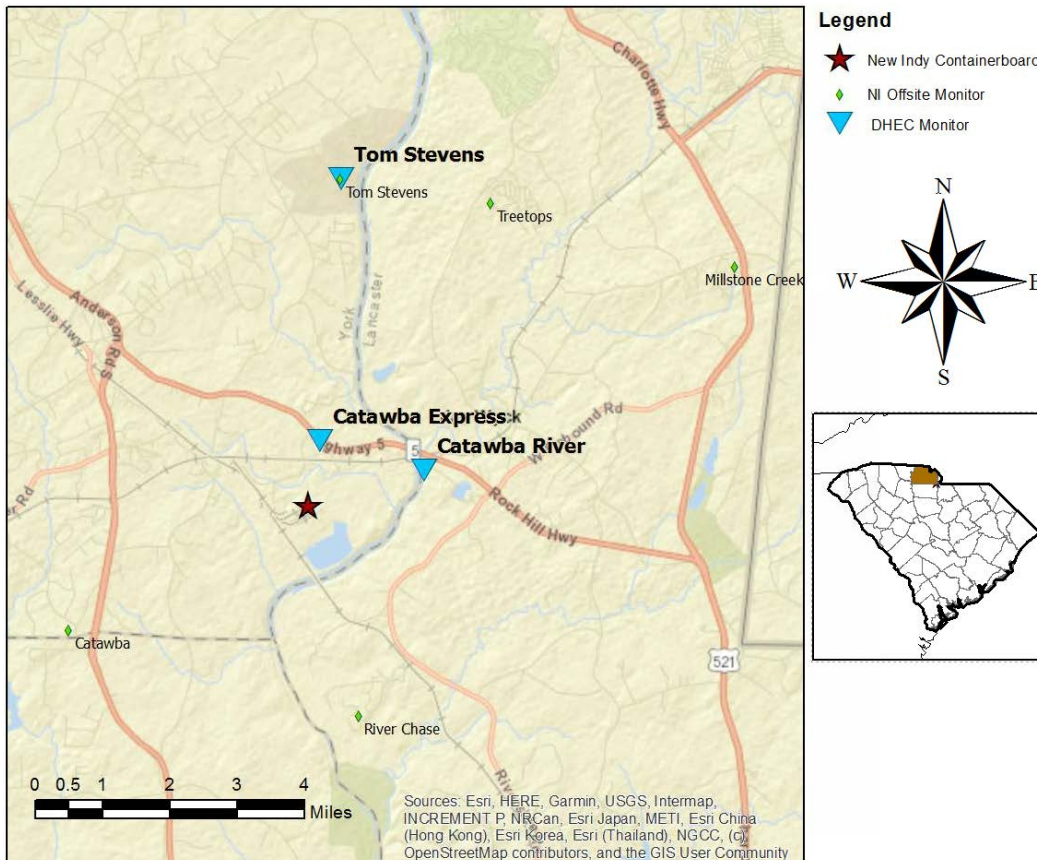
Catawba River							
Instrument	Analyte	ATSDR MRL Exceedance?	Number of Readings	Number of Detections	Concentration Range	Period Average	ATSDR MRL
SPM Flex 3	H ₂ S	No	2880	0	0 - 0 ppb	0 ppb	70 ppb

Catawba Express							
Instrument	Analyte	ATSDR MRL Exceedance?	Number of Readings	Number of Detections	Concentration Range	Period Average	ATSDR MRL
SPM Flex 2	H ₂ S	No	2880	577	0 - 35 ppb	2.05 ppb	70 ppb

Notes:

Hydrogen sulfide concentrations presented in this data summary table are converted from parts per million, the instrument readout units, to parts per billion. The SPM FLEX Minimum Detectable Limit (MDL) is 1 ppb of Hydrogen Sulfide.

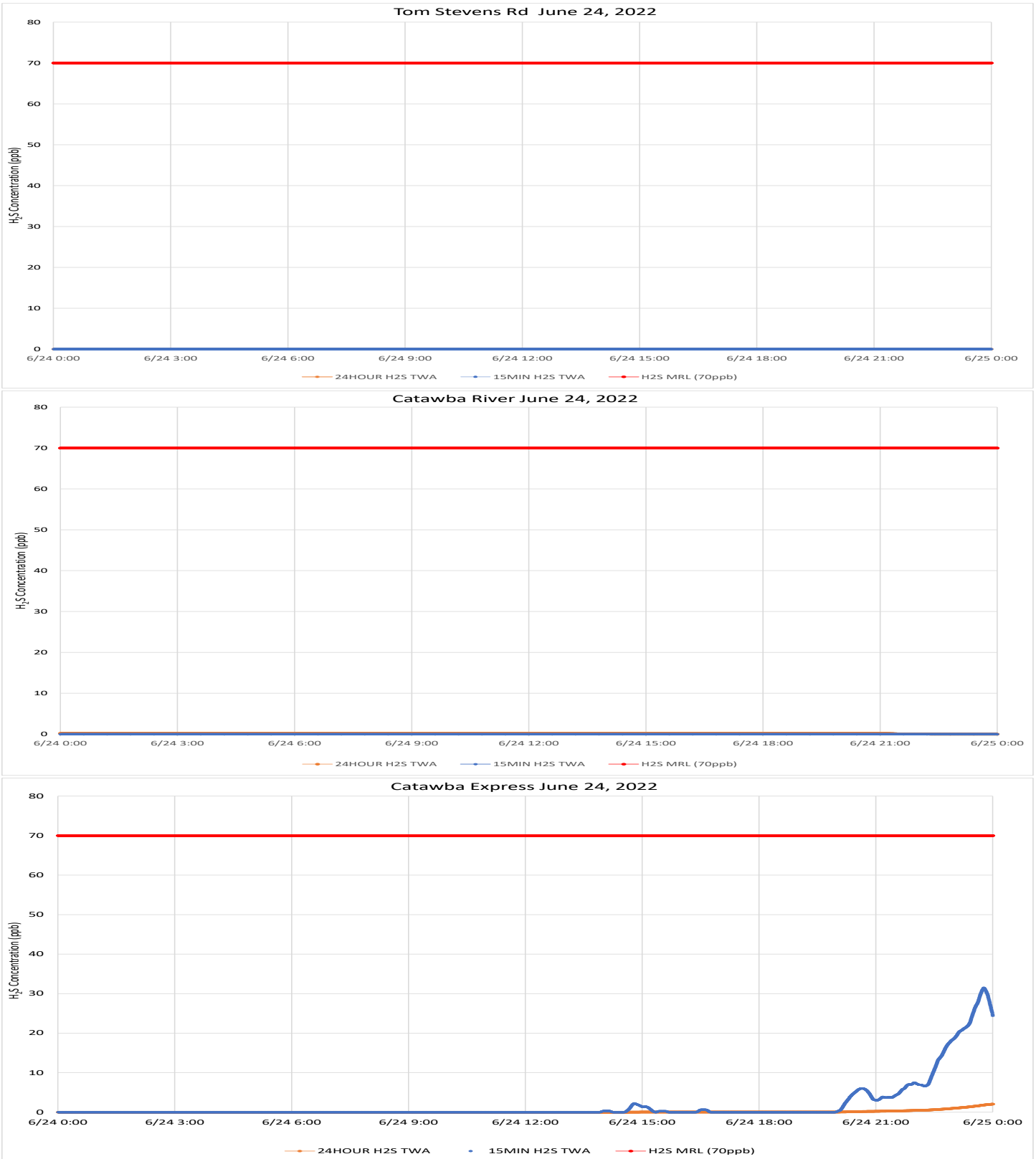
- ATSDR MRL Agency for Toxic Substances and Disease Registry Minimal Risk Level - Acute Exposure (<14 days)
- H₂S Hydrogen Sulfide
- hr Hour
- ppb Parts per billion
- MRL Exceedance Defines if the 24-hr TWA exceeded the MRL at any time during the period of this report
- SPM Single Point Monitor
- TWA Time Weighted Average



H₂S in South Carolina

Hydrogen Sulfide 15-min and 24-hr Time Weighted Average Graphs

Winds were calm more than half this period, the calms interspersed with very light and variable wind for the rest. The few times in the morning when a direction was reported, wind was from the east northeast to east.



Notes: Time is Eastern Daylight Time H₂S – Hydrogen Sulfide MRL – Minimal Risk Level ppb – Parts per billion

Air Monitoring Summary Tables

This table summarizes monitoring data collected using DHEC monitors and EPA's Viper wireless remote monitoring system.

Project Name: H₂S in South Carolina



From: 6/25/22
12:00 AM

To: 6/25/22
11:59 PM

Tom Stevens Rd							
Instrument	Analyte	ATSDR MRL Exceedance?	Number of Readings	Number of Detections	Concentration Range	Period Average	ATSDR MRL
SPM Flex 1	H ₂ S	No	2880	92	0 - 2 ppb	0.04 ppb	70 ppb

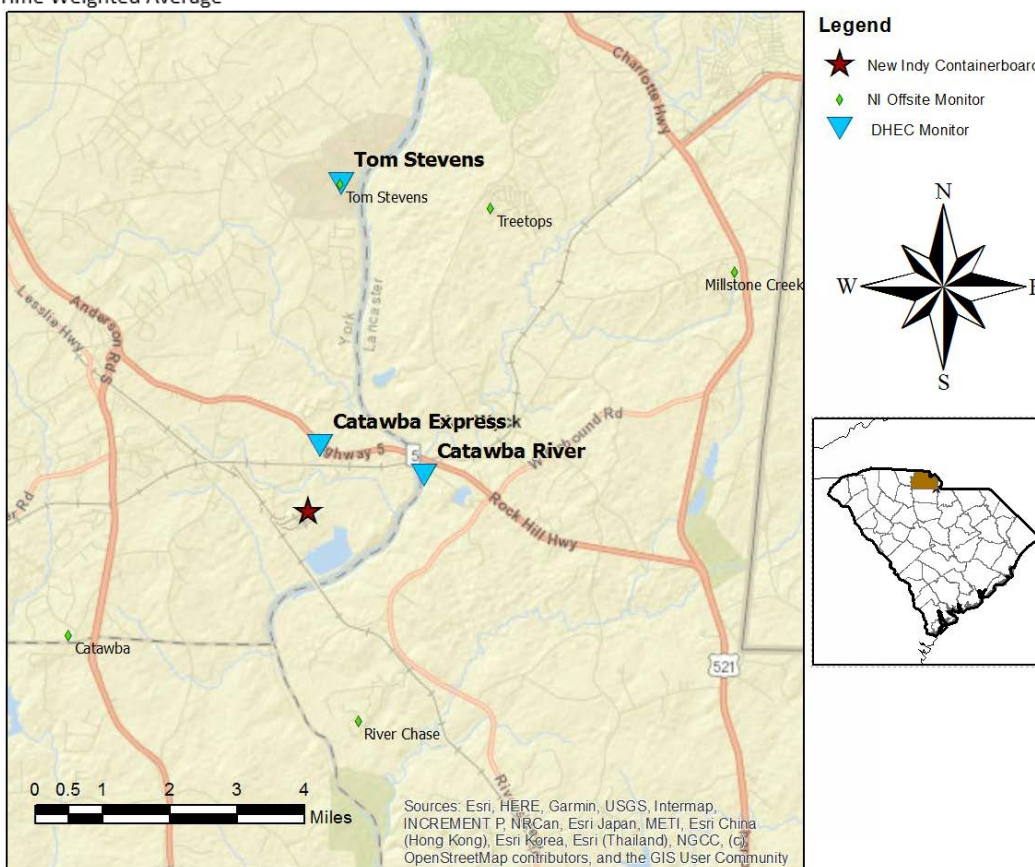
Catawba River							
Instrument	Analyte	ATSDR MRL Exceedance?	Number of Readings	Number of Detections	Concentration Range	Period Average	ATSDR MRL
SPM Flex 3	H ₂ S	No	2880	147	0 - 3 ppb	0.07 ppb	70 ppb

Catawba Express							
Instrument	Analyte	ATSDR MRL Exceedance?	Number of Readings	Number of Detections	Concentration Range	Period Average	ATSDR MRL
SPM Flex 2	H ₂ S	No	2880	1223	0 - 19 ppb	3.23 ppb	70 ppb

Notes:

Hydrogen sulfide concentrations presented in this data summary table are converted from parts per million, the instrument readout units, to parts per billion. The SPM FLEX Minimum Detectable Limit (MDL) is 1 ppb of Hydrogen Sulfide.

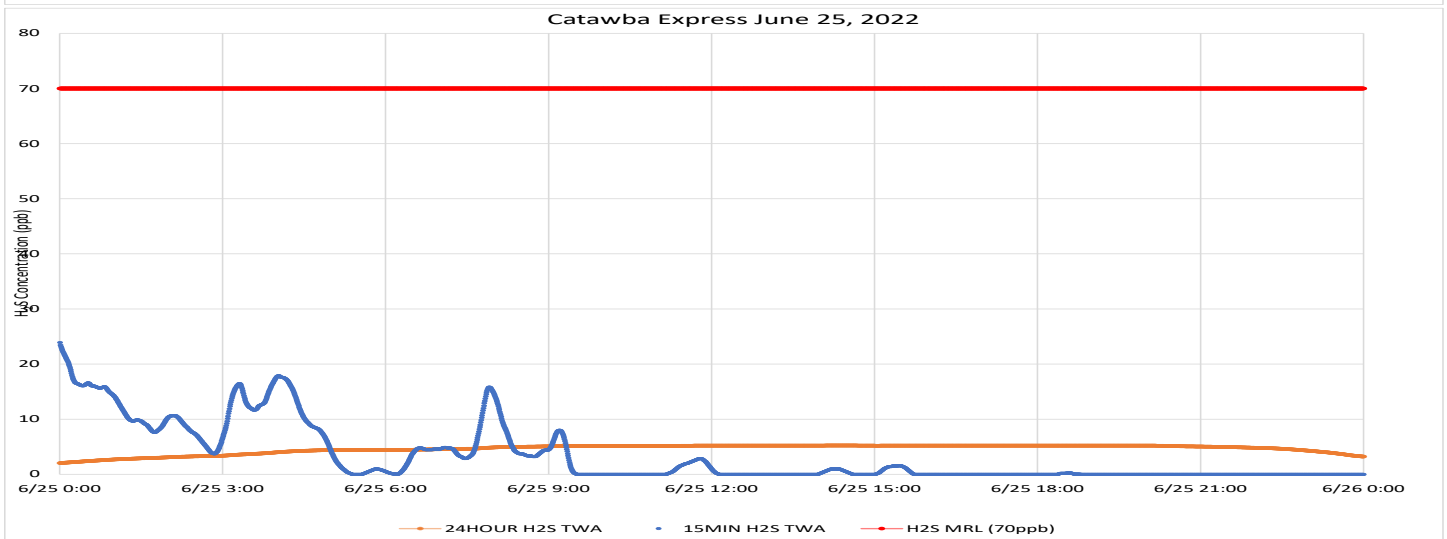
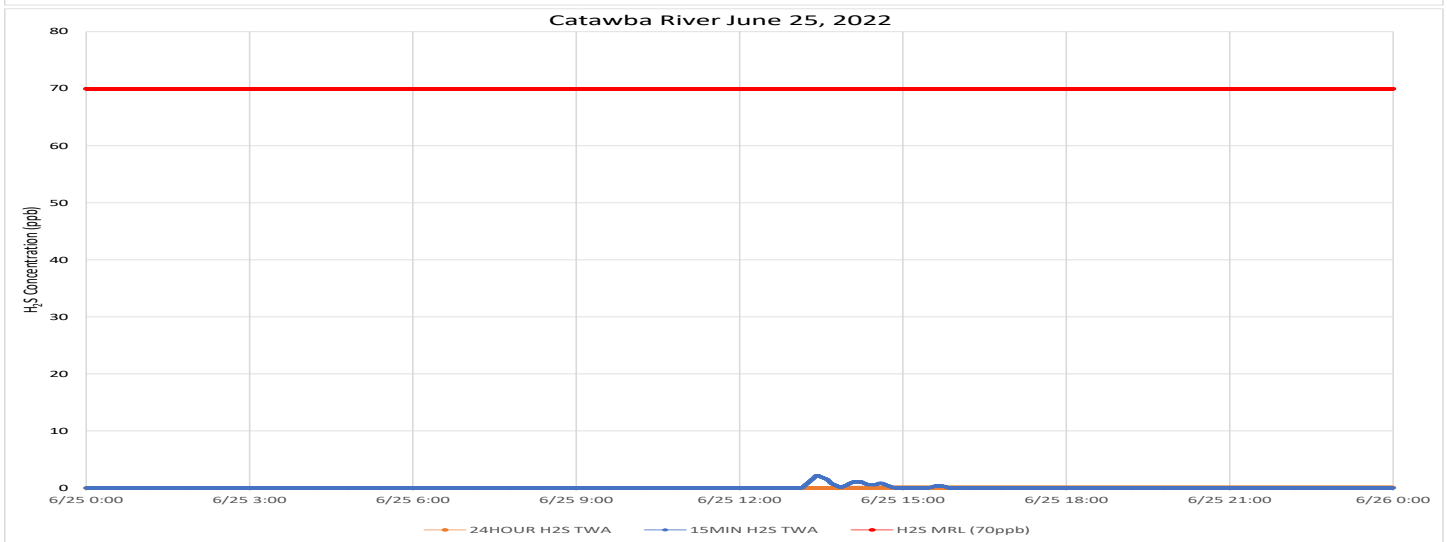
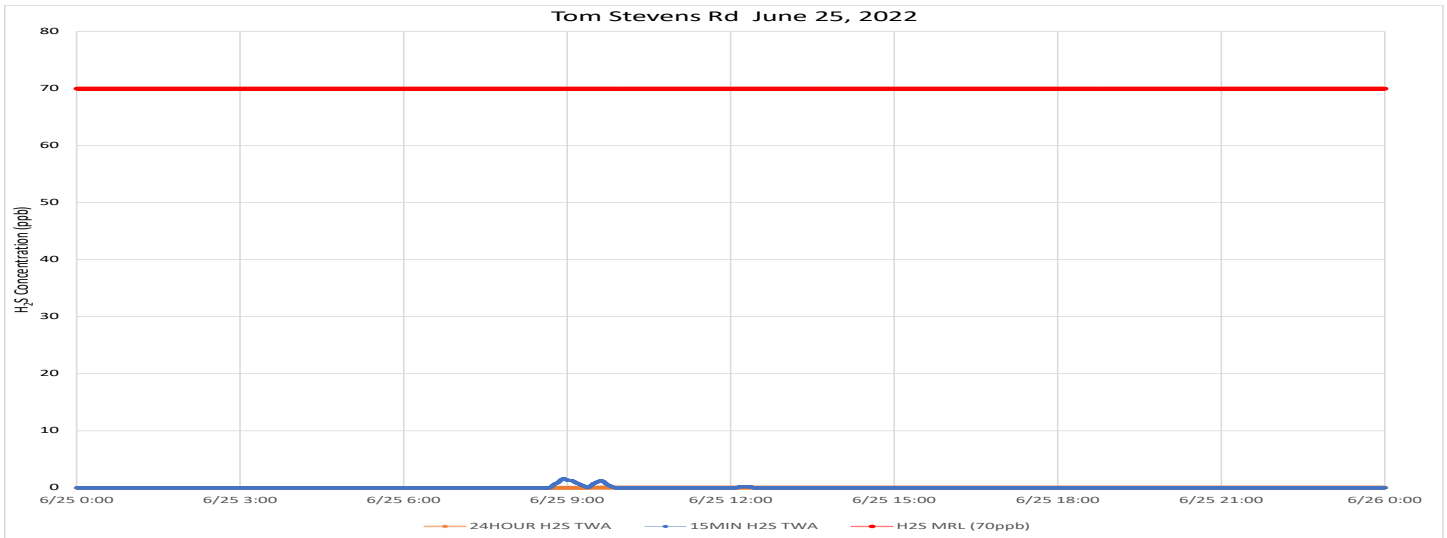
- ATSDR MRL Agency for Toxic Substances and Disease Registry Minimal Risk Level - Acute Exposure (<14 days)
- H₂S Hydrogen Sulfide
- hr Hour
- ppb Parts per billion
- MRL Exceedance Defines if the 24-hr TWA exceeded the MRL at any time during the period of this report
- SPM Single Point Monitor
- TWA Time Weighted Average



H₂S in South Carolina

Hydrogen Sulfide 15-min and 24-hr Time Weighted Average Graphs

Winds were light and variable throughout the period. The wind was from the south southeast to south before dawn, shifting to more from the southwest in the morning, from the west early afternoon, and back to from the southeast around sundown.



Notes: Time is Eastern Daylight Time H₂S – Hydrogen Sulfide MRL – Minimal Risk Level ppb – Parts per billion

Air Monitoring Summary Tables

This table summarizes monitoring data collected using DHEC monitors and EPA's Viper wireless remote monitoring system.

Project Name: H₂S in South Carolina



From: 6/26/22
12:00 AM

To: 6/26/22
11:59 PM

Tom Stevens Rd							
Instrument	Analyte	ATSDR MRL Exceedance?	Number of Readings	Number of Detections	Concentration Range	Period Average	ATSDR MRL
SPM Flex 1	H2S	No	2880	43	0 - 2 ppb	0.02 ppb	70 ppb

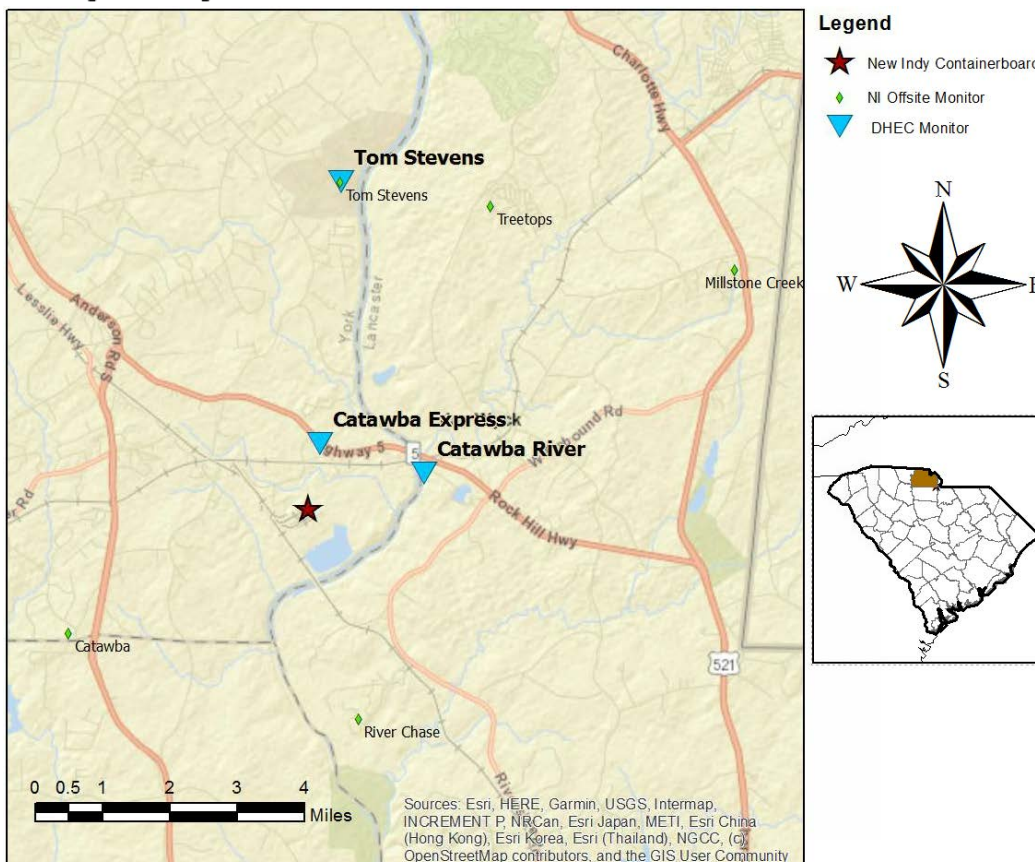
Catawba River							
Instrument	Analyte	ATSDR MRL Exceedance?	Number of Readings	Number of Detections	Concentration Range	Period Average	ATSDR MRL
SPM Flex 3	H2S	No	2880	70	0 - 2 ppb	0.03 ppb	70 ppb

Catawba Express							
Instrument	Analyte	ATSDR MRL Exceedance?	Number of Readings	Number of Detections	Concentration Range	Period Average	ATSDR MRL
SPM Flex 2	H2S	No	2879	1032	0 - 18 ppb	1.97 ppb	70 ppb

Notes:

Hydrogen sulfide concentrations presented in this data summary table are converted from parts per million, the instrument readout units, to parts per billion. The SPM FLEX Minimum Detectable Limit (MDL) is 1 ppb of Hydrogen Sulfide.

- ATSDR MRL Agency for Toxic Substances and Disease Registry Minimal Risk Level - Acute Exposure (<14 days)
- H₂S Hydrogen Sulfide
- hr Hour
- ppb Parts per billion
- MRL Exceedance Defines if the 24-hr TWA exceeded the MRL at any time during the period of this report
- SPM Single Point Monitor
- TWA Time Weighted Average



H₂S in South Carolina

Hydrogen Sulfide 15-min and 24-hr Time Weighted Average Graphs

Winds were light and variable throughout the period. The wind was from the south to southwest for most of the period except for several hours with winds from the west to northwest in the early evening before a late night calm.



Notes: Time is Eastern Daylight Time H₂S – Hydrogen Sulfide MRL – Minimal Risk Level ppb – Parts per billion

Air Monitoring Summary Tables

This table summarizes monitoring data collected using DHEC monitors and EPA's Viper wireless remote monitoring system.

Project Name: H₂S in South Carolina



From: 6/27/22
12:00 AM

To: 6/27/22
11:59 PM

Tom Stevens Rd							
Instrument	Analyte	ATSDR MRL Exceedance?	Number of Readings	Number of Detections	Concentration Range	Period Average	ATSDR MRL
SPM Flex 1	H2S	No	2880	195	0 - 21 ppb	0.53 ppb	70 ppb

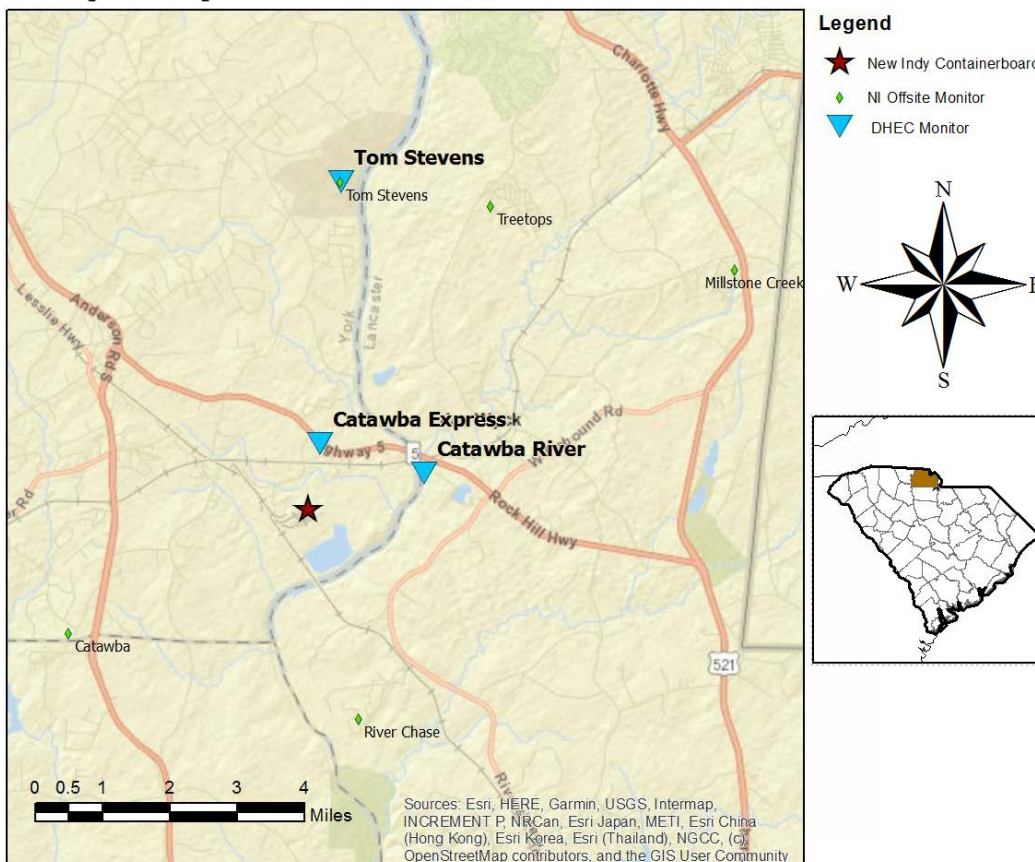
Catawba River							
Instrument	Analyte	ATSDR MRL Exceedance?	Number of Readings	Number of Detections	Concentration Range	Period Average	ATSDR MRL
SPM Flex 3	H2S	No	2880	606	0 - 6 ppb	0.37 ppb	70 ppb

Catawba Express							
Instrument	Analyte	ATSDR MRL Exceedance?	Number of Readings	Number of Detections	Concentration Range	Period Average	ATSDR MRL
SPM Flex 2	H2S	No	2881	357	0 - 19 ppb	0.79 ppb	70 ppb

Notes:

Hydrogen sulfide concentrations presented in this data summary table are converted from parts per million, the instrument readout units, to parts per billion. The SPM FLEX Minimum Detectable Limit (MDL) is 1 ppb of Hydrogen Sulfide.

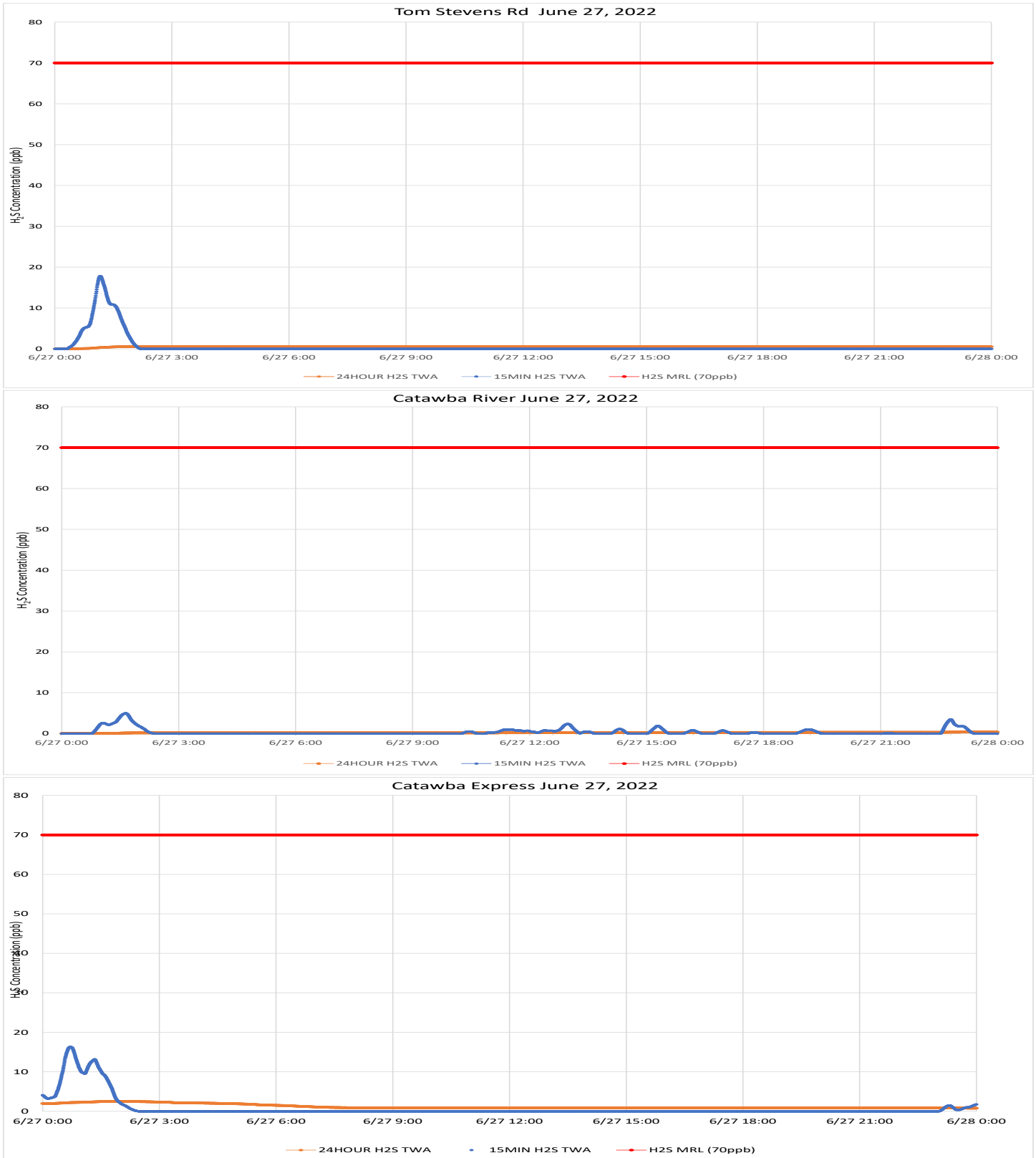
- ATSDR MRL Agency for Toxic Substances and Disease Registry Minimal Risk Level - Acute Exposure (<14 days)
- H₂S Hydrogen Sulfide
- hr Hour
- ppb Parts per billion
- MRL Exceedance Defines if the 24-hr TWA exceeded the MRL at any time during the period of this report
- SPM Single Point Monitor
- TWA Time Weighted Average



H₂S in South Carolina

Hydrogen Sulfide 15-min and 24-hr Time Weighted Average Graphs

Winds were from generally from the south to west southwest for this period, beginning and ending with a midnight calm.



Notes: Time is Eastern Daylight Time H₂S – Hydrogen Sulfide MRL – Minimal Risk Level ppb – Parts per billion

Air Monitoring Summary Tables

This table summarizes monitoring data collected using DHEC monitors and EPA's Viper wireless remote monitoring system.

Project Name: H₂S in South Carolina



From: 6/28/22
12:00 AM

To: 6/28/22
11:59 PM

Tom Stevens Rd							
Instrument	Analyte	ATSDR MRL Exceedance?	Number of Readings	Number of Detections	Concentration Range	Period Average	ATSDR MRL
SPM Flex 1	H ₂ S	No	2880	47	0 - 16 ppb	0.09 ppb	70 ppb

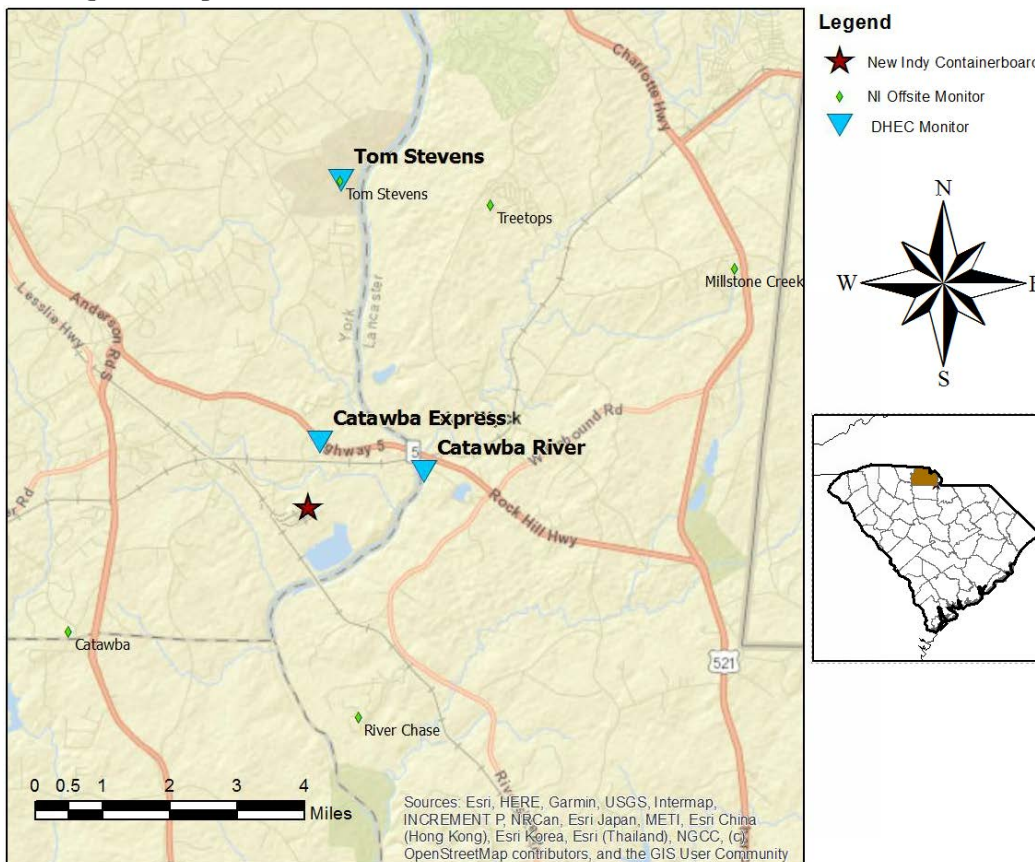
Catawba River							
Instrument	Analyte	ATSDR MRL Exceedance?	Number of Readings	Number of Detections	Concentration Range	Period Average	ATSDR MRL
SPM Flex 3	H ₂ S	No	2880	0	0 - 0 ppb	0 ppb	70 ppb

Catawba Express							
Instrument	Analyte	ATSDR MRL Exceedance?	Number of Readings	Number of Detections	Concentration Range	Period Average	ATSDR MRL
SPM Flex 2	H ₂ S	No	2879	161	0 - 3 ppb	0.09 ppb	70 ppb

Notes:

Hydrogen sulfide concentrations presented in this data summary table are converted from parts per million, the instrument readout units, to parts per billion. The SPM FLEX Minimum Detectable Limit (MDL) is 1 ppb of Hydrogen Sulfide.

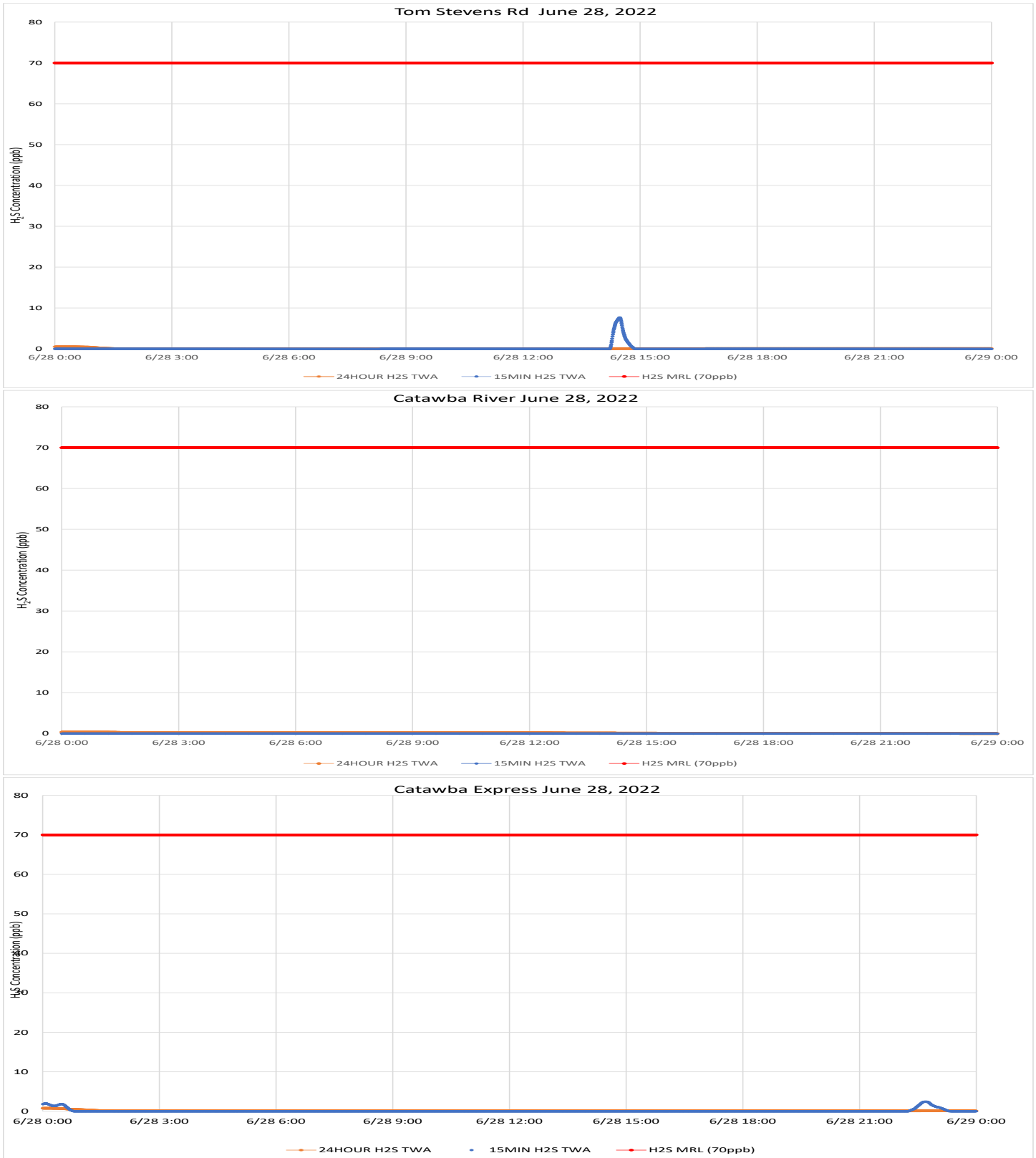
- ATSDR MRL Agency for Toxic Substances and Disease Registry Minimal Risk Level - Acute Exposure (<14 days)
- H₂S Hydrogen Sulfide
- hr Hour
- ppb Parts per billion
- MRL Exceedance Defines if the 24-hr TWA exceeded the MRL at any time during the period of this report
- SPM Single Point Monitor
- TWA Time Weighted Average



H₂S in South Carolina

Hydrogen Sulfide 15-min and 24-hr Time Weighted Average Graphs

Winds were again calm in the late night and early morning hours. From morning to evening, wind was from the north northeast to east northeast.



Notes: Time is Eastern Daylight Time H₂S – Hydrogen Sulfide MRL – Minimal Risk Level ppb – Parts per billion

Air Monitoring Summary Tables

This table summarizes monitoring data collected using DHEC monitors and EPA's Viper wireless remote monitoring system.

Project Name: H₂S in South Carolina



From: 6/29/22
12:00 AM

To: 6/29/22
11:59 PM

Tom Stevens Rd							
Instrument	Analyte	ATSDR MRL Exceedance?	Number of Readings	Number of Detections	Concentration Range	Period Average	ATSDR MRL
SPM Flex 1	H ₂ S	No	2880	221	0 - 5 ppb	0.17 ppb	70 ppb

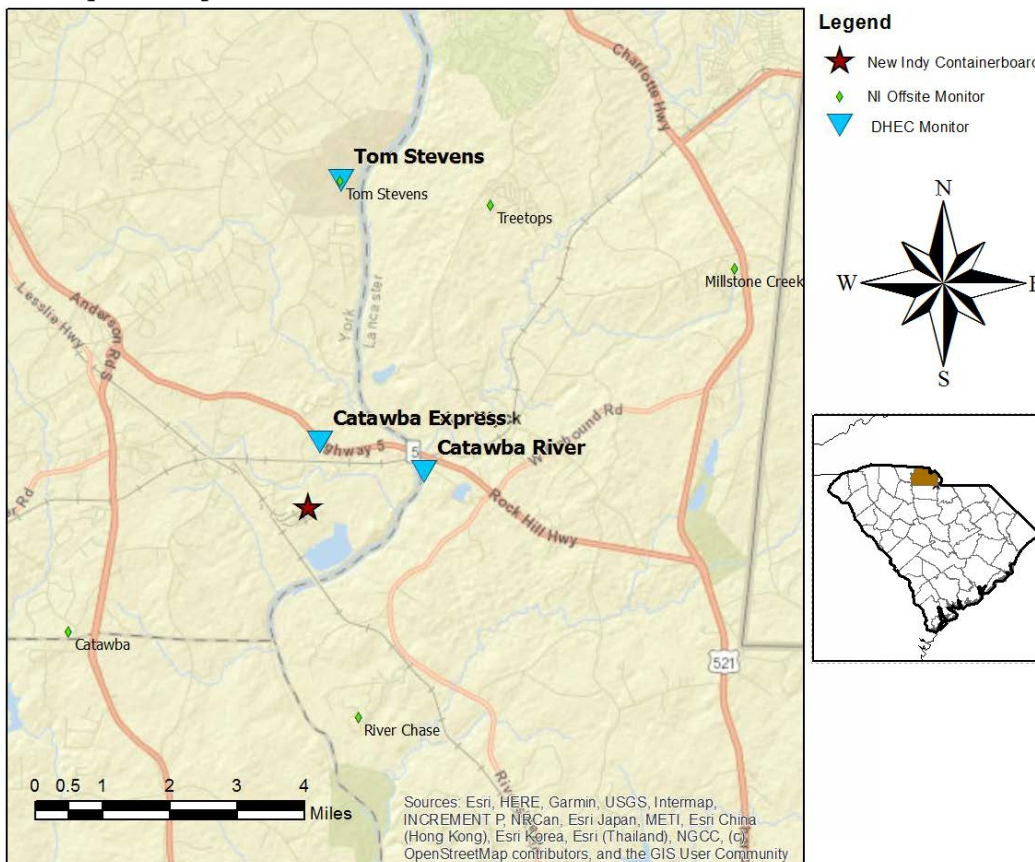
Catawba River							
Instrument	Analyte	ATSDR MRL Exceedance?	Number of Readings	Number of Detections	Concentration Range	Period Average	ATSDR MRL
SPM Flex 3	H ₂ S	No	2880	386	0 - 13 ppb	0.58 ppb	70 ppb

Catawba Express							
Instrument	Analyte	ATSDR MRL Exceedance?	Number of Readings	Number of Detections	Concentration Range	Period Average	ATSDR MRL
SPM Flex 2	H ₂ S	No	2881	1327	0 - 14 ppb	1.71 ppb	70 ppb

Notes:

Hydrogen sulfide concentrations presented in this data summary table are converted from parts per million, the instrument readout units, to parts per billion. The SPM FLEX Minimum Detectable Limit (MDL) is 1 ppb of Hydrogen Sulfide.

- ATSDR MRL Agency for Toxic Substances and Disease Registry Minimal Risk Level - Acute Exposure (<14 days)
- H₂S Hydrogen Sulfide
- hr Hour
- ppb Parts per billion
- MRL Exceedance Defines if the 24-hr TWA exceeded the MRL at any time during the period of this report
- SPM Single Point Monitor
- TWA Time Weighted Average



H₂S in South Carolina

Hydrogen Sulfide 15-min and 24-hr Time Weighted Average Graphs

Except for a brief period around 9:00AM, winds were from the south southwest to west southwest.



Notes: Time is Eastern Daylight Time H₂S – Hydrogen Sulfide MRL – Minimal Risk Level ppb – Parts per billion

There was an interruption in data received from the Tom Stevens site extending into the morning of 7/1. The period average in the table for that site represents only the period indicated in the table and graph.

Air Monitoring Summary Tables

This table summarizes monitoring data collected using DHEC monitors and EPA's Viper wireless remote monitoring system.

Project Name: H₂S in South Carolina



From: 6/30/22
12:00 AM

To: 6/30/22
11:59 PM

Tom Stevens Rd 0000 - 1537							
Instrument	Analyte	ATSDR MRL Exceedance?	Number of Readings	Number of Detections	Concentration Range	Partial Period Average	ATSDR MRL
SPM Flex 1	H2S	No	1876	9	0 - 1 ppb	0 ppb	70 ppb

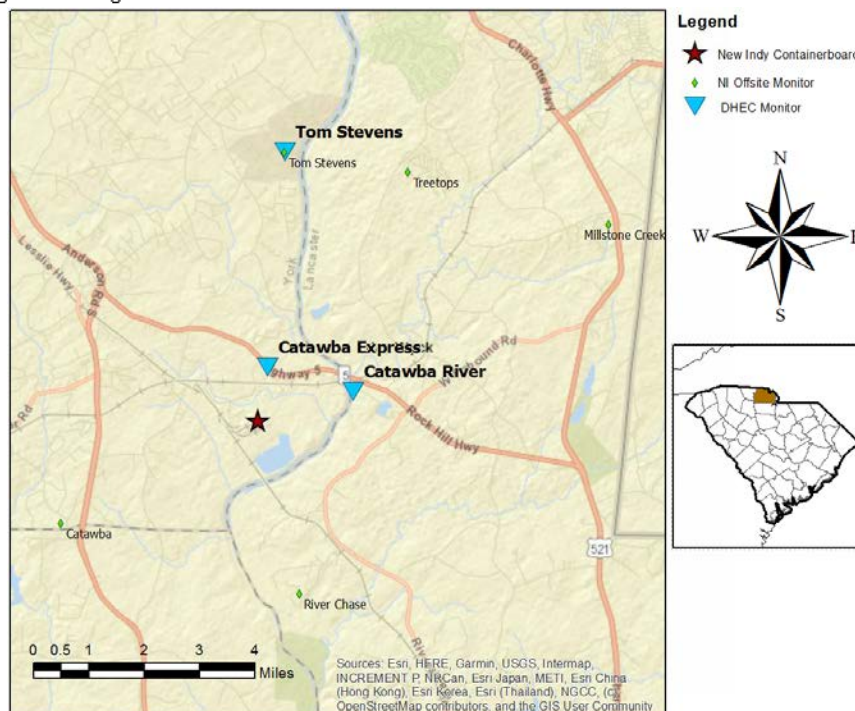
Catawba River							
Instrument	Analyte	ATSDR MRL Exceedance?	Number of Readings	Number of Detections	Concentration Range	Period Average	ATSDR MRL
SPM Flex 3	H2S	No	2880	2	0 - 1 ppb	0 ppb	70 ppb

Catawba Express							
Instrument	Analyte	ATSDR MRL Exceedance?	Number of Readings	Number of Detections	Concentration Range	Period Average	ATSDR MRL
SPM Flex 2	H2S	No	2880	1305	0 - 36 ppb	2.41 ppb	70 ppb

Notes:

Hydrogen sulfide concentrations presented in this data summary table are converted from parts per million, the instrument readout units, to parts per billion. The SPM FLEX Minimum Detectable Limit (MDL) is 1 ppb of Hydrogen Sulfide.

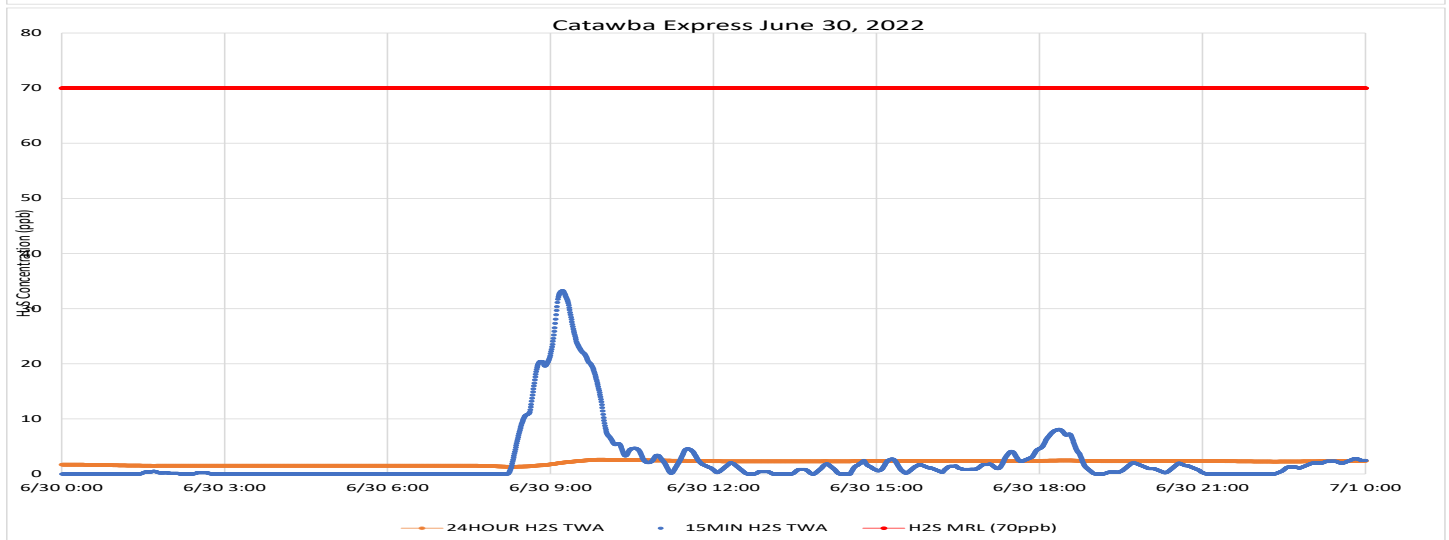
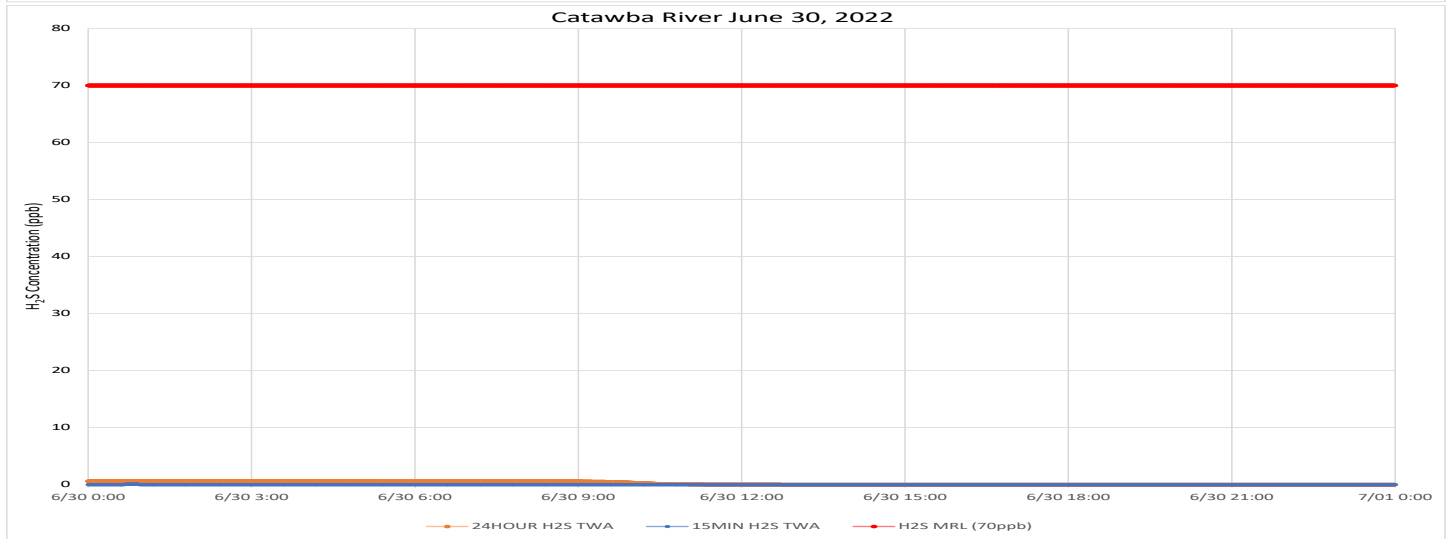
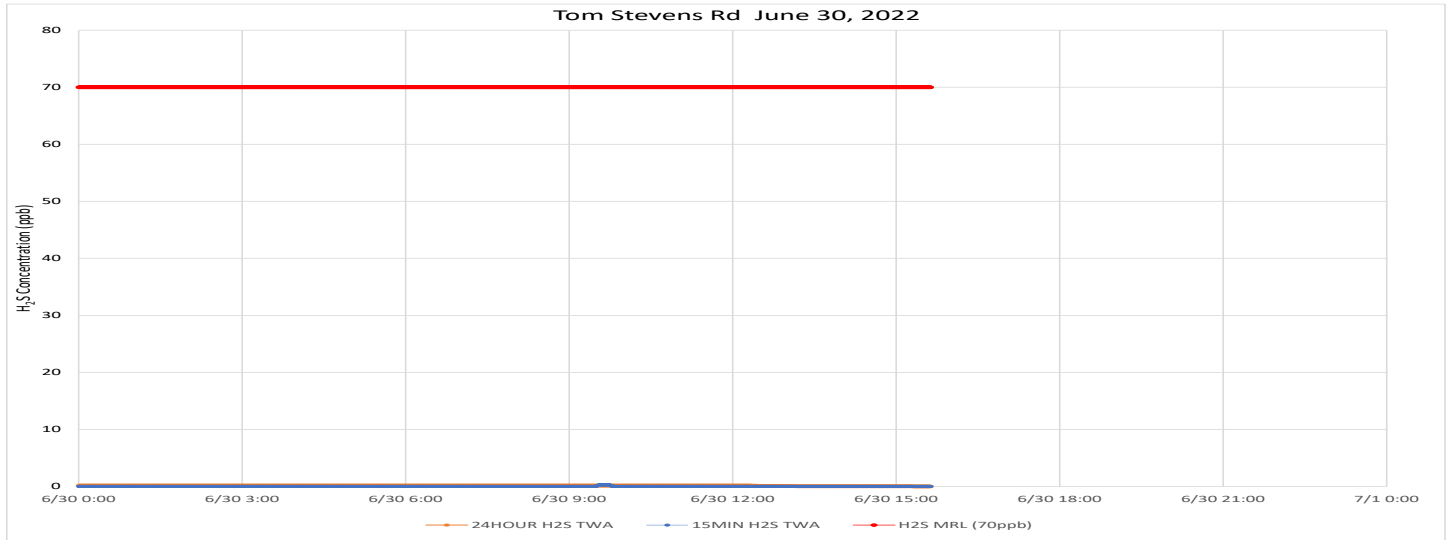
- ATSDR MRL Agency for Toxic Substances and Disease Registry Minimal Risk Level - Acute Exposure (<14 days)
- H₂S Hydrogen Sulfide
- hr Hour
- ppb Parts per billion
- MRL Exceedance Defines if the 24-hr TWA exceeded the MRL at any time during the period of this report
- SPM Single Point Monitor
- TWA Time Weighted Average



H₂S in South Carolina

Hydrogen Sulfide 15-min and 24-hr Time Weighted Average Graphs

Winds were calm through daybreak and light and variable thereafter, primarily from the southeast to south southwest.



Notes: Time is Eastern Daylight Time H₂S – Hydrogen Sulfide MRL – Minimal Risk Level ppb – Parts per billion