

March 20, 2023

Delivered via Trackable Overnight Delivery

Mr. Jeffrey E. Mendenhall
South Carolina Department of Health and Environmental Control
Assessment Section, UST Management Division
Bureau of Land and Waste Management
2600 Bull Street
Columbia, South Carolina 29201

**Subject: Second 2022 Semiannual Monitoring Report
Products (SE) Pipe Line Corporation (PPL)
Lewis Drive Remediation Site
Belton, South Carolina
Site ID #18693, "Kinder Morgan Belton Pipeline Release"**

Dear Mr. Mendenhall,

On behalf of Products (SE) Pipe Line Corporation (PPL), this Second 2022 Semiannual Monitoring Report presents a summary of the work performed at the Lewis Drive Remediation Site in Belton, South Carolina, between July 1, 2022, and December 31, 2022. The activities conducted during this reporting period included select gauging, collection of surface water and groundwater samples for laboratory analysis, and air sparging (AS) system operation/maintenance. These activities were conducted in accordance with the *Request to Modify Groundwater Monitoring and Reporting Schedule in 2022* submitted on October 26, 2021 (Jacobs, 2021a) and agreed upon by the South Carolina Department of Health and Environmental Control (DHEC) on November 12, 2021 (DHEC, 2021a). A revision to the reporting schedule proposing semiannual reports in place of an annual and biannual report was submitted on May 5, 2022, and approved on May 27, 2022, via email correspondence with DHEC. Figure 1 presents a map of the site and sampling locations, including monitoring wells, recovery sumps, recovery wells, and surface water monitoring locations.

1. Summary of Gauging and Product Recovery

Select gauging including product recovery features (recovery sumps and wells) was conducted during the September 2022 semiannual event. Select monitoring wells were gauged during the quarterly event in December 2022. Surface water locations were gauged and sampled monthly during this reporting period from July 2022 through December 2022. During the September 2022 event, the majority of residuum monitoring wells and all recovery features (with the exception of RW-09) had water levels well within their screened intervals to allow the detection of free-phase product, if present, at the site. Groundwater elevations in the residuum aquifer, along with stream elevations, are presented on Figure 2A. Groundwater elevations in the bedrock aquifer are presented on Figure 2B. Field observations made during this reporting period are summarized in Table 1 with stream and groundwater elevations tabulated in Table 2.

Water levels from the September 2022 gauging event were used to develop potentiometric surface maps for the site (Figures 2A and 2B). Groundwater potentiometric levels in both the residuum (Figure 2A) and bedrock (Figure 2B) aquifers mimic the topography of the site and generally flow from higher to lower topography. Cupboard Creek flows intermittently, indicating the primary direction of groundwater flow is northeast toward Browns Creek. The September 2022 water table configurations and potentiometric levels are consistent with previous findings.

All remaining continuous product recovery canisters were removed during the March 2022 annual event due to lack of product detected at the site and replaced with absorbent socks. The modification of the product recovery activities are in agreement with the *Request for Modification of Product Recovery Activities* submitted on October 24, 2021 (Jacobs, 2021b) and agreed to by DHEC on November 12, 2021 (DHEC, 2021b). Product gauging and recovery will continue semiannually, with the next event scheduled for March 2023.

No measurable product was detected at any of the monitoring well locations, and only detected at three recovery features during this reporting period, ranging from 0.01 foot in RW-05 to 0.13 foot in RW-04. Well gauging data are presented in Table 2. Hydrographs for select monitoring wells and recovery features that are representative of approximate product thickness trends are provided in Attachment A.

2. Summary of Surface Water Results

Inspections of surface water features were performed monthly at the site during this reporting period. No signs of distressed vegetation or hydrocarbon sheens were observed during the surface water inspections for this reporting period. The inspection route of surface water features is presented on Figures 1, 2A, and 2B. Field observations documented during this reporting period are summarized in Table 1.

The stream aerators at Browns Creek were being turned off for a 24-hour period prior to conducting site surface water sampling. Due to low water levels from the removal of two beaver dams in February 2022, the stream aerators were turned off on April 22, 2022, and may resume operation when conditions allow. Monthly surface water samples were analyzed for benzene, toluene, ethylbenzene, and xylenes (BTEX), naphthalene, and methyl tertiary butyl ether (MTBE) using U.S. Environmental Protection Agency (EPA) Method 8260D.

During this reporting period, dissolved hydrocarbons were detected in surface water at 3 of the 13 locations sampled: SW-02, SW-04, and SW-13 (Table 3A). Benzene was the only constituent that exceeded the surface water standard for protection of human health for consumption of water and organisms (2.2 micrograms per liter [$\mu\text{g/L}$]; DHEC, 2014) and was isolated to SW-02. Surface water sample results are summarized in Table 3A; historical data for surface water samples are summarized in Table 3B. BTEX trends for surface water sampling locations SW-01, SW-02, SW-04, SW-08, SW-09, SW-12, and SW-13 are presented in Attachment B. The trend graphs for locations SW-01, SW-12, and SW-13 show a data gap during this reporting period due to lack of flow in Browns Creek that did not allow for sample collection. Flow in the creek was impacted by the removal of the beaver dam in the culvert under the Lewis Drive and a beaver dam north of Lewis Drive by the county in February 2022, causing the creek waters to diminish and in some areas disappear. Laboratory analytical reports for surface water samples and chain-of-custody (COC) records are included in Attachment D.

3. Summary of Groundwater Results

Two groundwater sampling events were performed between July 1, 2022, and December 31, 2022. Gauging was performed at select wells during both the September and December 2022 events. During these two sampling events, wells were gauged using an oil-water interface probe to measure the depth to water and test for the presence and thickness (if detected) of product. The oil-water interface probe was decontaminated before each use and after the final measurement. Monitoring wells without free product were sampled during this reporting period using either a HydraSleeve or low-flow peristaltic pump in accordance with the Quality Assurance Project Plan (QAPP), Revision 4 (CH2M-Jacobs, 2018). Samples were analyzed for BTEX, 1,2-dichloroethane, MTBE, and naphthalene using EPA Method 8260D. Groundwater sample results are summarized in Table 4A; historical data for groundwater samples are summarized in Table 4B.

Groundwater monitoring results during the second half of 2022 demonstrate continued decreases in dissolved concentrations of hydrocarbons at MW-14B and MW-50B (Hayfield Zone), at MW-23, MW-57, and MW-58 (Cupboard Creek Protection Zone [CCPZ]) and at MW-38, MW-38B, and MW-39 (Browns Creek Protection Zone [BCPZ]). Areas showing increased concentrations during this reporting period event are localized to the Hayfield Zone (MW-09, MW-13B, MW-16, and MW-18). These increases in the Hayfield Zone wells are likely associated with the horizontal air sparge (HAS) shutdown for the product rebound test conducted during this reporting period. Expansion of the HAS system was completed between August and October 2021 and started up in June 2022 as described by Jacobs in the *Corrective Action Plan Addendum #2* submitted on May 24, 2021 (Jacobs, 2021c) and approved by DHEC in correspondence dated June 29, 2021 (DHEC, 2021c) to address the increased hydrocarbon concentrations in the BCPZ and CCPZ areas. The HAS expansion wells became operational on June 20, 2022. Most bedrock wells, including those in the Shallow Bedrock Zone (SBZ), are outside the influence of vertical air sparge (VAS) wells and HAS wells and yet have stable dissolved concentrations.

Although site-specific groundwater cleanup targets have not been established, groundwater analytical results are screened against the risk-based screening levels listed in the South Carolina *Quality Assurance Program Plan for the Underground Storage Tank Management Division*, Table D1 (DHEC UST Management Division, 2016), referred to as Target Screening Levels (TSLs). The results for this reporting period are provided in Table 4A, shown on Figures 3A and 3B, and summarized in the following sections. Historical groundwater analytical results are provided in Table 4B.

Trend plots for select groundwater monitoring wells are included in Attachment C. Note that the gray shaded area on the trend plots indicates the operational period of the AS system for wells estimated to be within the area of influence of the AS system, and monitoring wells that have been nondetect or below TSLs since well installation are not presented. Additionally, in preparation for the startup of the system expansion wells HAS-4 through HAS-6, the VAS wells were shut down on May 19, 2022, to monitor baseline conditions in wells within 80 feet of HAS-4 through HAS-6. Cupboard Creek VAS wells resumed operations on June 29, 2022, while Browns Creek VAS wells remain off to monitor effectiveness of HAS-4 and HAS-5. Laboratory analytical reports and COC records for this reporting period are provided in Attachment D.

3.1 Browns Creek Protection Zone

Remediation in the BCPZ during the second half of 2022 shows dissolved concentrations below TSLs or nondetect in 11 of the 21 monitoring wells sampled in September 2022. MW-15 was dry in September 2022, while four locations (MW-34, MW-43, MW-43B, and MW-49) were not sampled, in accordance with DHEC approved sampling schedule (DHEC, 2021a). The remaining five wells showed exceedances of benzene, MTBE, or both (MW-12, MW-15B, MW-25B, MW-38, and MW-38B).

- Dissolved concentrations in residuum and bedrock wells side-gradient of and within the influence of the AS system have decreased or remained stable since the last quarterly event with the exception of MW-12, with a benzene exceedance of 18.4 µg/L. MW-15B continues to have exceedances of benzene and MTBE since the last reporting period, showing an overall decreasing trend since November 2021, but with a slight increase in December 2022.
- The installation of downgradient monitoring well MW-38B was completed on April 14, 2020, and concentrations remained stable since July 2020. However, since June of 2022, benzene concentrations have decreased by 2 orders of magnitude, with benzene below detection limits for the first time since the well was installed. MTBE continues to exceed its TSL but with a concentration decrease of 47 percent.
- Downgradient monitoring well MW-38 concentrations showed a decreasing trend since the last reporting period in June 2022 with benzene decreasing by 97.1 percent.
- Downgradient monitoring well MW-25B concentrations showed slight increases during this reporting period, with benzene slightly above its TSL at 9.55 µg/L.
- Downgradient monitoring well MW-39 concentrations continued to decrease in 2022 and were nondetect for all analyzed compounds for the first time since it was initially sampled in December 2016.

3.2 Cupboard Creek Protection Zone

Dissolved concentrations in the CCPZ during this reporting period have decreased or stabilized in all residuum and bedrock wells. The only locations with TSL exceedances are MW-20 and MW-56. MW-19 was not sampled due to insufficient water.

- MW-20 is within the influence of the vertical AS curtain and has shown stable BTEX concentrations since the March 2022 event with exceedances of benzene, ethylbenzene, and toluene.
- MW-23 is downgradient and outside of the vertical AS curtain's area of influence and concentrations have shown a decreasing trend since the last reporting period, with constituents being nondetect for the first time since December 2018.
- During this second semiannual reporting period, BTEX concentrations at MW-46 have remained nondetect with MTBE falling below its TSL for the first time since well installation in December 2017. MW-57 concentrations also showed a decreasing trend during this reporting period with all constituents being nondetect or below TSL for the first time since November 2020.

- Benzene concentrations at MW-56 have fluctuated during 2022 but show an overall stable trend, while MTBE concentrations have decreased throughout 2022. Both benzene and MTBE concentrations continue to exceed their respective TSLs.
- The installation of downgradient monitoring well MW-60 was completed on April 7, 2020. The dissolved hydrocarbon concentrations have remained nondetect or below TSLs since November 2020.
- As part of the additional delineation of dissolved hydrocarbon concentrations in the Cupboard Creek area, installation of residuum wells MW-58, MW-59, MW-62, and MW-63 and bedrock well MW-61B were conducted during the summer of 2021. Since installation, dissolved hydrocarbon concentrations at MW-59, MW-61B, MW-62, and MW-63 have remained nondetect or below TSLs with the exception of MW-58. Concentrations at MW-58 have fluctuated since November 2021 but have shown a decreasing trend during this reporting period. Concentrations are currently nondetect or below TSLs for the first time since well installation in May 2021.
- Constituents were nondetect in monitoring wells MW-23B, MW-26, MW-26B, and MW-29.

Expansion of the AS system at Cupboard Creek to address dissolved hydrocarbon concentrations in the CCPZ in areas not directly influenced by the current AS system was conducted in the fall of 2021. Connection of HAS-6 to the system compound was completed in May 2022 but is not yet operational due to surfacing of air along the well screen. A mitigation plan was developed, and on December 7, 2022, a slipline was installed within HAS-6 as discussed in the Additional Activities section; however, additional mitigation will be necessary before HAS-6 is fully operational.

3.3 Hayfield Zone

In September 2022, 11 of the 15 residuum monitoring wells sampled were nondetect or below TSLs. MW-07, MW-13, MW-17, MW-45, and MW-54 were not sampled due to insufficient water. During the quarterly event in December 2022, six residuum monitoring wells were sampled in the Hayfield Zone with concentrations in MW-02, MW-16, and MW-18 exceeding TSLs. In October 2020, the HAS system was shut down to conduct a product rebound study in accordance with the request letter submitted to DHEC on August 24, 2020 (Jacobs, 2020), and approved by DHEC in letter correspondence dated September 28, 2020 (DHEC, 2020c). During this reporting period, the following locations showed increased dissolved hydrocarbon concentrations – MW-16 and MW-18, both of which are within the AS system area of influence. MW-02, also within the AS system influence area, has shown stable concentrations. No free product was detected at any of the monitoring wells.

- MW-02 is within the AS system area of influence. BTEX concentrations at MW-02 have remained stable in 2022 with a benzene detection slightly above the TSL at 5.25 µg/L.
- MW-09 is within the AS system area of influence and has shown increases in dissolved hydrocarbon concentrations since the March 2022 sampling event, with benzene and naphthalene exceeding their respective TSLs in September 2022 but nondetect in December 2022.
- BTEX concentrations in MW-14 have continued to remain nondetect since the November 2021 sampling event.

- MW-16 and MW-18 are within the AS system area of influence. Both have shown an increase in dissolved hydrocarbon concentrations in 2022 with benzene, toluene, MTBE and naphthalene exceeding their respective TSLs.
- Of the 9 bedrock wells sampled during the September 2022 event, dissolved concentrations were above TSLs in four of the wells which are outside the AS system area of influence. Benzene concentrations range from 7.3 µg/L (MW-14B) to 4,470 µg/L (MW-17B). All other bedrock wells in the Hayfield Zone were nondetect or below TSLs during the September 2022 event. During the December 2022 quarterly event, dissolved concentrations were only detected in MW-17B.
 - MW-17B, which is upgradient of the Cupboard Creek AS curtain, has shown stable BTEX concentrations during the second semiannual event with benzene, toluene, naphthalene, and MTBE exceeding their respective TSLs.
 - Benzene and MTBE both exceed their respective TSLs in MW-13B with benzene concentrations doubling since the March 2022 annual event. Ethylbenzene, toluene, and total xylenes remain below their respective TSLs. The expansion of the HAS system, downgradient of MW-13/MW-13B, was conducted in the fall of 2021 with the intention of addressing these concentrations and serve as a treatment barrier for downgradient waterbodies such as Browns Creek. The expanded HAS system became operational on June 20, 2022.
 - Dissolved concentrations of hydrocarbons in MW-14B showed a slight increase during the first half of 2022 but have since decreased, with concentrations below TSL or nondetect in December 2022. The expansion of the HAS system, downgradient of MW-14/MW-14B, was conducted in the fall of 2021 with the intention of addressing these concentrations and serve as a treatment barrier for downgradient waterbodies such as Browns Creek. The expanded HAS system became operational on June 20, 2022.
 - Benzene concentrations in MW-50B have decreased by 96.5 percent since the last event in March 2022 with benzene and MTBE above their respective TSLs. The expansion of the HAS system, downgradient of MW-50B, was conducted in the fall of 2021 with the intention of addressing these concentrations and serve as a treatment barrier for downgradient waterbodies such as Browns Creek. The expanded HAS system became operational on June 20, 2022.

3.4 Shallow Bedrock Zone

The residuum and bedrock wells in the SBZ have been nondetect or below TSLs during the second semiannual reporting period with the exception of MW-11. The BTEX concentrations at this location have remained stable since the last reporting period in June 2022. Benzene, toluene, and ethylbenzene remain above their respective TSLs. MW-11 is in the expanded AS system area of influence. The AS system is expected to influence BTEX groundwater concentrations within the MW-11 area and downgradient of MW-11 (Figure 3A).

4. Summary of Air Sparging System Operation/Maintenance and Efficiency

The average runtime for the AS system that was intended to be operational during the second semiannual event was 98.1 percent. Air compressor downtime during this reporting period was associated with routine maintenance visits and sampling.

The surface aerators in Browns Creek have not operated since April 22, 2022, due to very low water levels from the removal of two beaver dams in February 2022. Since the system expansion was completed on June 23, 2022, HAS-4 and HAS-5 have been brought up to design flow capacity during this reporting period. HAS-6 remains off due to air surfacing along the well screen interval. VAS wells in the CCPZ resumed operation on June 29, 2022, while a plan to mitigate HAS-6 is being developed.

In accordance with DHEC approval, in a letter dated September 28, 2020 (DHEC, 2020c), HAS-1 through HAS-3 were shut down for rebound analysis on October 1, 2020. With HAS-1 through HAS-3 not operating, only one compressor has been operating since October 1, 2020. With only one compressor needed to operate the system, the compressors were rotated so that only one compressor was operating at a time. With reduced runtime hours, scheduled maintenance services could be reduced from quarterly to semiannually.

Activities associated with operation and maintenance of the AS system are summarized by remediation area as follows:

- BCPZ: VAS wells did not operate during this reporting period to allow continued collection of operation and performance data for HAS-4 and HAS-5. Air was not injected into two surface water submersible diffusion aerators installed in Browns Creek during this reporting period due to low water levels attributed to the removal of two beaver dams in February 2022. The stream aerators were turned off on April 22, 2022 and may resume operation when conditions allow.
- CCPZ: AS was performed using a curtain of 24 VAS wells screened between 9.5 and 31.2 feet below ground service (bgs) at an average flow rate of 6.72 standard cubic feet per minute (scfm) per sparging well during this reporting period. In preparation for the startup of the system expansion wells HAS-4 through HAS-6, the VAS wells were shut down on May 19, 2022, and resumed operation on June 29, 2022, when HAS-4 and HAS-5 reached full operating capacity. VAS wells in the CCPZ will remain in operation while a plan to mitigate HAS-6 is being developed. Two weeks prior to the restart of HAS-6, VAS wells in the CCPZ will be turned off, and will resume operations when HAS-6 reaches full operating capacity or potentially a lesser but functional capacity.
- Hayfield Zone: AS was not performed during this reporting period.

5. Additional Activities

The following additional activities were performed from July 2022 through December 2022:

- Two weeks prior to startup of HAS-4 and HAS-5 in BCPZ, and HAS-6 in CCPZ, vertical sparge wells were deactivated and baseline headspace soil volatile organic compound concentrations, groundwater elevations, and dissolved oxygen concentrations were measured in monitoring wells within 80 feet of the horizontal wells. HAS-4, HAS-5, and HAS-6 were started on June 20,

2022, at flow rates of 30 to 40 scfm. Surfacing of air was noticed along HAS-6 (Cupboard Creek) upon startup and the three horizontal wells were shut down. HAS-4 and HAS-5 were then started up slowly over a period of 6 weeks and progressed from 10 scfm to 50 scfm. As of December 31, 2022, HAS-4 and HAS-5 (Browns Creek) are operating at 150 and 220 scfm, respectively. A plan is currently being developed to remedy the surfacing at HAS-6 before it is restarted as discussed in the Path Forward section below.

- Performance monitoring of wells within the area of influence of HAS-4 and HAS-5 was conducted between July and December 2022. Water levels, dissolved oxygen, and photo-ionization detector readings were collected during routine site walks to monitor the effectiveness of HAS-4 and HAS-5.
- On December 7, 2022, a 1.5-inch diameter Schedule 40 PVC pipe (slipline) was installed within HAS-6 in an attempt to push air 50 feet past the aperture of the surfacing location. HAS-6 was tested on December 8, 2022 and was shown to be unsuccessful with minor surfacing at the original surfacing location. HAS-6 will remain deactivated until a Nationwide Permit 18 can be acquired for activities associated with grouting the aperture(s).
- An update to the Conceptual Site Model (CSM) is in draft as of September 2022. The CSM update is expected to be complete by second quarter 2023.
- The initial Lewis Drive wetland delineation was conducted in December 2014 and January 2015. An update to the delineation along Browns Creek was completed on June 6, 2019. The most recent update to the wetland delineation occurred between October 4 – 5, 2022. The jurisdictional boundaries of aquatic resources and protected species habitats were collected and documented electronically with a tablet and an external high accuracy global navigation satellite system (GNSS) receiver; aquatic resources were not physically flagged in the field.
- *Request to Abandon Vertical Bedrock Sparging and Temporary Piezometer Wells* was submitted to DHEC on October 3, 2022 (Jacobs, 2022a) and approved by DHEC on October 12, 2022 (DHEC, 2022a). Well abandonments are scheduled to occur in January 2023.
- *Request to Modify Groundwater Monitoring and Reporting Schedule in 2023* was submitted to DHEC on November 28, 2022 (Jacobs, 2022b) and accepted by DHEC via email on December 21, 2022 (DHEC, 2022b).
- A revision to the site-specific quality assurance plan is scheduled to be completed during the second quarter of 2023.

6. Summary of Findings

The following conclusions are based on site work performed during the reporting period between July 1, 2022 and December 31, 2022:

- Product thickness values have declined to negligible levels in both recovery and nonrecovery features across the site. During both gauging events this reporting period, only RW-03, RW-04, and RW-05 had measurable product during the September 2022 event ranging from 0.01 foot in RW-05 to 0.13 foot in RW-04.

- Remedial efforts continue to be effective at reducing dissolved concentrations of hydrocarbons in groundwater across the site with limited impacts remaining outside the AS system area of influence, upgradient of Browns Creek and Cupboard Creek. Of the 60 residuum and bedrock well groundwater samples analyzed during the September 2022 event and 25 groundwater samples analyzed during the December 2022 event, 47.5 percent and 64 percent of the wells respectively were nondetect or below TSLs for constituents analyzed. Benzene concentrations in MW-38, and MW38B (BCPZ) showed significant decreases this reporting period with benzene decreasing by 97.1 percent in MW-38 and decreasing by 2 orders of magnitude in MW38B. Dissolved hydrocarbon concentrations in MW-39 (BCPZ) are nondetect for the first time since it was initially sampled in December 2016. Additionally, benzene concentrations in MW-23 and MW-58 (CCPZ) have decreased significantly this reporting period with benzene being nondetect for the first time since December 2018 for MW-23 and since well installation for MW-58. In the Hayfield Zone, only MW-16, MW-18, and MW-13B have shown an increase in dissolved hydrocarbon concentrations. MW-50B, which is outside the AS area of influence, has shown a decrease in benzene concentration by 96.5 percent since March 2022.

Oxidant injections were conducted in the BCPZ and CCPZ areas in August 2019 to address dissolved concentrations outside the AS area of influence at monitoring wells MW-46, MW-56, and MW-57 in the CCPZ and MW-38 in the BCPZ. None of these monitoring wells have shown increases in benzene concentrations during this reporting period. Additionally, each of the CCPZ downgradient monitoring wells installed in the summer of 2021 (MW-58, MW-59, MW-61B, MW-62, and MW-63) are nondetect or below TSLs for constituents analyzed for the first time since installation. An expansion of the HAS system was approved by DHEC in correspondence dated June 29, 2021 (DHEC, 2021c) to address hydrocarbon concentrations in these two areas. The system was installed during the fall of 2021 and HAS-4 and HAS-5 became operational on June 20, 2022. HAS-6 was started on June 20, 2022, but was turned off due to air surfacing along the screened interval. A mitigation plan was developed for HAS-6 and a slipline was installed within HAS-6 on December 7, 2022. Further mitigation is required prior to operation of HAS-6, and additional mitigation plans have been developed. Concentrations within the intended new areas of influence will be monitored at BBPZ and at CCPZ upon the successful startup of HAS-6.

- In the Hayfield Zone the TSL exceedances are located outside the AS system area of influence and are found in bedrock monitoring wells (MW13B, MW17B, and MW-50B) showing exceedances for benzene and MTBE as well as toluene and naphthalene in MW-17B. Exceedances within the AS system area of influence are found in residuum wells (MW-02, MW-16, and MW-18) with exceedances of benzene, toluene, MTBE, and naphthalene at MW-16 and MW-18 and benzene and naphthalene only at MW-02. Rebound monitoring is ongoing for this area of the site. The increases in the Hayfield Zone wells may be associated with the HAS shutdown in October 2020 for the product rebound test. Groundwater sample results from this reporting period will be reviewed with DHEC to determine the future status of the Hayfield Zone treatment as agreed upon in the April 21, 2022 meeting with DHEC (Jacobs, 2022c).
- Cupboard Creek and Browns Creek both have upgradient AS treatment zones, and although there has been fluctuation in concentrations, benzene was nondetect or below TSL at each surface water sampling location with the exception of SW-02 this reporting period.

- The AS system was operating at 98.1 percent for the reporting period. Operating flows in the CCPZ VAS wells and HAS-04 and HAS-05 were maintained at approximately 45 percent and 29 percent of design flow capacity, respectively.

7. Path Forward

Future activities planned for the Lewis Drive site include the following:

- Ongoing monitoring and reporting will be conducted according to a revised groundwater and surface water monitoring and reporting plan, covering the time period from January 1, 2023, to December 31, 2023. Groundwater concentration trends in the monitoring well network will continue to be assessed to improve the monitoring well network, optimize the AS system, identify areas for potential additional remediation, or any combination of the three.
- The Conceptual Site Model (CH2M, 2015) will be updated to include data from the subsequent site assessment and remediation activities. Activities included bedrock sparging testing, and the installation of monitoring wells, soil borings, and biosparging wells.
- The Quality Assurance Project Plan (Revision 5) (CH2M-Jacobs, 2018) will be reviewed and updated, if necessary, in the second quarter of 2023.
- A plan to mitigate surfacing of air along HAS-6 is being developed. The plan will also address procedures that will be implemented to potentially allow HAS-6 to be restarted and operate at its designed capacity or potentially a lesser but functional capacity.
- In October 2020, HAS-1 through HAS-3 were deactivated to assess rebound in the Hayfield Zone. A meeting with DHEC is scheduled for March 2023 and discussions on how to address the Hayfield Zone will take place during the meeting.

8. References

CH2M HILL Engineers, Inc. (CH2M). 2015. *Site Assessment Report*. September.

CH2M HILL Engineers, Inc. (CH2M-Jacobs). 2018. *Quality Assurance Project Plan, Revision 4. Addendum to the DHEC UST Programmatic Quality Assurance Program Plan for Plantation Pipe Line Company/Site ID No. 18693*. February 9.

Jacobs Engineering Group Inc. (Jacobs). 2020. *Notification of Planned Horizontal Well Sparging Shutdown to Monitor Rebound*. August 24.

Jacobs Engineering Group Inc. (Jacobs). 2021a. *Request to Modify Groundwater Monitoring and Reporting Schedule in 2022*. October 26.

Jacobs Engineering Group Inc. (Jacobs). 2021b. *Request for Modification of Product Recovery Activities*. October 24.

Jacobs Engineering Group Inc. (Jacobs). 2021c. *Corrective Action Plan Addendum #2*. May 24.

Jacobs Engineering Group Inc. (Jacobs). 2022a. *Request to Abandon Vertical Bedrock Sparging and Temporary Piezometer Wells*. October 3.



March 20, 2023

Subject: Second 2022 Semiannual Monitoring Report

Jacobs Engineering Group Inc. (Jacobs). 2022b. *Request to Modify Groundwater Monitoring and Reporting Schedule in 2023*. November 28.

Jacobs Engineering Group Inc. (Jacobs). 2022c. Lewis Drive Status Update Meeting with DHEC– Action Items list. April 21.

South Carolina Department of Health and Environmental Control (DHEC). 2014. *R. 61-68, Water Classifications & Standards*. June 27.

South Carolina Department of Health and Environmental Control (DHEC). 2020a. Monitoring Well Approval Form, Approval #: MW-12274. January 23.

South Carolina Department of Health and Environmental Control (DHEC). 2020b. Monitoring Well Approval Form, Approval #: MW-12377. April 27.

South Carolina Department of Health and Environmental Control (DHEC). 2020c. Review of *Request to Conduct Shallow Bedrock Zone Air Sparge Test and Notification of Planned Horizontal Well Sparging Shutdown to Monitor Rebound. Lewis Drive Remediation Site, Plantation Pipe Line Company, Belton, South Carolina. Site ID Number 18693, "Kinder Morgan Belton Pipeline Release."* September 28.

South Carolina Department of Health and Environmental Control (DHEC). 2021a. Approval of *Request to Modify Groundwater Monitoring and Reporting Schedule in 2022*. November 12.

South Carolina Department of Health and Environmental Control (DHEC). 2021b. Approval of *Request for Modification of Product Recovery Activities*. November 12.

South Carolina Department of Health and Environmental Control (DHEC). 2021c. Approval of *Corrective Action Plan Addendum #2*. June 29.

South Carolina Department of Health and Environmental Control (DHEC). 2022a. Approval of *Request to Abandon Vertical Bedrock Sparging and Temporary Piezometer Wells*. October 12.

South Carolina Department of Health and Environmental Control (DHEC). 2022b. Approval of *Request to Modify Groundwater Monitoring and Reporting Schedule in 2023*. December 21.

South Carolina Department of Health and Environmental Control, Underground Storage Tank Management Division (DHEC UST Management Division). 2016. *Quality Assurance Program Plan for the Underground Storage Tank Management Division*. Title: Programmatic QAPP. Revision Number: 3.1. Revision Date: February 2016. 215 pp.

March 20, 2023

Subject: Second 2022 Semiannual Monitoring Report

If you have any questions regarding this report or the project in general, please call me at (919) 859-5789 or Greg Dempsey/PPL at (770) 751-4143.

Regards



William M. Waldron, P.E.
Program Manager

The material and data presented in this report were prepared consistent with current and generally accepted consulting principles and practices. This work was supervised by the following Jacobs licensed professional.



Tom Wiley, P.G.

South Carolina Registered Professional Geologist No. 2787



March 20, 2023

Date

Copies to: Greg Dempsey, PPL (Digital, Greg_Dempsey@kindermorgan.com)
Mary Clair Lyons, Esq., PPL (Digital, mary_lyons@kindermorgan.com)

Attachments:

Table 1 – Field Observation Log

Table 2 – Groundwater Elevation and Product Thickness Data

Table 3A – Analytical Results for Surface Water, Second Semiannual 2022

Table 3B – Analytical Results for Surface Water, Historical

Table 4A – Analytical Results for Groundwater, Second Semiannual 2022

Table 4B – Analytical Results for Groundwater, Historical

Figure 1 – Site Overview

Figure 2A – Residuum Groundwater and Surface Water Elevation Map

Figure 2B – Bedrock Groundwater Elevation Map

Figure 3A – Groundwater Analytical Results in Residuum Aquifer, September and December 2022

Figure 3B – Groundwater Analytical Results in Bedrock Aquifer, September and December 2022

Attachment A – Product Thickness Trends

Attachment B – Surface Water Analytical Trends

Attachment C – Groundwater Analytical Trends

Attachment D – Laboratory Analytical Reports

Tables

Table 1. Field Observation Log

Products (SE) Pipe Line Corporation

Lewis Drive Remediation Site, Belton, South Carolina

Site ID #18693 "Kinder Morgan Belton Pipeline Release"

Date	Inspect Cupboard Creek Zone and Wetlands South of Calhoun Road (Any odor, sheen, or distressed vegetation? Describe.)	Inspect Browns Creek Upstream and Downstream of the Culvert Under Lewis Drive (Any odor, sheen, or distressed vegetation? Describe.)	Inspect Hayfield Area (Any odor, sheen, or distressed vegetation? Describe.)	Inspect Shallow Bedrock Zone Area (Any odor, sheen, or distressed vegetation? Describe.)	Inspect Hillside Adjacent to and South of SW-02 (Any odor, sheen, or distressed vegetation? Describe.)	Inspect Hillside Adjacent to and South of SW-04 (Any odor, sheen, or distressed vegetation? Describe.)
7/19/2022	Conditions of surfacing area is unchanged. SW-05 is dry. All other areas are good.	Inspected surfacing area caused by HAS wells. Area good. Vegetation dense along hillside near MW-15 and MW-40. Needs to be mowed.	Conditions good.	Two piles of sand and dirt in area. Also some 3 inch HDPE leftover from system expansion.	Conditions good.	Conditions good.
8/15/2022	Conditions good. Surfacing area remains covered with steel plate and traffic cone.	Water levels low on both sides of Lewis Drive. SW-01, SW-04, SW-12, and SW-13 are dry. Surfacing area near HAS-4 unchanged.	Conditions good.	Areas disturbed during site expansion have mature grass growing. Dirt and sand pile remain.	Conditions good.	Conditions good.
9/21/2022	Conditions good. SW-05 is dry.	Water levels remain lower on the south side of Lewis Drive. SW-01, SW-04, SW-12, and SW-13 remain dry.	Conditions good.	Sand carbon pile remains and HDPE from system expansion.	Conditions good. Kudzu growing in area.	Conditions good. Kudzu growing in area.
10/20/2022	Dry conditions. HAS-6 not operating.	Conditions good. Tree has fallen across Browns Creek near MW-40. No beaver activity observed.	Conditions good.	Conditions good. Ground Management expected to remove trash and spread sand pile.	Conditions good.	Conditions good.
11/21/2022	Conditions good. SW-05 is dry.	Tree down over silt fence near MW-40. This will be repaired tomorrow, 11/22/22. SW-01, SW-12, and SW-13 remain dry due to lower water levels.	Conditions good.	Sand carbon pile remains. Also HDPE pile from system expansion.	Conditions good.	Conditions good.
12/13/2022	Site conditions normal; no changes observed.	Site conditions normal; no changes observed.	Site conditions normal; crew observed ~10 paint cans staged at Hayfield gate.	Site conditions normal; no changes observed.	Site conditions normal; no changes observed.	Site conditions normal; no changes observed.

Notes:

HAS = horizontal air sparging

HDPE = high density poly ethylene

ID = identification

MW = monitoring well

SW = surface water

Table 2. Groundwater Elevation and Product Thickness Data*Products (SE) Pipe Line Corporation**Lewis Drive Remediation Site, Belton, South Carolina**Site ID #18693 "Kinder Morgan Belton Pipeline Release"*

Location ID	Date	Depth to Product (ft btoc)	Depth to Water (ft btoc)	Product Thickness (ft)	Top of Casing Elevation (ft amsl)	Groundwater Elevation (ft amsl)	Corrected Groundwater Elevation (ft amsl)
MW-01	9/19/2022		12.54	0	853.0653	850.2458	840.5253
MW-01B	9/19/2022		13.37	0	852.9893	850.4548	839.6193
MW-02	9/19/2022		12.14	0	841.0411	841.2427	828.9011
MW-02	12/12/2022		7.17	0	841.0411	841.2427	833.8711
MW-04	9/19/2022		15.35	0	844.4195	844.5139	829.0695
MW-06B	9/19/2022		15.12	0	852.57	852.42	837.45
MW-07	9/19/2022		13.2	0	853.0165	853.0203	839.8165
MW-07	12/12/2022			0	853.0165	853.0203	
MW-09	9/19/2022		12.11	0	843.632	843.721	831.522
MW-09	12/12/2022		4.78	0	843.632	843.721	838.852
MW-09B	9/19/2022		13.54	0	843.92	843.71	830.38
MW-11	9/19/2022		30.82	0	855.6293	852.3603	824.8093
MW-11	12/12/2022			0	855.6293	852.3603	
MW-12	9/19/2022		14.21	0	834.5326	832.2022	820.3226
MW-12B	9/19/2022		15.65	0	834.9765	832.2594	819.3265
MW-13	9/19/2022		22.02	0	848.8442	845.9266	826.8242
MW-13	12/12/2022			0	848.8442	845.9266	
MW-13B	9/19/2022		23.83	0	849.8226	847.1858	825.9926
MW-14	9/19/2022		17.79	0	838.703	836.4723	820.913
MW-14	12/12/2022		17.57	0	838.703	836.4723	821.133
MW-14B	9/19/2022		16.75	0	840.2004	837.1165	823.4504
MW-14B	12/12/2022		17.68	0	840.2004	837.1165	822.5204
MW-15	9/19/2022		12.88	0	831.0308	828.6784	818.1508
MW-15	12/12/2022		11.51	0	831.0308	828.6784	819.5208
MW-15B	9/19/2022		16.08	0	831.2854	828.6578	815.2054
MW-15B	12/12/2022		15.9	0	831.2854	828.6578	815.3854
MW-16	9/19/2022		12.23	0	847.665	847.634	835.435
MW-16	12/12/2022		12.14	0	847.665	847.634	835.525
MW-17	9/19/2022			0	855.3467	855.3206	
MW-17B	9/19/2022		16.43	0	855.3697	855.373	838.9397
MW-17B	12/12/2022		17.22	0	855.3697	855.373	838.1497
MW-18	9/19/2022		16.04	0	846.8852	846.8221	830.8452

Table 2. Groundwater Elevation and Product Thickness Data*Products (SE) Pipe Line Corporation**Lewis Drive Remediation Site, Belton, South Carolina**Site ID #18693 "Kinder Morgan Belton Pipeline Release"*

Location ID	Date	Depth to Product (ft btoc)	Depth to Water (ft btoc)	Product Thickness (ft)	Top of Casing Elevation (ft amsl)	Groundwater Elevation (ft amsl)	Corrected Groundwater Elevation (ft amsl)
MW-18	12/12/2022		15.37	0	846.8852	846.8221	831.5152
MW-19	9/19/2022		11.78	0	853.9354	851.2326	842.1554
MW-20	9/19/2022		12.7	0	852.8853	853.0717	840.1853
MW-20	12/12/2022		12.78	0	852.8853	853.0717	840.1053
MW-21	9/19/2022		16.8	0	855.7672	855.6813	838.9672
MW-22	9/19/2022		9.95	0	854.6018	854.6217	844.6518
MW-23	9/19/2022		10.79	0	849.569	846.6621	838.779
MW-23	12/12/2022		10.3	0	849.569	846.6621	839.269
MW-23B	9/19/2022		8.52	0	849.6873	846.8071	841.1673
MW-24	9/19/2022		5.62	0	817.9204	815.7205	812.3004
MW-24B	9/19/2022		6.96	0	818.7153	815.8289	811.7553
MW-25	9/19/2022		7.24	0	826.1804	823.4635	818.9404
MW-25B	9/19/2022		4.5	0	823.8056	822.5878	819.3056
MW-26	9/19/2022		7.36	0	847.5644	844.762	840.2044
MW-26B	9/19/2022		10.45	0	847.8085	844.8059	837.3585
MW-27	9/19/2022		27.03	0	854.1116	854.2167	827.0816
MW-27B	9/19/2022		27.41	0	857.1394	854.2667	829.7294
MW-28	9/19/2022		23.09	0	844.3146	841.4919	821.2246
MW-29	9/19/2022		11.2	0	852.1964	852.0694	840.9964
MW-32	9/19/2022		18.07	0	842.9284	839.8145	824.8584
MW-33T	9/19/2022		28.39	0	849.1054	846.152	820.7154
MW-34	12/12/2022		3.41	0	816.35	813.99	812.94
MW-35	9/19/2022		9.6	0	829.404	826.2151	819.804
MW-36	9/19/2022		19.41	0	858.4668	858.6614	839.0568
MW-36	12/12/2022		20.5	0	858.4668	858.6614	837.9668
MW-36B	9/19/2022		19.05	0	858.1513	858.4855	839.1013
MW-37	9/19/2022		4.44	0	813.92	810.93	809.48
MW-37	12/12/2022		3.69	0	813.92	810.93	810.23
MW-38	9/19/2022		2.44	0	813.28	810.49	810.84
MW-38	12/12/2022		1.84	0	813.28	810.49	811.44
MW-38B	9/19/2022		4.75	0	815.87	813.23	811.12
MW-38B	12/12/2022		4.08	0	815.87	813.23	811.79

Table 2. Groundwater Elevation and Product Thickness Data*Products (SE) Pipe Line Corporation**Lewis Drive Remediation Site, Belton, South Carolina**Site ID #18693 "Kinder Morgan Belton Pipeline Release"*

Location ID	Date	Depth to Product (ft btoc)	Depth to Water (ft btoc)	Product Thickness (ft)	Top of Casing Elevation (ft amsl)	Groundwater Elevation (ft amsl)	Corrected Groundwater Elevation (ft amsl)
MW-39	9/19/2022		5.63	0	819.9	816.92	814.27
MW-39	12/12/2022		5.26	0	819.9	816.92	814.64
MW-40	9/19/2022		3.02	0	817.79	814.75	814.77
MW-40	12/12/2022		3	0	817.79	814.75	814.79
MW-41	9/19/2022		4.64	0	819.68	816.67	815.04
MW-41	12/12/2022		4.4	0	819.68	816.67	815.28
MW-42	9/19/2022		5.03	0	820.33	817.31	815.3
MW-45	9/19/2022		13.98	0	852.47	852.393	838.49
MW-45	12/12/2022		14.4	0	852.47	852.393	838.07
MW-45B	9/19/2022		14.61	0	852.846	852.687	838.236
MW-46	9/19/2022		8.79	0	845.47	842.43	836.68
MW-47	9/19/2022		20.72	0	842.98	839.89	822.26
MW-48B	9/19/2022		19.86	0	832.34	829.53	812.48
MW-50B	9/19/2022		23.6	0	850.34	847.11	826.74
MW-51	9/19/2022		18.83	0	831.92	828.77	813.09
MW-51	12/12/2022		17.68	0	831.92	828.77	814.24
MW-52	9/19/2022		17.67	0	830.09	826.72	812.42
MW-52	12/12/2022		16.75	0	830.09	826.72	813.34
MW-53	9/19/2022		13.92	0	837.37	837.24	823.45
MW-54	9/19/2022			0	840.79	840.83	
MW-55	9/19/2022		21.02	0	859.71	859.84	838.69
MW-56	9/19/2022		7.81	0	843.94	840.71	836.13
MW-56	12/12/2022		6.41	0	843.94	840.71	837.53
MW-57	9/19/2022		9.38	0	845.63	842.5	836.25
MW-57	12/12/2022		8.23	0	845.63	842.5	837.4
MW-58	9/19/2022		3.11	0	838.78	838.88	835.67
MW-58	12/12/2022		2.18	0	838.78	838.88	836.6
MW-59	9/19/2022		1.66	0	837.46	837.69	835.8
MW-59	12/12/2022		1.2	0	837.46	837.69	836.26
MW-60	9/19/2022		8.28	0	844.88	841.95	836.6
MW-60	12/12/2022		5.35	0	844.88	841.95	839.53
MW-61B	9/19/2022		5.73	0	836.98	837.18	831.25

Table 2. Groundwater Elevation and Product Thickness Data*Products (SE) Pipe Line Corporation**Lewis Drive Remediation Site, Belton, South Carolina**Site ID #18693 "Kinder Morgan Belton Pipeline Release"*

Location ID	Date	Depth to Product (ft btoc)	Depth to Water (ft btoc)	Product Thickness (ft)	Top of Casing Elevation (ft amsl)	Groundwater Elevation (ft amsl)	Corrected Groundwater Elevation (ft amsl)
MW-61B	12/12/2022		0.3	0	836.98	837.18	836.68
MW-62	9/19/2022		3.89	0	839.27	839.37	835.38
MW-62	12/12/2022		2.55	0	839.27	839.37	836.72
MW-63	9/19/2022		5.76	0	841.72	841.96	835.96
MW-63	12/12/2022		4.8	0	841.72	841.96	836.92
RS-01	9/19/2022			0	849.13	847.9473	
RS-02	9/19/2022		13.85	0	849.52	848.5405	835.67
RS-04	9/19/2022		9.69	0	851.47	850.3582	841.78
RS-05	9/19/2022		13.74	0	848.31	847.1385	834.57
RS-06	9/19/2022		13.1	0	849.47	848.2458	836.37
RS-07	9/19/2022		13.82	0	855.083	854.0618	841.263
RS-08	9/19/2022		14.36	0	854.24	852.65	839.88
RS-09	9/19/2022		13.17	0	847.6	846.7547	834.43
RS-10	9/19/2022		12.66	0	847.42	846.2808	834.76
RS-11	9/19/2022		11.85	0	847.44	846.3456	835.59
RS-12	9/19/2022		12.17	0	847.74	846.5831	835.57
RS-13	9/19/2022		13.78	0	845.98	845.39	832.2
RS-14	9/19/2022		13.11	0	845.97	844.664	832.86
RS-15	9/19/2022		11.58	0	846.77	845.26	835.19
RS-16	9/19/2022		13.06	0	845.44	844.5564	832.38
RS-17	9/19/2022			0	844.22	843.2901	
RS-18	9/19/2022		14.53	0	847.89	846.8236	833.36
RS-20	9/19/2022			0	842.69	841.7277	
RT-1A	9/19/2022		14.41	0	854.06	852.863	839.65
RT-1B	9/19/2022		13.8	0	854.15	853.2903	840.35
RT-1C	9/19/2022		13.85	0	854.55	853.5465	840.7
RW-01	9/19/2022		18.48	0	851.9241	849.4864	833.4441
RW-02	9/19/2022		24.01	0	852.6891	850.217	828.6791
RW-03	9/19/2022	24.1	24.21	0.11	852.3388	850.0252	828.21
RW-04	9/19/2022	30.27	30.4	0.13	853.9321	852.1503	823.63
RW-05	9/19/2022	32.56	32.57	0.01	853.5334	850.9948	820.97
RW-06	9/19/2022		23.63	0	846.2084	844.2137	822.5784

Table 2. Groundwater Elevation and Product Thickness Data*Products (SE) Pipe Line Corporation**Lewis Drive Remediation Site, Belton, South Carolina**Site ID #18693 "Kinder Morgan Belton Pipeline Release"*

Location ID	Date	Depth to Product (ft btoc)	Depth to Water (ft btoc)	Product Thickness (ft)	Top of Casing Elevation (ft amsl)	Groundwater Elevation (ft amsl)	Corrected Groundwater Elevation (ft amsl)
RW-07	9/19/2022		23.1	0	843.1919	841.0149	820.0919
RW-08	9/19/2022		16.34	0	835.478	833.4564	819.138
RW-09	9/19/2022		13.62	0	835.1231	831.1326	821.5031
RW-10	9/19/2022		15.24	0	848.5325	846.7642	833.2925
RW-11	9/19/2022		14.06	0	852.9675	851.0263	838.9075
RW-12	9/19/2022			0	854.4858	851.6398	
RW-14	9/19/2022		11.03	0	827.5403	826.2492	816.5103
RW-15	9/19/2022		15.68	0	851.6374	849.476	835.9574
SW-01	7/19/2022			0		812.82	
SW-01	8/15/2022			0		812.82	
SW-01	9/20/2022			0		812.82	
SW-01	10/20/2022			0		812.82	
SW-01	11/21/2022			0		812.82	
SW-01	12/13/2022			0		812.82	
SW-02	7/19/2022			0		808.65	
SW-02	8/15/2022		-0.88	0		808.65	809.53
SW-02	9/20/2022		-0.96	0		808.65	809.61
SW-02	10/20/2022		-0.88	0		808.65	809.53
SW-02	11/21/2022		-1.18	0		808.65	809.83
SW-02	12/13/2022		-1.2	0		808.65	809.85
SW-03	7/19/2022			0		815.09	
SW-03	8/15/2022			0		815.09	
SW-03	9/20/2022			0		815.09	
SW-03	10/20/2022			0		815.09	
SW-03	11/21/2022			0		815.09	
SW-03	12/13/2022			0		815.09	
SW-05	7/19/2022			0		838.75	
SW-05	8/15/2022			0		838.75	
SW-05	9/20/2022			0		838.75	
SW-05	10/20/2022			0		838.75	
SW-05	11/21/2022			0		838.75	
SW-05	12/13/2022			0		838.75	

Table 2. Groundwater Elevation and Product Thickness Data*Products (SE) Pipe Line Corporation**Lewis Drive Remediation Site, Belton, South Carolina**Site ID #18693 "Kinder Morgan Belton Pipeline Release"*

Location ID	Date	Depth to Product (ft btoc)	Depth to Water (ft btoc)	Product Thickness (ft)	Top of Casing Elevation (ft amsl)	Groundwater Elevation (ft amsl)	Corrected Groundwater Elevation (ft amsl)
SW-08	7/19/2022		-0.68	0		802.04	802.72
SW-08	8/15/2022		-0.68	0		802.04	802.72
SW-08	9/20/2022		-0.68	0		802.04	802.72
SW-08	10/20/2022		-0.78	0		802.04	802.82
SW-08	11/21/2022		-0.86	0		802.04	802.9
SW-08	12/13/2022		-0.6	0		802.04	802.64
SW-10	7/19/2022		-0.35	0		778.09	778.44
SW-10	8/15/2022		-0.32	0		778.09	778.41
SW-10	9/20/2022		-0.42	0		778.09	778.51
SW-10	10/20/2022		-0.48	0		778.09	778.57
SW-10	11/21/2022		-0.58	0		778.09	778.67
SW-10	12/13/2022		-0.58	0		778.09	778.67

Notes:

ft = foot/feet

ft amsl = foot/feet above mean sea level

ft btoc = foot/feet below top of casing

ID = identification

Table 3A. Analytical Results for Surface Water, Second Semiannual 2022

Products (SE) Pipe Line Corporation

Lewis Drive Remediation Site, Belton, South Carolina

Site ID #18693 "Kinder Morgan Belton Pipeline Release"

Location	Sample ID	Date Collected	Units	Analyte													
				Benzene		Ethylbenzene		Toluene		m&p-Xylene		o-Xylene		Naphthalene		MTBE	
Screening Value (µg/L):				2.2	^a	530	^a	1,000	^a	NA	^b	NA	^b	NA	^b	NA	^b
SW-01	--	7/19/2022	--	NS-IW		NS-IW		NS-IW		NS-IW		NS-IW		NS-IW		NS-IW	
	--	8/15/2022	--	NS-IW		NS-IW		NS-IW		NS-IW		NS-IW		NS-IW		NS-IW	
	--	9/20/2022	--	NS-IW		NS-IW		NS-IW		NS-IW		NS-IW		NS-IW		NS-IW	
	--	10/20/2022	--	NS-IW		NS-IW		NS-IW		NS-IW		NS-IW		NS-IW		NS-IW	
	--	11/21/2022	--	NS-IW		NS-IW		NS-IW		NS-IW		NS-IW		NS-IW		NS-IW	
	--	12/13/2022	--	NS-IW		NS-IW		NS-IW		NS-IW		NS-IW		NS-IW		NS-IW	
SW-02	SW02-071922	7/19/2022	µg/L	1	U	1	U	1	U	2	U	1	U	5	U	3.06	
	SW02-081522	8/15/2022	µg/L	4.93		1	U	1	U	2	U	1	U	5	U	6.53	
	SW02-092022	9/20/2022	µg/L	1	U	1	U	1	U	2	U	1	U	5	U	4.23	
	SW02-102022	10/20/2022	µg/L	8.16		1	U	1	U	2	U	1	U	5	U	6.06	
	SW02-112122	11/21/2022	µg/L	9.37		1	U	1	U	2	U	1	U	5	U	4.53	
	SW02-121322	12/13/2022	µg/L	5.66		1	U	1	U	2	U	1	U	5	U	1.77	
SW-03	SW03-071922	7/19/2022	µg/L	1	U	1	U	1	U	2	U	1	U	5	U	1	U
	SW03-081522	8/15/2022	µg/L	1	U	1	U	1	U	2	U	1	U	5	U	1	U
	SW03-092022	9/20/2022	µg/L	1	U	1	U	1	U	2	U	1	U	5	U	1	U
	SW03-102022	10/20/2022	µg/L	1	U	1	U	1	U	2	U	1	U	5	U	1	U
	SW03-112122	11/21/2022	µg/L	1	U	1	U	1	U	2	U	1	U	5	U	1	U
	SW03-121322	12/13/2022	µg/L	1	U	1	U	1	U	2	U	1	U	5	U	1	U
SW-04	--	7/19/2022	--	NS-IW		NS-IW		NS-IW		NS-IW		NS-IW		NS-IW		NS-IW	
	--	8/15/2022	--	NS-IW		NS-IW		NS-IW		NS-IW		NS-IW		NS-IW		NS-IW	
	--	9/20/2022	--	NS-IW		NS-IW		NS-IW		NS-IW		NS-IW		NS-IW		NS-IW	
	--	10/20/2022	--	NS-IW		NS-IW		NS-IW		NS-IW		NS-IW		NS-IW		NS-IW	
	SW04-112122	11/21/2022	µg/L	1	U	1	U	1	U	2	U	1	U	5	U	1.93	
	SW04-121322	12/13/2022	µg/L	1	U	1	U	1	U	2	U	1	U	5	U	1	U
SW-05	--	7/19/2022	--	NS-IW		NS-IW		NS-IW		NS-IW		NS-IW		NS-IW		NS-IW	
	--	8/15/2022	--	NS-IW		NS-IW		NS-IW		NS-IW		NS-IW		NS-IW		NS-IW	
	--	9/20/2022	--	NS-IW		NS-IW		NS-IW		NS-IW		NS-IW		NS-IW		NS-IW	
	--	10/20/2022	--	NS-IW		NS-IW		NS-IW		NS-IW		NS-IW		NS-IW		NS-IW	
	--	11/21/2022	--	NS-IW		NS-IW		NS-IW		NS-IW		NS-IW		NS-IW		NS-IW	
	--	12/13/2022	--	NS-IW		NS-IW		NS-IW		NS-IW		NS-IW		NS-IW		NS-IW	
SW-07	--	7/19/2022	--	NS-IW		NS-IW		NS-IW		NS-IW		NS-IW		NS-IW		NS-IW	
	--	8/15/2022	--	NS-IW		NS-IW		NS-IW		NS-IW		NS-IW		NS-IW		NS-IW	
	--	9/20/2022	--	NS-IW		NS-IW		NS-IW		NS-IW		NS-IW		NS-IW		NS-IW	
	--	10/20/2022	--	NS-IW		NS-IW		NS-IW		NS-IW		NS-IW		NS-IW		NS-IW	
	--	11/21/2022	--	NS-IW		NS-IW		NS-IW		NS-IW		NS-IW		NS-IW		NS-IW	
	SW07-121322	12/13/2022	µg/L	1	U	1	U	1	U	2	U	1	U	5	U	1	U

Table 3A. Analytical Results for Surface Water, Second Semiannual 2022

Products (SE) Pipe Line Corporation

Lewis Drive Remediation Site, Belton, South Carolina

Site ID #18693 "Kinder Morgan Belton Pipeline Release"

Location	Sample ID	Date Collected	Units	Analyte													
				Benzene		Ethylbenzene		Toluene		m&p-Xylene		o-Xylene		Naphthalene		MTBE	
Screening Value (µg/L):				2.2	^a	530	^a	1,000	^a	NA	^b	NA	^b	NA	^b	NA	^b
SW-08	SW08-071922	7/19/2022	µg/L	1	U	1	U	1	U	2	U	1	U	5	U	1	U
	SW08-081522	8/15/2022	µg/L	1	U	1	U	1	U	2	U	1	U	5	U	1	U
	SW08-092022	9/20/2022	µg/L	1	U	1	U	1	U	2	U	1	U	5	U	1	U
	SW08-102022	10/20/2022	µg/L	1	U	1	U	1	U	2	U	1	U	5	U	1	U
	SW08-112122	11/21/2022	µg/L	1	U	1	U	1	U	2	U	1	U	5	U	1	U
	SW08-121322	12/13/2022	µg/L	1	U	1	U	1	U	2	U	1	U	5	U	1	U
SW-09	SW09-071922	7/19/2022	µg/L	1	U	1	U	1	U	2	U	1	U	5	U	1	U
	SW09-081522	8/15/2022	µg/L	1	U	1	U	1	U	2	U	1	U	5	U	1	U
	SW09-092022	9/20/2022	µg/L	1	U	1	U	1	U	2	U	1	U	5	U	1	U
	SW09-102022	10/20/2022	µg/L	1	U	1	U	1	U	2	U	1	U	5	U	1	U
	SW09-112122	11/21/2022	µg/L	1	U	1	U	1	U	2	U	1	U	5	U	1	U
	SW09-121322	12/13/2022	µg/L	1	U	1	U	1	U	2	U	1	U	5	U	1	U
SW-10	SW10-071922	7/19/2022	µg/L	1	U	1	U	1	U	2	U	1	U	5	U	1	U
	SW10-081522	8/15/2022	µg/L	1	U	1	U	1	U	2	U	1	U	5	U	1	U
	SW10-092022	9/20/2022	µg/L	1	U	1	U	1	U	2	U	1	U	5	U	1	U
	SW10-102022	10/20/2022	µg/L	1	U	1	U	1	U	2	U	1	U	5	U	1	U
	SW10-112122	11/21/2022	µg/L	1	U	1	U	1	U	2	U	1	U	5	U	1	U
	SW10-121322	12/13/2022	µg/L	1	U	1	U	1	U	2	U	1	U	5	U	1	U
SW-11	SW11-071922	7/19/2022	µg/L	1	U	1	U	1	U	2	U	1	U	5	U	1	U
	SW11-081522	8/15/2022	µg/L	1	U	1	U	1	U	2	U	1	U	5	U	1	U
	SW11-092022	9/20/2022	µg/L	1	U	1	U	1	U	2	U	1	U	5	U	1	U
	SW11-102022	10/20/2022	µg/L	1	U	1	U	1	U	2	U	1	U	5	U	1	U
	SW11-112122	11/21/2022	µg/L	1	U	1	U	1	U	2	U	1	U	5	U	1	U
	SW11-121322	12/13/2022	µg/L	1	U	1	U	1	U	2	U	1	U	5	U	1	U
SW-12	--	7/19/2022	--	NS-IW		NS-IW		NS-IW		NS-IW		NS-IW		NS-IW		NS-IW	
	--	8/15/2022	--	NS-IW		NS-IW		NS-IW		NS-IW		NS-IW		NS-IW		NS-IW	
	--	9/20/2022	--	NS-IW		NS-IW		NS-IW		NS-IW		NS-IW		NS-IW		NS-IW	
	--	10/20/2022	--	NS-IW		NS-IW		NS-IW		NS-IW		NS-IW		NS-IW		NS-IW	
	--	11/21/2022	--	NS-IW		NS-IW		NS-IW		NS-IW		NS-IW		NS-IW		NS-IW	
		SW12-121322	12/13/2022	µg/L	1	U	1	U	1	U	2	U	1	U	5	U	1
SW-13	--	7/19/2022	--	NS-IW		NS-IW		NS-IW		NS-IW		NS-IW		NS-IW		NS-IW	
	--	8/15/2022	--	NS-IW		NS-IW		NS-IW		NS-IW		NS-IW		NS-IW		NS-IW	
	--	9/20/2022	--	NS-IW		NS-IW		NS-IW		NS-IW		NS-IW		NS-IW		NS-IW	
	--	10/20/2022	--	NS-IW		NS-IW		NS-IW		NS-IW		NS-IW		NS-IW		NS-IW	
	--	11/21/2022	--	NS-IW		NS-IW		NS-IW		NS-IW		NS-IW		NS-IW		NS-IW	
		SW13-121322	12/13/2022	µg/L	1.97		1	U	1	U	2	U	1	U	5	U	23.2

Table 3A. Analytical Results for Surface Water, Second Semiannual 2022

Products (SE) Pipe Line Corporation

Lewis Drive Remediation Site, Belton, South Carolina

Site ID #18693 "Kinder Morgan Belton Pipeline Release"

Location	Sample ID	Date Collected	Units	Analyte													
				Benzene		Ethylbenzene		Toluene		m&p-Xylene		o-Xylene		Naphthalene		MTBE	
			Screening Value (µg/L):	2.2	^a	530	^a	1,000	^a	NA	^b	NA	^b	NA	^b	NA	^b
SW-14	SW14-071922	7/19/2022	µg/L	1	U	1	U	1	U	2	U	1	U	5	U	1	U
	SW14-081522	8/15/2022	µg/L	1	U	1	U	1	U	2	U	1	U	5	U	1	U
	SW14-092022	9/20/2022	µg/L	1	U	1	U	1	U	2	U	1	U	5	U	1	U
	SW14-102022	10/20/2022	µg/L	1	U	1	U	1	U	2	U	1	U	5	U	1	U
	SW14-112122	11/21/2022	µg/L	1	U	1	U	1	U	2	U	1	U	5	U	1	U
	SW14-121322	12/13/2022	µg/L	1	U	1	U	1	U	2	U	1	U	5	U	1	U

Notes:

^a South Carolina Department of Health and Environmental Control (DHEC) R.61-68, Water Classifications and Standards, Human Health for Consumption of Water and Organism, June 27, 2014.

^b Screening levels for these analytes are not specified in DHEC R.61-68.

Samples analyzed by U.S. Environmental Protection Agency Methods SW 8260B/8260D.

Bold indicates the analyte was detected above the method detection limit.

Gray shading indicates the analyte exceeded its screening value.

µg/L = microgram(s) per liter

ID = identification

MTBE = methyl tertiary butyl ether

NA = not applicable

NS-IW = sample not collected due to insufficient volume at surface water location

SW = surface water

U = analyte was not detected above the reported sample quantitation limit

Table 3B. Analytical Results for Surface Water, Historical

Products (SE) Pipe Line Corporation

Lewis Drive Remediation Site, Belton, South Carolina

Site ID #18693 "Kinder Morgan Belton Pipeline Release"

Location	Sample ID	Date Collected	Units	Analyte													
				Benzene		Ethylbenzene		Toluene		m&p-Xylene		o-Xylene		Naphthalene		MTBE	
			Screening Value (µg/L):	2.2	a	530	a	1,000	a	NA	b	NA	b	NA	b	NA	b
SW-RELEASE	SW-RELEASE	1/20/2015	µg/L	330		490		2,400		2,100		940		140		5.7	J
SW-01	SW01-121114	12/11/2014	µg/L	0.5	U	1	U	1	U	2	U	1	U	1	U	1	U
	SW01-022515	2/25/2015	µg/L	5	U ^c	5	U	5	U	10	U	5	U	5	U	NA	
	SW01-030215	3/2/2015	µg/L	5	U ^c	5	U	5	U	10	U	5	U	5	U	NA	
	SW01-031115	3/11/2015	µg/L	5	U ^c	5	U	5	U	10	U	5	U	5	U	NA	
	SW01-031815	3/18/2015	µg/L	5	U ^c	5	U	5	U	10	U	5	U	5	U	NA	
	SW01-033115	3/31/2015	µg/L	5	U ^c	5	U	17.6		10	U	5	U	5	U	NA	
	SW01-042215	4/22/2015	µg/L	5	U ^c	5	U	14.9		10	U	5	U	5	U	NA	
	SW01-050715	5/7/2015	µg/L	5	U ^c	5	U	7.0		10	U	5	U	5	U	NA	
	SW01-051915	5/19/2015	µg/L	5	U ^c	5	U	8.8		10.6		6.4		5	U	NA	
	SW01-060315	6/3/2015	µg/L	5	U ^c	5	U	5	U	10	U	5	U	5	U	NA	
	SW01-061815	6/18/2015	µg/L	5	U ^c	5	U	5	U	10	U	5	U	5	U	NA	
	SW01-071515	7/15/2015	µg/L	5	U ^c	5	U	5	U	10	U	5	U	5	U	NA	
	SW01-081315	8/13/2015	µg/L	5	U ^c	5	U	5	U	10	U	5	U	5	U	NA	
	SW01-092415	9/24/2015	µg/L	5	U ^c	5	U	5	U	10	U	5	U	5	U	NA	
	SW01-102215	10/22/2015	µg/L	1	U	1	U	1	U	2	U	1	U	1	U	NA	
	SW01-112415	11/24/2015	µg/L	7.8		1.5		13.0		9.3		4.6		1	U	NA	
	SW01-122215	12/22/2015	µg/L	4.6		1	U	8.8		5.5		3.1		1	U	NA	
	SW01-012516	1/25/2016	µg/L	17.6		2.3		36.0		11.3		6.3		1	U	NA	
	SW01-021816	2/18/2016	µg/L	23.4		3.0		55.6		15.0		9.1		1	U	NA	
	SW01-031616	3/16/2016	µg/L	20.1		2.4		42.3		13.3		7.6		1	U	NA	
	SW01-042716	4/27/2016	µg/L	20.8		1	U	30.6		2.9		2.0		1	U	NA	
	SW01-050916	5/9/2016	µg/L	16.5		1.4		16.3		7.0		4.8		1	U	NA	
	SW01-062716	6/27/2016	µg/L	9		1	U	3.3		2	U	1	U	1	U	NA	
	SW01-072816	7/28/2016	µg/L	1	U	1	U	1	U	2	U	1	U	1	U	NA	
	SW01-081916	8/19/2016	µg/L	1	U	1	U	1	U	2	U	1	U	1	U	NA	
	SW01-092916	9/29/2016	µg/L	1	U	1	U	1	U	2	U	1	U	1	U	NA	
	SW01-103116	10/31/2016	µg/L	1	U	1	U	1	U	2	U	1	U	1	U	NA	
	SW01-112816	11/28/2016	µg/L	5.0		1	U	10.4		4.9		8.3		1	U	NA	
	SW01-122916	12/29/2016	µg/L	12.6		1	U	22.1		11.2		13.5		1	U	NA	
	SW01-012017	1/20/2017	µg/L	1.0		1	U	2.3		2	U	3.5		1	U	NA	
	SW01-022817	2/28/2017	µg/L	18.5		1.93		37.0		13.8		10.2		5	U	NA	
	SW01-031517	3/15/2017	µg/L	3.02		1	U	5.13		2.16		1.74		5	U	NA	
	SW01-032117	3/21/2017	µg/L	1	U	1	U	1.57		2	U	1	U	5	U	NA	
	SW01-033017	3/30/2017	µg/L	1	U	1	U	1	U	2	U	1	U	5	U	NA	
	SW01-040517	4/5/2017	µg/L	1	U	1	U	2.25		2	U	1	U	5	U	NA	
	SW01-050417	5/4/2017	µg/L	1	U	1	U	1	U	2	U	1	U	5	U	NA	
	SW01-061317	6/13/2017	µg/L	1	U	1	U	1.90		2	U	1	U	5	U	NA	
	SW01-071817	7/18/2017	µg/L	1	U	1	U	1	U	2	U	1	U	5	U	NA	

Table 3B. Analytical Results for Surface Water, Historical

Products (SE) Pipe Line Corporation

Lewis Drive Remediation Site, Belton, South Carolina

Site ID #18693 "Kinder Morgan Belton Pipeline Release"

Location	Sample ID	Date Collected	Units	Analyte													
				Benzene	Ethylbenzene	Toluene	m&p-Xylene	o-Xylene	Naphthalene	MTBE							
			Screening Value (µg/L):	2.2	a	530	a	1,000	a	NA	b	NA	b	NA	b		
SW-01	SW01-080217	8/2/2017	µg/L	1	U	1	U	1	U	2	U	1	U	5	U	NA	
	SW01-090517	9/5/2017	µg/L	1	U	1	U	1	U	2	U	1	U	5	U	NA	
	SW01-120517	12/5/2017	µg/L	1.5		1	U	1.15		2	U	2.14		5	U	NA	
	SW01-121417	12/14/2017	µg/L	4.52		1	U	4.52		3.48		3.2		5	U	NA	
	SW01-010918	1/9/2018	µg/L	1	U	1	U	1	U	2	U	1.15		5	U	NA	
	SW01-020618	2/6/2018	µg/L	1	U	1	U	1	U	2	U	1	U	5	U	1	U
	SW01-030918	3/9/2018	µg/L	1.15		1	U	1	U	2	U	1	U	5	U	1	U
	SW01-040618	4/6/2018	µg/L	1	U	1	U	1	U	2	U	1	U	5	U	1.1	
	SW01-050318	5/3/2018	µg/L	1	U	1	U	1	U	2	U	1	U	5	U	1	U
	SW01-060718	6/7/2018	µg/L	1	U	1	U	1	U	2	U	1	U	5	U	1.43	
	SW01-071218	7/12/2018	µg/L	1	U	1	U	1	U	2	U	1	U	5	U	1.09	
	SW01-091418	9/14/2018	µg/L	1	U	1	U	1	U	2	U	1	U	5	U	1.51	
	SW01-120418	12/4/2018	µg/L	1	U	1	U	1	U	2	U	1	U	5	U	1	U
	SW01-021919	2/19/2019	µg/L	1	U	1	U	1	U	2	U	1	U	5	U	1	U
	--	3/7/2019	--	NS-IW		NS-IW		NS-IW		NS-IW		NS-IW		NS-IW		NS-IW	
	SW01-051519	5/15/2019	µg/L	2.39		1	U	1	U	2	U	1	U	5	U	1.56	
	SW01-060619	6/6/2019	µg/L	1	U	1	U	1	U	2	U	1	U	5	U	1.93	
	SW01-071819	7/18/2019	µg/L	1	U	1	U	1	U	2	U	1	U	5	U	2.30	
	SW01-082019	8/20/2019	µg/L	1	U	1	U	1	U	2	U	1	U	5	U	1.31	
	SW01-091819	9/18/2019	µg/L	1	U	1	U	1	U	2	U	1	U	5	U	1	U
	SW01-102219	10/22/2019	µg/L	1	U	1	U	1	U	2	U	1	U	5	U	1.71	
	SW01-110519	11/5/2019	µg/L	1	U	1	U	1	U	2	U	1	U	5	U	2.09	
	SW01-122019	12/20/2019	µg/L	1.25		1	U	1	U	2	U	1	U	5	U	1	U
	SW01-010820	1/8/2020	µg/L	1.49		1	U	1	U	2	U	1	U	5	U	1	U
	--	2/10/2020	--	NS-IW		NS-IW		NS-IW		NS-IW		NS-IW		NS-IW		NS-IW	
	SW01-031220	3/12/2020	µg/L	7.99		1	U	2.04		2	U	1.19		5	U	1.12	
	SW01-040220	4/2/2020	µg/L	6.75		1	U	3.20		2.32		1.69		5	U	1	U
	SW01-050420	5/4/2020	µg/L	1.13		1	U	1	U	2	U	1	U	5	U	1	U
	SW01-060420	6/4/2020	µg/L	1	U	1	U	1	U	2	U	1	U	5	U	1	U
	SW01-070920	7/9/2020	µg/L	1	U	1	U	1	U	2	U	1	U	5	U	1	U
	SW01-080620	8/6/2020	µg/L	1	U	1	U	1	U	2	U	1	U	5	U	1	U
	SW01-091520	9/15/2020	µg/L	1	U	1	U	1	U	2	U	1	U	5	U	1	U
	SW01-102020	10/20/2020	µg/L	1	U	1	U	1	U	2	U	1	U	5	U	1	U
	SW01-111120	11/11/2020	µg/L	1	U	1	U	3.09		2	U	1	U	5	U	1	U
	SW01-121720	12/17/2020	µg/L							Water level too high.							
	SW01-012021	1/20/2021	µg/L							Water level too high.							
	SW01-022421	2/24/2021	µg/L							Water level too high.							
	SW01-032421	3/24/2021	µg/L							Water level too high.							
	SW01-041521	4/15/2021	µg/L							Water level too high.							

Table 3B. Analytical Results for Surface Water, Historical

Products (SE) Pipe Line Corporation

Lewis Drive Remediation Site, Belton, South Carolina

Site ID #18693 "Kinder Morgan Belton Pipeline Release"

Location	Sample ID	Date Collected	Units	Analyte													
				Benzene		Ethylbenzene		Toluene		m&p-Xylene		o-Xylene		Naphthalene		MTBE	
			Screening Value (µg/L):	2.2	a	530	a	1,000	a	NA	b	NA	b	NA	b	NA	b
SW-01	SW01-051821	5/18/2021	µg/L	1	U	1	U	1	U	2	U	1	U	5	U	1	U
	SW01-061721	6/17/2021	µg/L	Water level too high.													
	SW01-071421	7/14/2021	µg/L	Water level too high.													
	SW01-082421	8/24/2021	µg/L	1	U	1	U	3.09		2	U	1	U	5	U	1	U
	SW01-091721	9/17/2021	µg/L	Water level too high.													
	SW01-102121	10/21/2021	µg/L	1	U	1	U	1	U	2	U	1	U	5	U	1	U
	SW01-111621	11/16/2021	µg/L	1	UJ	1	U	1	U	2	U	1	U	5	U	1	U
	SW01-122021	12/20/2021	µg/L	Water level too high.													
	SW01-012022	1/20/2022	µg/L	Water level too high.													
	--	2/10/2022	--	NS-IW		NS-IW		NS-IW		NS-IW		NS-IW		NS-IW		NS-IW	
	--	3/1/2022	--	NS-IW		NS-IW		NS-IW		NS-IW		NS-IW		NS-IW		NS-IW	
	SW01-042022	4/20/2022	µg/L	NS-IW		NS-IW		NS-IW		NS-IW		NS-IW		NS-IW		NS-IW	
	--	5/19/2022	--	NS-IW		NS-IW		NS-IW		NS-IW		NS-IW		NS-IW		NS-IW	
	--	6/15/2022	--	NS-IW		NS-IW		NS-IW		NS-IW		NS-IW		NS-IW		NS-IW	
	--	7/19/2022	--	NS-IW		NS-IW		NS-IW		NS-IW		NS-IW		NS-IW		NS-IW	
	--	8/15/2022	--	NS-IW		NS-IW		NS-IW		NS-IW		NS-IW		NS-IW		NS-IW	
	--	9/20/2022	--	NS-IW		NS-IW		NS-IW		NS-IW		NS-IW		NS-IW		NS-IW	
	--	10/20/2022	--	NS-IW		NS-IW		NS-IW		NS-IW		NS-IW		NS-IW		NS-IW	
	--	11/21/2022	--	NS-IW		NS-IW		NS-IW		NS-IW		NS-IW		NS-IW		NS-IW	
	--	12/13/2022	--	NS-IW		NS-IW		NS-IW		NS-IW		NS-IW		NS-IW		NS-IW	
SW-02	SW02-121114	12/11/2014	µg/L	0.5	U	1	U	1	U	2	U	1	U	1	U	1	U
	SW02-022515	2/25/2015	µg/L	5	U ^c	5	U	5	U	10	U	5	U	5	U	NA	
	SW02-030215	3/2/2015	µg/L	5	U ^c	5	U	5	U	10	U	5	U	5	U	NA	
	SW02-031115	3/11/2015	µg/L	5	U ^c	5	U	5	U	10	U	5	U	5	U	NA	
	SW02-031815	3/18/2015	µg/L	5	U ^c	5	U	5	U	10	U	5	U	5	U	NA	
	SW02-033115	3/31/2015	µg/L	5	U ^c	5	U	6.0		10	U	5	U	5	U	NA	
	SW02-042215	4/22/2015	µg/L	5	U ^c	5	U	13.0		10	U	5	U	5	U	NA	
	SW02-050715	5/7/2015	µg/L	5	U ^c	5	U	5	U	10	U	5	U	5	U	NA	
	SW02-051915	5/19/2015	µg/L	5	U ^c	5	U	5	U	10	U	5	U	5	U	NA	
	SW02-060315	6/3/2015	µg/L	5	U ^c	5	U	5	U	10	U	5	U	5	U	NA	
	SW02-061815	6/18/2015	µg/L	5	U ^c	5	U	5	U	10	U	5	U	5	U	NA	
	SW02-071515	7/15/2015	µg/L	5	U ^c	5	U	5	U	10	U	5	U	5	U	NA	
	SW02-081315	8/13/2015	µg/L	5	U ^c	5	U	5	U	10	U	5	U	5	U	NA	
	SW02-092415	9/24/2015	µg/L	5	U ^c	5	U	5	U	10	U	5	U	5	U	NA	
	SW02-102215	10/22/2015	µg/L	1	U	1	U	1	U	2	U	1	U	1	U	NA	
	SW02-112415	11/24/2015	µg/L	6		1.3		10.0		7.8		4.0		1	U	NA	
	SW02-122215	12/22/2015	µg/L	4.1		1	U	7.6		5.1		3.1		1	U	NA	
	SW02-012516	1/25/2016	µg/L	12		1.5		25.0		8.4		4.6		1	U	NA	
	SW02-021816	2/18/2016	µg/L	15.5		1.8		35.3		10.1		5.9		1	U	NA	

Table 3B. Analytical Results for Surface Water, Historical

Products (SE) Pipe Line Corporation

Lewis Drive Remediation Site, Belton, South Carolina

Site ID #18693 "Kinder Morgan Belton Pipeline Release"

Location	Sample ID	Date Collected	Units	Analyte													
				Benzene	Ethylbenzene	Toluene	m&p-Xylene	o-Xylene	Naphthalene	MTBE							
			Screening Value (µg/L):	2.2	a	530	a	1,000	a	NA	b	NA	b	NA	b		
SW-02	SW02-031616	3/16/2016	µg/L	8		1.0		17.5		5.8		3.9		1	U	NA	
	SW02-042716	4/27/2016	µg/L	5.6		1	U	7.1		2	U	1	U	1	U	NA	
	SW02-050916	5/9/2016	µg/L	7.1		1	U	4.5		2.2		1.6		1	U	NA	
	SW02-062716	6/27/2016	µg/L	1	U	1	U	1	U	2	U	1	U	1	U	NA	
	SW02-072816	7/28/2016	µg/L	1	U	1	U	1	U	2	U	1	U	1	U	NA	
	SW02-081916	8/19/2016	µg/L	1	U	1	U	1	U	2	U	1	U	1	U	NA	
	SW02-092916	9/29/2016	µg/L	1	U	1	U	1	U	2	U	1	U	1	U	NA	
	SW02-103116	10/31/2016	µg/L	1	U	1	U	1	U	2	U	1	U	1	U	NA	
	SW02-112816	11/28/2016	µg/L	5.4		1	U	1.6		2.6		4.8		1	U	NA	
	SW02-122916	12/29/2016	µg/L	1	U	1	U	1	U	2	U	1.4		1	U	NA	
	SW02-012017	1/20/2017	µg/L	1	U	1	U	1	U	2	U	1	U	1	U	NA	
	SW02-022817	2/28/2017	µg/L	10.7		1	U	11.0		4.14		4.23		5	U	NA	
	SW02-031517	3/15/2017	µg/L	11.4		1	U	8.6		4.45		3.6		5	U	NA	
	SW02-032117	3/21/2017	µg/L	8.42		1	U	2.45		2.48		2.68		5	U	NA	
	SW02-033017	3/30/2017	µg/L	2.18		1	U	1	U	2	U	1	U	5	U	NA	
	SW02-040517	4/5/2017	µg/L	2.87		1	U	1.12		2	U	1.14		5	U	NA	
	SW02-050417	5/4/2017	µg/L	1	U	1	U	1	U	2	U	1	U	5	U	NA	
	SW02-061317	6/13/2017	µg/L	1	U	1	U	1	U	2	U	1	U	5	U	NA	
	SW02-071817	7/18/2017	µg/L	1	U	1	U	1	U	2	U	1	U	5	U	NA	
	SW02-080217	8/2/2017	µg/L	1	U	1	U	1	U	2	U	1	U	5	U	NA	
	SW02-090517	9/5/2017	µg/L	1	U	1	U	1	U	2	U	1	U	5	U	NA	
	SW02-120517	12/5/2017	µg/L	26.6		1.8		8.39		10.2		7.17		5	U	NA	
	SW02-121417	12/14/2017	µg/L	21.1		1.53		9.4		9.74		7.32		5	U	NA	
	SW02-010918	1/9/2018	µg/L	25.0		1.56		12.4		11		8.24		5	U	NA	
	SW02-020618	2/6/2018	µg/L	6.69		1	U	2.65		2.75		1.87		5	U	1	U
	SW02-030918	3/9/2018	µg/L	3.19		1	U	1.39		2	U	1.11		5	U	1	U
	SW02-040618	4/6/2018	µg/L	2.23		1	U	1	U	2	U	1	U	5	U	2.13	
	SW02-050318	5/3/2018	µg/L	1	U	1	U	1	U	2	U	1	U	5	U	2.25	
	SW02-060718	6/7/2018	µg/L	1	U	1	U	1	U	2	U	1	U	5	U	1.92	
	SW02-071218	7/12/2018	µg/L	1	U	1	U	1	U	2	U	1	U	5	U	1.15	
	SW02-091418	9/14/2018	µg/L	1	U	1	U	1	U	2	U	1	U	5	U	2.94	
	SW02-120418	12/4/2018	µg/L	11.9		1	U	1.32		4.40		3.75		5	U	2.23	
	SW02-021919	2/19/2019	µg/L	19.7		1	U	2.67		4.60		4.44		5	U	2.12	
	SW02-030719	3/7/2019	µg/L	22.3		1	U	3.58		4.71		4.32		5	U	2.46	
	SW02-040919	4/9/2019	µg/L	2.8		1	U	1	U	2	U	1	U	5	U	1	U
	SW02-051519	5/15/2019	µg/L	3.47		1	U	1	U	2	U	1	U	5	U	2.36	
	SW02-060419	6/4/2019	µg/L	1	U	1	U	1	U	2	U	1	U	5	U	2.02	
	SW02-071819	7/18/2019	µg/L	1	U	1	U	1	U	2	U	1	U	5	U	1.11	
	SW02-082019	8/20/2019	µg/L	1	U	1	U	1	U	2	U	1	U	5	U	1.35	

Table 3B. Analytical Results for Surface Water, Historical

Products (SE) Pipe Line Corporation

Lewis Drive Remediation Site, Belton, South Carolina

Site ID #18693 "Kinder Morgan Belton Pipeline Release"

Location	Sample ID	Date Collected	Units	Analyte													
				Benzene	Ethylbenzene	Toluene	m&p-Xylene	o-Xylene	Naphthalene	MTBE							
			Screening Value (µg/L):	2.2	a	530	a	1,000	a	NA	b	NA	b	NA	b		
SW-02	SW02-091819	9/18/2019	µg/L	1	U	1	U	1	U	2	U	1	U	5	U	1.96	
	SW02-102219	10/22/2019	µg/L	1	U	1	U	1	U	2	U	1	U	5	U	2.51	
	SW02-110519	11/5/2019	µg/L	1	U	1	U	1	U	2	U	1	U	5	U	4.70	
	SW02-122019	12/20/2019	µg/L	9.47		1	U	1	U	2	U	2.23		5	U	2.68	
	SW02-010820	1/8/2020	µg/L	7.25		1	U	1	U	2	U	1	U	5	U	1.89	
	SW02-021020	2/10/2020	µg/L	23.7		1	U	1.92		4.60		3.03		5	U	1.37	
	SW02-031220	3/12/2020	µg/L	7.71		1	U	1.30		2	U	1.38		5	U	2.32	
	SW02-040220	4/2/2020	µg/L	3.01		1	U	1	U	2	U	1	U	5	U	1.31	
	SW02-050420	5/4/2020	µg/L	4.35		1	U	1	U	2	U	1	U	5	U	1.49	
	SW02-060420	6/4/2020	µg/L	6.49		1	U	1	U	2	U	1.55		5	U	2.22	
	SW02-070920	7/9/2020	µg/L	1	U	1	U	1	U	2	U	1	U	5	U	1.53	
	SW02-080620	8/6/2020	µg/L	1	U	1	U	1	U	2	U	1	U	5	U	1.68	
	SW02-091520	9/15/2020	µg/L	1.22		1	U	1	U	2	U	1	U	5	U	2.19	
	SW02-102020	10/20/2020	µg/L	1	U	1	U	1	U	2	U	1	U	5	U	3.08	
	SW02-111120	11/11/2020	µg/L	20.2		1	U	1.66		2.67		6.99		5	U	5.10	
	SW02-121720	12/17/2020	µg/L	16.1		1	U	1	U	2	U	2.81		5	U	1.75	
	SW02-012021	1/20/2021	µg/L	18.2		1	U	1	U	2	U	3.13		5	U	2.22	
	SW02-022421	2/24/2021	µg/L	13.9		1	U	1	U	2	U	2.18		5	U	1.29	
	SW02-032421	3/24/2021	µg/L	40.7		1	U	1	U	2.10		5.93		5	U	2.68	
	SW02-041521	4/15/2021	µg/L	1	U	1	U	1	U	2	U	1	U	5	U	1.00	
	SW02-051821	5/18/2021	µg/L	1	U	1	U	1	U	2	U	1	U	5	U	1.85	
	SW02-061721	6/17/2021	µg/L	20.4		1	U	1	U	2	U	3.79		5	U	2.74	
	SW02-071421	7/14/2021	µg/L	6.26		1	U	1	U	2	U	1	U	5	U	1.20	
	SW02-082421	8/24/2021	µg/L	8.59		1	U	1	U	2	U	1	U	5	U	1.54	
	SW02-092221	9/22/2021	µg/L	4.54		1	U	1	U	2	U	1	U	5	U	2.25	
	SW02-102121	10/21/2021	µg/L	5.27		1	U	1	U	2	U	1	U	5	U	1.98	
	SW02-111621	11/16/2021	µg/L	24.1	J	1	U	1	U	2	U	2.42		5	U	2.02	
	SW02-122021	12/20/2021	µg/L	11.1		1	U	1	U	2	U	1	U	5	U	1.55	
	SW02-012022	1/20/2022	µg/L	18.0		1	U	1	U	2	U	1.71		5	U	1	U
	SW02-021022	2/10/2022	µg/L	14.7		1	U	1	U	3.51		1.44		5	U	1.29	
	--	3/1/2022	--	NS-IW		NS-IW		NS-IW		NS-IW		NS-IW		NS-IW		NS-IW	
	SW02-042022	4/20/2022	µg/L	12.2		1	U	1	U	2	U	1	U	5	U	1.57	
	SW02-051922	5/19/2022	µg/L	14.4		1	U	1	U	2	U	1.24		5	U	3.74	
	SW02-061522	6/15/2022	µg/L	1	U	1	U	1	U	2	U	1	U	5	UJ	4.47	
	SW02-071922	7/19/2022	µg/L	1	U	1	U	1	U	2	U	1	U	5	U	3.06	
	SW02-081522	8/15/2022	µg/L	4.93		1	U	1	U	2	U	1	U	5	U	6.53	
	SW02-092022	9/20/2022	µg/L	1	U	1	U	1	U	2	U	1	U	5	U	4.23	
	SW02-102022	10/20/2022	µg/L	8.16		1	U	1	U	2	U	1	U	5	U	6.06	

Table 3B. Analytical Results for Surface Water, Historical

Products (SE) Pipe Line Corporation

Lewis Drive Remediation Site, Belton, South Carolina

Site ID #18693 "Kinder Morgan Belton Pipeline Release"

Location	Sample ID	Date Collected	Units	Analyte													
				Benzene	Ethylbenzene	Toluene	m&p-Xylene	o-Xylene	Naphthalene	MTBE							
			Screening Value (µg/L):	2.2	a	530	a	1,000	a	NA	b	NA	b	NA	b		
SW-02	SW02-112122	11/21/2022	µg/L	9.37		1	U	1	U	2	U	1	U	5	U	4.53	
	SW02-121322	12/13/2022	µg/L	5.66		1	U	1	U	2	U	1	U	5	U	1.77	
SW-03	SW-UPGRADIENT	1/20/2015	µg/L	0.5	U	1	U	0.23 J		2	U	1	U	1	U	1	U
	SW03-022515	2/25/2015	µg/L	5	U ^c	5	U	5	U	10	U	5	U	5	U	NA	
	SW03-030215	3/2/2015	µg/L	5	U ^c	5	U	5	U	10	U	5	U	5	U	NA	
	SW03-031115	3/11/2015	µg/L	5	U ^c	5	U	5	U	10	U	5	U	5	U	NA	
	SW03-031815	3/18/2015	µg/L	5	U ^c	5	U	5	U	10	U	5	U	5	U	NA	
	SW03-033115	3/31/2015	µg/L	5	U ^c	5	U	5	U	10	U	5	U	5	U	NA	
	SW03-042215	4/22/2015	µg/L	5	U ^c	5	U	5	U	10	U	5	U	5	U	NA	
	SW03-050715	5/7/2015	µg/L	5	U ^c	5	U	5	U	10	U	5	U	5	U	NA	
	SW03-051915	5/19/2015	µg/L	5	U ^c	5	U	5	U	10	U	5	U	5	U	NA	
	SW03-060315	6/3/2015	µg/L	5	U ^c	5	U	5	U	10	U	5	U	5	U	NA	
	SW03-061815	6/18/2015	µg/L	5	U ^c	5	U	5	U	10	U	5	U	5	U	NA	
	SW03-071515	7/15/2015	µg/L	5	U ^c	5	U	5	U	10	U	5	U	5	U	NA	
	SW03-081315	8/13/2015	µg/L	5	U ^c	5	U	5	U	10	U	5	U	5	U	NA	
	--	9/24/2015	--	NS-IW		NS-IW		NS-IW		NS-IW		NS-IW		NS-IW		NS-IW	
	SW03-102215	10/22/2015	µg/L	1	U	1	U	1	U	2	U	1	U	1	U	NA	
	SW03-112415	11/24/2015	µg/L	1	U	1	U	1	U	2	U	1	U	1	U	NA	
	SW03-122215	12/22/2015	µg/L	1	U	1	U	1	U	2	U	1	U	1	U	NA	
	SW03-012516	1/25/2016	µg/L	1	U	1	U	1	U	2	U	1	U	1	U	NA	
	SW03-021816	2/18/2016	µg/L	1	U	1	U	1	U	2	U	1	U	1	U	NA	
	SW03-031616	3/16/2016	µg/L	1	U	1	U	1	U	2	U	1	U	1	U	NA	
	SW03-042716	4/27/2016	µg/L	1	U	1	U	1	U	2	U	1	U	1	U	NA	
	SW03-050916	5/9/2016	µg/L	1	U	1	U	1	U	2	U	1	U	1	U	NA	
	SW03-062716	6/27/2016	µg/L	1	U	1	U	1	U	2	U	1	U	1	U	NA	
	SW03-072816	7/28/2016	µg/L	1	U	1	U	1	U	2	U	1	U	1	U	NA	
	--	8/19/2016	--	NS-IW		NS-IW		NS-IW		NS-IW		NS-IW		NS-IW		NS-IW	
	SW03-092916	9/29/2016	µg/L	1	U	1	U	1	U	2	U	1	U	1	U	NA	
	SW03-103116	10/31/2016	µg/L	1	U	1	U	1	U	2	U	1	U	1	U	NA	
	SW03-112816	11/28/2016	µg/L	1	U	1	U	1	U	2	U	1	U	1	U	NA	
	SW03-122916	12/29/2016	µg/L	1	U	1	U	1	U	2	U	1	U	1	U	NA	
	SW03-012017	1/20/2017	µg/L	1	U	1	U	1	U	2	U	1	U	1	U	NA	
	SW03-022817	2/28/2017	µg/L	1	U	1	U	1	U	2	U	1	U	5	U	NA	
	SW03-031517	3/15/2017	µg/L	1	U	1	U	1	U	2	U	1	U	5	U	NA	
	SW03-032117	3/21/2017	µg/L	1	U	1	U	1	U	2	U	1	U	5	U	NA	
	SW03-033017	3/30/2017	µg/L	1	U	1	U	1	U	2	U	1	U	5	U	NA	
	SW03-040517	4/5/2017	µg/L	1	U	1	U	1	U	2	U	1	U	5	U	NA	
	SW03-050417	5/4/2017	µg/L	1	U	1	U	1	U	2	U	1	U	5	U	NA	
	SW03-061317	6/13/2017	µg/L	1	U	1	U	1	U	2	U	1	U	5	U	NA	

Table 3B. Analytical Results for Surface Water, Historical

Products (SE) Pipe Line Corporation

Lewis Drive Remediation Site, Belton, South Carolina

Site ID #18693 "Kinder Morgan Belton Pipeline Release"

Location	Sample ID	Date Collected	Units	Analyte													
				Benzene		Ethylbenzene		Toluene		m&p-Xylene		o-Xylene		Naphthalene		MTBE	
			Screening Value (µg/L):	2.2	a	530	a	1,000	a	NA	b	NA	b	NA	b	NA	b
SW-03	SW03-071817	7/18/2017	µg/L	1	U	1	U	1	U	2	U	1	U	5	U	NA	
	SW03-080217	8/2/2017	µg/L	1	U	1	U	1	U	2	U	1	U	5	U	NA	
	SW03-090517	9/5/2017	µg/L	1	U	1	U	1	U	2	U	1	U	5	U	NA	
	SW03-120517	12/5/2017	µg/L	1	U	1	U	1	U	2	U	1	U	5	U	NA	
	SW03-121417	12/14/2017	µg/L	1	U	1	U	1	U	2	U	1	U	5	U	NA	
	--	1/9/2018	--	NS-HS		NS-HS		NS-HS		NS-HS		NS-HS		NS-HS		NS-HS	
	SW03-020618	2/6/2018	µg/L	1	U	1	U	1	U	2	U	1	U	5	U	1	U
	SW03-030918	3/9/2018	µg/L	1	U	1	U	1	U	2	U	1	U	5	U	1	U
	SW03-040618	4/6/2018	µg/L	1	U	1	U	1	U	2	U	1	U	5	U	1	U
	SW03-050318	5/3/2018	µg/L	1	U	1	U	1	U	2	U	1	U	5	U	1	U
	SW03-060718	6/7/2018	µg/L	1	U	1	U	1	U	2	U	1	U	5	U	1	U
	SW03-071218	7/12/2018	µg/L	1	U	1	U	1	U	2	U	1	U	5	U	1	U
	SW03-091418	9/14/2018	µg/L	1	U	1	U	1	U	2	U	1	U	5	U	1	U
	SW03-120418	12/4/2018	µg/L	1	U	1	U	1	U	2	U	1	U	5	U	1	U
	--	3/7/2019	--	NS-IW		NS-IW		NS-IW		NS-IW		NS-IW		NS-IW		NS-IW	
	SW03-051519	5/15/2019	µg/L	1	U	1	U	1	U	2	U	1	U	5	U	1	U
	--	6/4/2019	--	NS-IW		NS-IW		NS-IW		NS-IW		NS-IW		NS-IW		NS-IW	
	SW03-071819	7/18/2019	µg/L	1	U	1	U	1	U	2	U	1	U	5	U	1	U
	SW03-082019	8/20/2019	µg/L	1	U	1	U	1	U	2	U	1	U	5	U	1	U
	--	9/18/2019	--	NS-IW		NS-IW		NS-IW		NS-IW		NS-IW		NS-IW		NS-IW	
	SW03-102219	10/22/2019	µg/L	1	U	1	U	1	U	2	U	1	U	5	U	1	U
	SW03-110519	11/5/2019	µg/L	1	U	1	U	1	U	2	U	1	U	5	U	1	U
	SW03-122019	12/20/2019	µg/L	1	U	1	U	1	U	2	U	1	U	5	U	1	U
	SW03-010820	1/8/2020	µg/L	1	U	1	U	1	U	2	U	1	U	5	U	1	U
	SW03-021020	2/10/2020	µg/L	1	U	1	U	1	U	2	U	1	U	5	U	1	U
	SW03-031220	3/12/2020	µg/L	1	U	1	U	1	U	2	U	1	U	5	U	1	U
	SW03-040220	4/2/2020	µg/L	1	U	1	U	1	U	2	U	1	U	5	U	1	U
	SW03-050420	5/4/2020	µg/L	1	U	1	U	1	U	2	U	1	U	5	U	1	U
	--	6/4/2020	--	NS-IW		NS-IW		NS-IW		NS-IW		NS-IW		NS-IW		NS-IW	
	SW03-070920	7/9/2020	µg/L	1	U	1	U	1	U	2	U	1	U	5	U	1	U
	SW03-080620	8/6/2020	µg/L	1	U	1	U	1	U	2	U	1	U	5	U	1	U
	--	9/15/2020	--	NS-IW		NS-IW		NS-IW		NS-IW		NS-IW		NS-IW		NS-IW	
	SW03-102020	10/20/2020	--	NS-IW		NS-IW		NS-IW		NS-IW		NS-IW		NS-IW		NS-IW	
	SW03-111120	11/11/2020	µg/L	1	U	1	U	1	U	2	U	1	U	5	U	1	U
	SW03-121720	12/17/2020	µg/L	1	U	1	U	1	U	2	U	1	U	5	U	1	U
	SW03-012021	1/20/2021	µg/L	1	U	1	U	1	U	2	U	1	U	5	U	1	U
	SW03-022421	2/24/2021	µg/L	1	U	1	U	1	U	2	U	1	U	5	U	1	U
	SW03-032421	3/24/2021	µg/L	1	U	1	U	1	U	2	U	1	U	5	U	1	U
	SW03-041521	4/15/2021	µg/L	1	U	1	U	1	U	2	U	1	U	5	U	1	U

Table 3B. Analytical Results for Surface Water, Historical

Products (SE) Pipe Line Corporation

Lewis Drive Remediation Site, Belton, South Carolina

Site ID #18693 "Kinder Morgan Belton Pipeline Release"

Location	Sample ID	Date Collected	Units	Analyte													
				Benzene		Ethylbenzene		Toluene		m&p-Xylene		o-Xylene		Naphthalene		MTBE	
			Screening Value (µg/L):	2.2	a	530	a	1,000	a	NA	b	NA	b	NA	b	NA	b
SW-03	SW03-051821	5/18/2021	µg/L	1	U	1	U	1	U	2	U	1	U	5	U	1	U
	SW03-061721	6/17/2021	µg/L	1	U	1	U	1	U	2	U	1	U	5	U	1	U
	SW03-071421	7/14/2021	µg/L	1	U	1	U	1	U	2	U	1	U	5	U	1	U
	SW03-082421	8/24/2021	µg/L	1	U	1	U	1	U	2	U	1	U	5	U	1	U
	SW03-091721	9/17/2021	µg/L	1	U	1	U	1	U	2	U	1	U	5	U	1	U
	SW03-102121	10/21/2021	µg/L	1	U	1	U	1	U	2	U	1	U	5	U	1	U
	SW03-111621	11/16/2021	µg/L	1	UJ	1	U	1	U	2	U	1	U	5	U	1	U
	SW03-122021	12/20/2021	µg/L	1	U	1	U	1	U	2	U	1	U	5	U	1	U
	SW03-012022	1/20/2022	µg/L	1	U	1	U	1	U	2	U	1	U	5	U	1	U
	--	2/10/2022	--	NS-IW		NS-IW		NS-IW		NS-IW		NS-IW		NS-IW		NS-IW	
	--	3/1/2022	--	NS-IW		NS-IW		NS-IW		NS-IW		NS-IW		NS-IW		NS-IW	
	SW03-042022	4/20/2022	µg/L	1	U	1	U	1	U	2	U	1	U	5	U	1	U
	--	5/19/2022	--	NS-IW		NS-IW		NS-IW		NS-IW		NS-IW		NS-IW		NS-IW	
	--	6/15/2022	--	NS-IW		NS-IW		NS-IW		NS-IW		NS-IW		NS-IW		NS-IW	
	SW03-071922	7/19/2022	µg/L	1	U	1	U	1	U	2	U	1	U	5	U	1	U
	SW03-081522	8/15/2022	µg/L	1	U	1	U	1	U	2	U	1	U	5	U	1	U
	SW03-092022	9/20/2022	µg/L	1	U	1	U	1	U	2	U	1	U	5	U	1	U
	SW03-102022	10/20/2022	µg/L	1	U	1	U	1	U	2	U	1	U	5	U	1	U
	SW03-112122	11/21/2022	µg/L	1	U	1	U	1	U	2	U	1	U	5	U	1	U
	SW03-121322	12/13/2022	µg/L	1	U	1	U	1	U	2	U	1	U	5	U	1	U
SW-04	SW-DOWNGRADIENT	1/20/2015	µg/L	95		27		310		110		63		94		2.7	
	SW04-022515	2/25/2015	µg/L	5	U ^c	5	U	5	U	10	U	5	U	5	U	NA	
	SW04-030215	3/2/2015	µg/L	5	U ^c	5	U	5	U	10	U	5	U	5	U	NA	
	SW04-031115	3/11/2015	µg/L	5	U ^c	5	U	5	U	10	U	5	U	5	U	NA	
	SW04-031815	3/18/2015	µg/L	5	U ^c	5	U	5	U	10	U	5	U	5	U	NA	
	SW04-033115	3/31/2015	µg/L	5	U ^c	5	U	5	U	10	U	5	U	5	U	NA	
	SW04-042215	4/22/2015	µg/L	5	U ^c	5	U	5	U	10	U	5	U	5	U	NA	
	SW04-050715	5/7/2015	µg/L	5	U ^c	5	U	5	U	10	U	5	U	5	U	NA	
	SW04-051915	5/19/2015	µg/L	5	U ^c	5	U	5	U	10	U	5	U	5	U	NA	
	SW04-060315	6/3/2015	µg/L	5	U ^c	5	U	5	U	10	U	5	U	5	U	NA	
	SW04-061815	6/18/2015	µg/L	5	U ^c	5	U	5	U	10	U	5	U	5	U	NA	
	SW04-071515	7/15/2015	µg/L	5	U ^c	5	U	5	U	10	U	5	U	5	U	NA	
	SW04-081315	8/13/2015	µg/L	5	U ^c	5	U	5	U	10	U	5	U	5	U	NA	
	SW04-092415	9/24/2015	µg/L	5	U ^c	5	U	5	U	10	U	5	U	5	U	NA	
	SW04-102215	10/22/2015	µg/L	1	U	1	U	1	U	2	U	1	U	1	U	NA	
	SW04-112415	11/24/2015	µg/L	1.7		1	U	2.7		2.9		1.6		1	U	NA	
	SW04-122215	12/22/2015	µg/L	3.3		1	U	7.3		5.2		2.7		1	U	NA	
	SW04-012516	1/25/2016	µg/L	6.9		1	U	14.0		4.9		2.8		1	U	NA	
	SW04-021816	2/18/2016	µg/L	10.9		1.1		25.4		7.0		4.3		1	U	NA	

Table 3B. Analytical Results for Surface Water, Historical

Products (SE) Pipe Line Corporation

Lewis Drive Remediation Site, Belton, South Carolina

Site ID #18693 "Kinder Morgan Belton Pipeline Release"

Location	Sample ID	Date Collected	Units	Analyte													
				Benzene		Ethylbenzene		Toluene		m&p-Xylene		o-Xylene		Naphthalene		MTBE	
			Screening Value (µg/L):	2.2	a	530	a	1,000	a	NA	b	NA	b	NA	b		
SW-04	SW04-031616	3/16/2016	µg/L	1	U	1	U	2.0		2	U	1.8		1	U	NA	
	SW04-042716	4/27/2016	µg/L	1	U	1	U	1	U	2	U	1	U	1	U	NA	
	SW04-050916	5/9/2016	µg/L	1	U	1	U	1	U	2	U	1	U	1	U	NA	
	SW04-062716	6/27/2016	µg/L	1	U	1	U	1.1		2	U	1	U	1	U	NA	
	SW04-072816	7/28/2016	µg/L	1	U	1	U	23.5		2	U	1	U	1	U	NA	
	SW04-081916	8/19/2016	µg/L	1	U	1	U	1	U	2	U	1	U	1	U	NA	
	SW04-092916	9/29/2016	µg/L	1	U	1	U	1	U	2	U	1	U	1	U	NA	
	SW04-103116	10/31/2016	µg/L	1	U	1	U	1	U	2	U	1	U	1	U	NA	
	SW04-112816	11/28/2016	µg/L	1	U	1	U	1	U	2	U	1	U	1	U	NA	
	SW04-122916	12/29/2016	µg/L	1	U	1	U	1	U	2	U	1	U	1	U	NA	
	SW04-012017	1/20/2017	µg/L	1	U	1	U	1	U	2	U	1	U	1	U	NA	
	SW04-022817	2/28/2017	µg/L	1	U	1	U	1.13		2	U	1	U	5	U	NA	
	SW04-031517	3/15/2017	µg/L	1	U	1	U	2.90		2	U	1	U	5	U	NA	
	SW04-032117	3/21/2017	µg/L	1	U	1	U	3.28		2	U	1	U	5	U	NA	
	SW04-033017	3/30/2017	µg/L	1	U	1	U	6.15		2	U	1	U	5	U	NA	
	SW04-040517	4/5/2017	µg/L	1	U	1	U	9.47		2	U	1	U	5	U	NA	
	SW04-050417	5/4/2017	µg/L	1	U	1	U	13.8		2	U	1	U	5	U	NA	
	SW04-061317	6/13/2017	µg/L	1	U	1	U	1.37		2	U	1	U	5	U	NA	
	SW04-071817	7/18/2017	µg/L	1	U	1	U	1.92		2	U	1	U	5	U	NA	
	SW04-080217	8/2/2017	µg/L	1	U	1	U	1	U	2	U	1	U	5	U	NA	
	SW04-090517	9/5/2017	µg/L	1	U	1	U	1	U	2	U	1	U	5	U	NA	
	SW04-120517	12/5/2017	µg/L	1	U	1	U	5.53		2	U	1	U	5	U	NA	
	SW04-121417	12/14/2017	µg/L	1	U	1	U	1	U	2	U	1	U	5	U	NA	
	SW04-010918	1/9/2018	µg/L	1	U	1	U	4.09		2	U	1	U	5	U	NA	
	SW04-020618	2/6/2018	µg/L	3.04		1	U	1.73		2	U	1.12		5	U	1	U
	SW04-030918	3/9/2018	µg/L	1	U	1	U	1.37		2	U	1	U	5	U	1	U
	SW04-040618	4/6/2018	µg/L	1	U	1	U	1	U	2	U	1	U	5	U	1	U
	SW04-050318	5/3/2018	µg/L	1	U	1	U	1	U	2	U	1	U	5	U	1.2	
	SW04-060718	6/7/2018	µg/L	1	U	1	U	1	U	2	U	1	U	5	U	1.31	
	SW04-071218	7/12/2018	µg/L	1	U	1	U	1	U	2	U	1	U	5	U	1	U
	SW04-091418	9/14/2018	µg/L	1	U	1	U	1	U	2	U	1	U	5	U	1.13	
	SW04-120418	12/4/2018	µg/L	1	U	1	U	1	U	2	U	1	U	5	U	1	U
	SW04-021919	2/19/2019	µg/L	1.47		1	U	1	U	2	U	1	U	5	U	1	U
	SW04-030719	3/7/2019	µg/L	3.11		1	U	1	U	2	U	1	U	5	U	1	U
	SW04-051519	5/15/2019	µg/L	1	U	1	U	1	U	2	U	1	U	5	U	1.27	
	SW04-060419	6/4/2019	µg/L	1	U	1	U	1	U	2	U	1	U	5	U	1.36	
	SW04-071819	7/18/2019	µg/L	1	U	1	U	1	U	2	U	1	U	5	U	1.12	
	SW04-082019	8/20/2019	µg/L	1	U	1	U	1	U	2	U	1	U	5	U	1	U
	SW04-091819	9/18/2019	µg/L	1	U	1	U	1	U	2	U	1	U	5	U	1	U

Table 3B. Analytical Results for Surface Water, Historical

Products (SE) Pipe Line Corporation

Lewis Drive Remediation Site, Belton, South Carolina

Site ID #18693 "Kinder Morgan Belton Pipeline Release"

Location	Sample ID	Date Collected	Units	Analyte													
				Benzene	Ethylbenzene	Toluene	m&p-Xylene	o-Xylene	Naphthalene	MTBE							
			Screening Value (µg/L):	2.2	a	530	a	1,000	a	NA	b	NA	b	NA	b	NA	b
SW-04	SW04-102219	10/22/2019	µg/L	1	U	1	U	1	U	2	U	1	U	5	U	1.56	
	SW04-110519	11/5/2019	µg/L	1	U	1	U	1	U	2	U	1	U	5	U	1.71	
	SW04-122019	12/20/2019	µg/L	1	U	1	U	1	U	2	U	1	U	5	U	1.06	
	SW04-010820	1/8/2020	µg/L	1	U	1	U	1	U	2	U	1	U	5	U	1	U
	SW04-021020	2/10/2020	µg/L	1	U	1	U	1	U	2	U	1	U	5	U	1	U
	SW04-031220	3/12/2020	µg/L	5.97		1	U	1.09		2	U	1.09		5	U	2.05	
	SW04-040220	4/2/2020	µg/L	1	U	1	U	1	U	2	U	1	U	5	U	1	U
	SW04-050420	5/4/2020	µg/L	1	U	1	U	1	U	2	U	1	U	5	U	1.49	
	SW04-060420	6/4/2020	µg/L	1.79		1	U	1	U	2	U	1	U	5	U	1.58	
	SW04-070920	7/9/2020	µg/L	1	U	1	U	1	U	2	U	1	U	5	U	1.29	
	SW04-080620	8/6/2020	µg/L	1	U	1	U	1	U	2	U	1	U	5	U	1.47	
	SW04-091520	9/15/2020	µg/L	1	U	1	U	1	U	2	U	1	U	5	U	1.82	
	SW04-102020	10/20/2020	µg/L	1	U	1	U	1	U	2	U	1	U	5	U	2.31	
	SW04-111120	11/11/2020	µg/L	1	U	1	U	1	U	2	U	1	U	5	U	1.06	
	SW04-121720	12/17/2020	µg/L	1	U	1	U	1	U	2	U	1	U	5	U	1	U
	SW04-012021	1/20/2021	µg/L	8.39		1	U	1	U	2	U	1.72		5	U	1.78	
	SW04-022421	2/24/2021	µg/L	1	U	1	U	1	U	2	U	1	U	5	U	1	U
	SW04-032421	3/24/2021	µg/L	1.74		1	U	1	U	2	U	1	U	5	U	1.16	
	SW04-041521	4/15/2021	µg/L	1	U	1	U	1	U	2	U	1	U	5	U	1	U
	SW04-051821	5/18/2021	µg/L	1	U	1	U	1	U	2	U	1	U	5	U	1.46	
	SW04-061721	6/17/2021	µg/L	1	U	1	U	1	U	2	U	1	U	5	U	1.45	
	SW04-071421	7/14/2021	µg/L	1	U	1	U	1	U	2	U	1	U	5	U	1	U
	SW04-082421	8/24/2021	µg/L	1	U	1	U	1	U	2	U	1	U	5	U	1	U
	SW04-092221	9/22/2021	µg/L	1	U	1	U	1	U	2	U	1	U	5	U	2.12	
	SW04-102121	10/21/2021	µg/L	9.47		1	U	1	U	2	U	1.17		5	U	2.07	
	SW04-111621	11/16/2021	µg/L	1	UJ	1	U	1	U	2	U	1	U	5	U	1.03	
	SW04-122021	12/20/2021	µg/L	2.14		1	U	1	U	2	U	1	U	5	U	1.04	
	SW04-012022	1/20/2022	µg/L	1.07		1	U	1	U	2	U	1	U	5	U	1	U
	SW04-021022	2/10/2022	µg/L	1.63		1	U	1	U	2	U	1	U	5	U	1	U
	--	3/1/2022	--	NS-IW		NS-IW		NS-IW		NS-IW		NS-IW		NS-IW		NS-IW	
	SW04-042022	4/20/2022	µg/L	NS-IW		NS-IW		NS-IW		NS-IW		NS-IW		NS-IW		NS-IW	
	SW04-051922	5/19/2022	µg/L	1	U	1	U	1	U	2	U	1	U	5	U	1.95	
	--	6/15/2022	--	NS-IW		NS-IW		NS-IW		NS-IW		NS-IW		NS-IW		NS-IW	
	--	7/19/2022	--	NS-IW		NS-IW		NS-IW		NS-IW		NS-IW		NS-IW		NS-IW	
	--	8/15/2022	--	NS-IW		NS-IW		NS-IW		NS-IW		NS-IW		NS-IW		NS-IW	
	--	9/20/2022	--	NS-IW		NS-IW		NS-IW		NS-IW		NS-IW		NS-IW		NS-IW	
	--	10/20/2022	--	NS-IW		NS-IW		NS-IW		NS-IW		NS-IW		NS-IW		NS-IW	
	SW04-112122	11/21/2022	µg/L	1	U	1	U	1	U	2	U	1	U	5	U	1.93	
	SW04-121322	12/13/2022	µg/L	1	U	1	U	1	U	2	U	1	U	5	U	1	U

Table 3B. Analytical Results for Surface Water, Historical

Products (SE) Pipe Line Corporation

Lewis Drive Remediation Site, Belton, South Carolina

Site ID #18693 "Kinder Morgan Belton Pipeline Release"

Location	Sample ID	Date Collected	Units	Analyte													
				Benzene		Ethylbenzene		Toluene		m&p-Xylene		o-Xylene		Naphthalene		MTBE	
			Screening Value (µg/L):	2.2	a	530	a	1,000	a	NA	b	NA	b	NA	b	NA	b
SW-05	SW05-022515	2/25/2015	µg/L	5	U ^c	5	U	5	U	10	U	5	U	5	U	NA	
	SW05-030215	3/2/2015	µg/L	5	U ^c	5	U	5	U	10	U	5	U	5	U	NA	
	SW05-031115	3/11/2015	µg/L	5	U ^c	5	U	5	U	10	U	5	U	5	U	NA	
	SW05-031815	3/18/2015	µg/L	5	U ^c	5	U	5	U	10	U	5	U	5	U	NA	
	SW05-033115	3/31/2015	µg/L	5	U ^c	5	U	5	U	10	U	5	U	5	U	NA	
	SW05-042215	4/22/2015	µg/L	5	U ^c	5	U	5	U	10	U	5	U	5	U	NA	
	SW05-050715	5/7/2015	µg/L	5	U ^c	5	U	5	U	10	U	5	U	5	U	NA	
	--	5/19/2015	--	NS-IW		NS-IW		NS-IW		NS-IW		NS-IW		NS-IW		NS-IW	
	--	6/3/2015	--	NS-IW		NS-IW		NS-IW		NS-IW		NS-IW		NS-IW		NS-IW	
	--	6/18/2015	--	NS-IW		NS-IW		NS-IW		NS-IW		NS-IW		NS-IW		NS-IW	
	--	7/15/2015	--	NS-IW		NS-IW		NS-IW		NS-IW		NS-IW		NS-IW		NS-IW	
	--	8/13/2015	--	NS-IW		NS-IW		NS-IW		NS-IW		NS-IW		NS-IW		NS-IW	
	--	9/24/2015	--	NS-IW		NS-IW		NS-IW		NS-IW		NS-IW		NS-IW		NS-IW	
	--	10/22/2015	--	NS-IW		NS-IW		NS-IW		NS-IW		NS-IW		NS-IW		NS-IW	
	SW05-112415	11/24/2015	µg/L	1	U	1	U	1	U	2	U	1	U	1	U	NA	
	SW05-122215	12/22/2015	µg/L	1	U	1	U	1	U	2	U	1	U	1	U	NA	
	SW05-012516	1/25/2016	µg/L	1	U	1	U	1	U	2	U	1	U	1	U	NA	
	SW05-021816	2/18/2016	µg/L	1	U	1	U	1	U	2	U	1	U	1	U	NA	
	SW05-031616	3/16/2016	µg/L	1	U	1	U	1	U	2	U	1	U	1	U	NA	
	--	4/27/2016	--	NS-IW		NS-IW		NS-IW		NS-IW		NS-IW		NS-IW		NS-IW	
	--	5/9/2016	--	NS-IW		NS-IW		NS-IW		NS-IW		NS-IW		NS-IW		NS-IW	
	--	6/27/2016	--	NS-IW		NS-IW		NS-IW		NS-IW		NS-IW		NS-IW		NS-IW	
	--	7/28/2016	--	NS-IW		NS-IW		NS-IW		NS-IW		NS-IW		NS-IW		NS-IW	
	--	8/19/2016	--	NS-IW		NS-IW		NS-IW		NS-IW		NS-IW		NS-IW		NS-IW	
	--	9/29/2016	--	NS-IW		NS-IW		NS-IW		NS-IW		NS-IW		NS-IW		NS-IW	
	--	10/31/2016	--	NS-IW		NS-IW		NS-IW		NS-IW		NS-IW		NS-IW		NS-IW	
	--	11/28/2016	--	NS-IW		NS-IW		NS-IW		NS-IW		NS-IW		NS-IW		NS-IW	
	--	12/29/2016	--	NS-IW		NS-IW		NS-IW		NS-IW		NS-IW		NS-IW		NS-IW	
	--	1/20/2017	--	NS-IW		NS-IW		NS-IW		NS-IW		NS-IW		NS-IW		NS-IW	
	--	2/28/2017	--	NS-IW		NS-IW		NS-IW		NS-IW		NS-IW		NS-IW		NS-IW	
	--	3/15/2017	--	NS-IW		NS-IW		NS-IW		NS-IW		NS-IW		NS-IW		NS-IW	
	--	3/21/2017	--	NS-IW		NS-IW		NS-IW		NS-IW		NS-IW		NS-IW		NS-IW	
	--	3/30/2017	--	NS-IW		NS-IW		NS-IW		NS-IW		NS-IW		NS-IW		NS-IW	
	--	4/5/2017	--	NS-IW		NS-IW		NS-IW		NS-IW		NS-IW		NS-IW		NS-IW	
	--	5/4/2017	--	NS-IW		NS-IW		NS-IW		NS-IW		NS-IW		NS-IW		NS-IW	
	--	6/13/2017	--	NS-IW		NS-IW		NS-IW		NS-IW		NS-IW		NS-IW		NS-IW	
	--	7/18/2017	--	NS-IW		NS-IW		NS-IW		NS-IW		NS-IW		NS-IW		NS-IW	
	--	8/2/2017	--	NS-IW		NS-IW		NS-IW		NS-IW		NS-IW		NS-IW		NS-IW	
	--	9/5/2017	--	NS-IW		NS-IW		NS-IW		NS-IW		NS-IW		NS-IW		NS-IW	

Table 3B. Analytical Results for Surface Water, Historical

Products (SE) Pipe Line Corporation

Lewis Drive Remediation Site, Belton, South Carolina

Site ID #18693 "Kinder Morgan Belton Pipeline Release"

Location	Sample ID	Date Collected	Units	Analyte													
				Benzene		Ethylbenzene		Toluene		m&p-Xylene		o-Xylene		Naphthalene		MTBE	
			Screening Value (µg/L):	2.2	a	530	a	1,000	a	NA	b	NA	b	NA	b	NA	b
SW-05	--	12/5/2017	--	NS-IW		NS-IW		NS-IW		NS-IW		NS-IW		NS-IW		NS-IW	
	--	12/14/2017	--	NS-IW		NS-IW		NS-IW		NS-IW		NS-IW		NS-IW		NS-IW	
	--	1/9/2018	--	NS-IW		NS-IW		NS-IW		NS-IW		NS-IW		NS-IW		NS-IW	
	SW05-020618	2/6/2018	µg/L	1	U	1	U	1	U	2	U	1	U	5	U	1	U
	SW05-030918	3/9/2018	µg/L	1	U	1	U	1	U	2	U	1	U	5	U	1	U
	--	4/6/2018	--	NS-IW		NS-IW		NS-IW		NS-IW		NS-IW		NS-IW		NS-IW	
	SW05-050318	5/3/2018	µg/L	1	U	1	U	1	U	2	U	1	U	5	U	1	U
	--	6/7/2018	--	NS-IW		NS-IW		NS-IW		NS-IW		NS-IW		NS-IW		NS-IW	
	--	7/12/2018	--	NS-IW		NS-IW		NS-IW		NS-IW		NS-IW		NS-IW		NS-IW	
	--	9/14/2018	--	NS-IW		NS-IW		NS-IW		NS-IW		NS-IW		NS-IW		NS-IW	
	SW05-120418	12/4/2018	µg/L	1	U	1	U	1	U	2	U	1	U	5	U	1	U
	SW05-021919	2/19/2019	µg/L	1	U	1	U	1	U	2	U	1	U	5	U	1	U
	SW05-030719	3/7/2019	µg/L	1	U	1	U	1	U	2	U	1	U	5	U	1	U
	SW05-051519	5/15/2019	µg/L	1	U	1	U	1	U	2	U	1	U	5	U	1	U
	--	6/4/2019	--	NS-IW		NS-IW		NS-IW		NS-IW		NS-IW		NS-IW		NS-IW	
	--	7/18/2019	--	NS-IW		NS-IW		NS-IW		NS-IW		NS-IW		NS-IW		NS-IW	
	--	8/20/2019	--	NS-IW		NS-IW		NS-IW		NS-IW		NS-IW		NS-IW		NS-IW	
	--	9/18/2019	--	NS-IW		NS-IW		NS-IW		NS-IW		NS-IW		NS-IW		NS-IW	
	--	10/22/2019	--	NS-IW		NS-IW		NS-IW		NS-IW		NS-IW		NS-IW		NS-IW	
	--	11/5/2019	--	NS-IW		NS-IW		NS-IW		NS-IW		NS-IW		NS-IW		NS-IW	
	--	12/20/2019	--	NS-IW		NS-IW		NS-IW		NS-IW		NS-IW		NS-IW		NS-IW	
	SW05-010820	1/8/2020	µg/L	1	U	1	U	1	U	2	U	1	U	5	U	1	U
	SW05-021020	2/10/2020	µg/L	1	U	1	U	1	U	2	U	1	U	5	U	1	U
	SW05-031220	3/12/2020	µg/L	1	U	1	U	1	U	2	U	1	U	5	U	1	U
	SW05-040220	4/2/2020	µg/L	1	U	1	U	1	U	2	U	1	U	5	U	1	U
	SW05-050420	5/4/2020	µg/L	1	U	1	U	1	U	2	U	1	U	5	U	1	U
	SW05-060420	6/4/2020	µg/L	1	U	1	U	1	U	2	U	1	U	5	U	1	U
	SW05-070920	7/9/2020	µg/L	1	U	1	U	1	U	2	U	1	U	5	U	1	U
	SW05-080620	8/6/2020	--	NS-IW		NS-IW		NS-IW		NS-IW		NS-IW		NS-IW		NS-IW	
	--	9/15/2020	--	NS-IW		NS-IW		NS-IW		NS-IW		NS-IW		NS-IW		NS-IW	
	--	10/20/2020	--	NS-IW		NS-IW		NS-IW		NS-IW		NS-IW		NS-IW		NS-IW	
	--	11/11/2020	--	NS-IW		NS-IW		NS-IW		NS-IW		NS-IW		NS-IW		NS-IW	
	SW05-121720	12/17/2020	µg/L	1	U	1	U	1	U	2	U	1	U	5	U	1	U
	SW05-012021	1/20/2021	µg/L	1	U	1	U	1	U	2	U	1	U	5	U	1	U
	SW05-022421	2/24/2021	µg/L	1	U	1	U	1	U	2	U	1	U	5	U	1	U
	SW05-032421	3/24/2021	µg/L	1	U	1	U	1	U	2	U	1	U	5	U	1	U
	SW05-041521	4/15/2021	µg/L	1	U	1	U	1	U	2	U	1	U	5	U	1	U
	--	5/18/2021	--	NS-IW		NS-IW		NS-IW		NS-IW		NS-IW		NS-IW		NS-IW	
	--	6/17/2021	--	NS-IW		NS-IW		NS-IW		NS-IW		NS-IW		NS-IW		NS-IW	

Table 3B. Analytical Results for Surface Water, Historical

Products (SE) Pipe Line Corporation

Lewis Drive Remediation Site, Belton, South Carolina

Site ID #18693 "Kinder Morgan Belton Pipeline Release"

Location	Sample ID	Date Collected	Units	Analyte													
				Benzene		Ethylbenzene		Toluene		m&p-Xylene		o-Xylene		Naphthalene		MTBE	
			Screening Value (µg/L):	2.2	a	530	a	1,000	a	NA	b	NA	b	NA	b	NA	b
SW-05	--	7/14/2021	--	NS-IW		NS-IW		NS-IW		NS-IW		NS-IW		NS-IW		NS-IW	
	--	8/24/2021	--	NS-IW		NS-IW		NS-IW		NS-IW		NS-IW		NS-IW		NS-IW	
	--	9/22/2021	--	NS-IW		NS-IW		NS-IW		NS-IW		NS-IW		NS-IW		NS-IW	
	--	10/21/2021	--	NS-IW		NS-IW		NS-IW		NS-IW		NS-IW		NS-IW		NS-IW	
	--	11/16/2021	--	NS-IW		NS-IW		NS-IW		NS-IW		NS-IW		NS-IW		NS-IW	
	--	12/20/2021	--	NS-IW		NS-IW		NS-IW		NS-IW		NS-IW		NS-IW		NS-IW	
	SW05-012022	1/20/2022	µg/L	1	U	1	U	1	U	2	U	1	U	5	U	1	U
	SW05-021022	2/10/2022	µg/L	1	U	1	U	1	U	2	U	1	U	5	U	1	U
	SW05-030122	3/1/2022	µg/L	1	U	1	U	1	U	2	U	1	U	5	U	1	U
	SW05-042022	4/20/2022	µg/L	1	U	1	U	1	U	2	U	1	U	5	U	1	U
	--	5/19/2022	--	NS-IW		NS-IW		NS-IW		NS-IW		NS-IW		NS-IW		NS-IW	
	--	6/15/2022	--	NS-IW		NS-IW		NS-IW		NS-IW		NS-IW		NS-IW		NS-IW	
	--	7/19/2022	--	NS-IW		NS-IW		NS-IW		NS-IW		NS-IW		NS-IW		NS-IW	
	--	8/15/2022	--	NS-IW		NS-IW		NS-IW		NS-IW		NS-IW		NS-IW		NS-IW	
	--	9/20/2022	--	NS-IW		NS-IW		NS-IW		NS-IW		NS-IW		NS-IW		NS-IW	
	--	10/20/2022	--	NS-IW		NS-IW		NS-IW		NS-IW		NS-IW		NS-IW		NS-IW	
	--	11/21/2022	--	NS-IW		NS-IW		NS-IW		NS-IW		NS-IW		NS-IW		NS-IW	
	--	12/13/2022	--	NS-IW		NS-IW		NS-IW		NS-IW		NS-IW		NS-IW		NS-IW	
SW-06	SW06-022515	2/25/2015	µg/L	5	U ^c	5	U	5	U	10	U	5	U	5	U	NA	
	SW06-030215	3/2/2015	µg/L	5	U ^c	5	U	5	U	10	U	5	U	5	U	NA	
	SW06-031115	3/11/2015	µg/L	5	U ^c	5	U	5	U	10	U	5	U	5	U	NA	
	SW06-031815	3/18/2015	µg/L	5	U ^c	5	U	5	U	10	U	5	U	5	U	NA	
	--	3/31/2015	--	NS-IW		NS-IW		NS-IW		NS-IW		NS-IW		NS-IW		NS-IW	
	SW06-042215	4/22/2015	µg/L	5	U ^c	5	U	5	U	10	U	5	U	5	U	NA	
	--	5/7/2015	--	NS-IW		NS-IW		NS-IW		NS-IW		NS-IW		NS-IW		NS-IW	
	--	5/19/2015	--	NS-IW		NS-IW		NS-IW		NS-IW		NS-IW		NS-IW		NS-IW	
	--	6/3/2015	--	NS-IW		NS-IW		NS-IW		NS-IW		NS-IW		NS-IW		NS-IW	
	--	6/18/2015	--	NS-IW		NS-IW		NS-IW		NS-IW		NS-IW		NS-IW		NS-IW	
	--	7/15/2015	--	NS-IW		NS-IW		NS-IW		NS-IW		NS-IW		NS-IW		NS-IW	
	--	8/13/2015	--	NS-IW		NS-IW		NS-IW		NS-IW		NS-IW		NS-IW		NS-IW	
	--	9/24/2015	--	NS-IW		NS-IW		NS-IW		NS-IW		NS-IW		NS-IW		NS-IW	
	--	10/22/2015	--	NS-IW		NS-IW		NS-IW		NS-IW		NS-IW		NS-IW		NS-IW	
	--	11/24/2015	--	NS-IW		NS-IW		NS-IW		NS-IW		NS-IW		NS-IW		NS-IW	
	SW06-122215	12/22/2015	µg/L	1	U	1	U	1	U	2	U	1	U	1	U	NA	
	SW06-012516	1/25/2016	µg/L	1	U	1	U	1	U	2	U	1	U	1	U	NA	
	SW06-021816	2/18/2016	µg/L	1	U	1	U	1	U	2	U	1	U	1	U	NA	
	--	3/16/2016	--	NS-IW		NS-IW		NS-IW		NS-IW		NS-IW		NS-IW		NS-IW	
	--	4/27/2016	--	NS-IW		NS-IW		NS-IW		NS-IW		NS-IW		NS-IW		NS-IW	
	--	5/9/2016	--	NS-IW		NS-IW		NS-IW		NS-IW		NS-IW		NS-IW		NS-IW	

Table 3B. Analytical Results for Surface Water, Historical

Products (SE) Pipe Line Corporation

Lewis Drive Remediation Site, Belton, South Carolina

Site ID #18693 "Kinder Morgan Belton Pipeline Release"

Location	Sample ID	Date Collected	Units	Analyte													
				Benzene		Ethylbenzene		Toluene		m&p-Xylene		o-Xylene		Naphthalene		MTBE	
			Screening Value (µg/L):	2.2	^a	530	^a	1,000	^a	NA	^b	NA	^b	NA	^b	NA	^b
SW-06	--	6/27/2016	--	NS-IW		NS-IW		NS-IW		NS-IW		NS-IW		NS-IW		NS-IW	
	--	7/28/2016	--	NS-IW		NS-IW		NS-IW		NS-IW		NS-IW		NS-IW		NS-IW	
	--	8/19/2016	--	NS-IW		NS-IW		NS-IW		NS-IW		NS-IW		NS-IW		NS-IW	
	--	9/29/2016	--	NS-IW		NS-IW		NS-IW		NS-IW		NS-IW		NS-IW		NS-IW	
	--	10/31/2016	--	NS-IW		NS-IW		NS-IW		NS-IW		NS-IW		NS-IW		NS-IW	
	--	11/28/2016	--	NS-IW		NS-IW		NS-IW		NS-IW		NS-IW		NS-IW		NS-IW	
	--	12/29/2016	--	NS-IW		NS-IW		NS-IW		NS-IW		NS-IW		NS-IW		NS-IW	
	--	1/20/2017	--	NS-IW		NS-IW		NS-IW		NS-IW		NS-IW		NS-IW		NS-IW	
	--	2/28/2017	--	NS-IW		NS-IW		NS-IW		NS-IW		NS-IW		NS-IW		NS-IW	
	--	3/15/2017	--	NS-IW		NS-IW		NS-IW		NS-IW		NS-IW		NS-IW		NS-IW	
	--	3/21/2017	--	NS-IW		NS-IW		NS-IW		NS-IW		NS-IW		NS-IW		NS-IW	
	--	3/30/2017	--	NS-IW		NS-IW		NS-IW		NS-IW		NS-IW		NS-IW		NS-IW	
	--	4/5/2017	--	NS-IW		NS-IW		NS-IW		NS-IW		NS-IW		NS-IW		NS-IW	
	--	5/4/2017	--	NS-IW		NS-IW		NS-IW		NS-IW		NS-IW		NS-IW		NS-IW	
	--	6/13/2017	--	NS-IW		NS-IW		NS-IW		NS-IW		NS-IW		NS-IW		NS-IW	
	--	7/18/2017	--	NS-IW		NS-IW		NS-IW		NS-IW		NS-IW		NS-IW		NS-IW	
	--	8/2/2017	--	NS-IW		NS-IW		NS-IW		NS-IW		NS-IW		NS-IW		NS-IW	
	--	9/5/2017	--	NS-IW		NS-IW		NS-IW		NS-IW		NS-IW		NS-IW		NS-IW	
	--	12/5/2017	--	NS-IW		NS-IW		NS-IW		NS-IW		NS-IW		NS-IW		NS-IW	
	--	12/14/2017	--	NS-IW		NS-IW		NS-IW		NS-IW		NS-IW		NS-IW		NS-IW	
	--	1/9/2018	--	NS-IW		NS-IW		NS-IW		NS-IW		NS-IW		NS-IW		NS-IW	
	--	2/6/2018	--	NS-IW		NS-IW		NS-IW		NS-IW		NS-IW		NS-IW		NS-IW	
	--	3/9/2018	--	NS-IW		NS-IW		NS-IW		NS-IW		NS-IW		NS-IW		NS-IW	
	--	4/6/2018	--	NS-IW		NS-IW		NS-IW		NS-IW		NS-IW		NS-IW		NS-IW	
	--	5/3/2018	--	NS-IW		NS-IW		NS-IW		NS-IW		NS-IW		NS-IW		NS-IW	
	--	6/7/2018	--	NS-IW		NS-IW		NS-IW		NS-IW		NS-IW		NS-IW		NS-IW	
	--	7/12/2018	--	NS-IW		NS-IW		NS-IW		NS-IW		NS-IW		NS-IW		NS-IW	
	--	9/14/2018	--	NS-IW		NS-IW		NS-IW		NS-IW		NS-IW		NS-IW		NS-IW	
SW-07	SW07-022515	2/25/2015	µg/L	5	U ^c	5	U	5	U	10	U	5	U	5	U	NA	
	SW07-030215	3/2/2015	µg/L	5	U ^c	5	U	5	U	10	U	5	U	5	U	NA	
	SW07-031115	3/11/2015	µg/L	5	U ^c	5	U	5	U	10	U	5	U	5	U	NA	
	SW07-031815	3/18/2015	µg/L	5	U ^c	5	U	5	U	10	U	5	U	5	U	NA	
	SW07-033115	3/31/2015	µg/L	5	U ^c	5	U	5	U	10	U	5	U	5	U	NA	
	SW07-042215	4/22/2015	µg/L	5	U ^c	5	U	5	U	10	U	5	U	5	U	NA	
	SW07-050715	5/7/2015	µg/L	5	U ^c	5	U	5	U	10	U	5	U	5	U	NA	
	SW07-051915	5/19/2015	µg/L	5	U ^c	5	U	5	U	10	U	5	U	5	U	NA	
	SW07-060315	6/3/2015	µg/L	5	U ^c	5	U	5	U	10	U	5	U	5	U	NA	
	SW07-061815	6/18/2015	µg/L	5	U ^c	5	U	5	U	10	U	5	U	5	U	NA	
	SW07-071515	7/15/2015	µg/L	5	U ^c	5	U	5	U	10	U	5	U	5	U	NA	

Table 3B. Analytical Results for Surface Water, Historical

Products (SE) Pipe Line Corporation

Lewis Drive Remediation Site, Belton, South Carolina

Site ID #18693 "Kinder Morgan Belton Pipeline Release"

Location	Sample ID	Date Collected	Units	Analyte													
				Benzene		Ethylbenzene		Toluene		m&p-Xylene		o-Xylene		Naphthalene		MTBE	
			Screening Value (µg/L):	2.2	a	530	a	1,000	a	NA	b	NA	b	NA	b	NA	b
SW-07	--	8/13/2015	--	NS-IW		NS-IW		NS-IW		NS-IW		NS-IW		NS-IW		NS-IW	
	--	9/24/2015	--	NS-IW		NS-IW		NS-IW		NS-IW		NS-IW		NS-IW		NS-IW	
	SW07-102215	10/22/2015	µg/L	1	U	1	U	1	U	2	U	1	U	1	U	NA	
	SW07-112415	11/24/2015	µg/L	1	U	1	U	1	U	2	U	1	U	1	U	NA	
	SW07-122215	12/22/2015	µg/L	1	U	1	U	1	U	2	U	1	U	1	U	NA	
	SW07-012516	1/25/2016	µg/L	1	U	1	U	1	U	2	U	1	U	1	U	NA	
	SW07-021816	2/18/2016	µg/L	1	U	1	U	1	U	2	U	1	U	1	U	NA	
	SW07-031616	3/16/2016	µg/L	1	U	1	U	1	U	2	U	1	U	1	U	NA	
	SW07-042716	4/27/2016	µg/L	1	U	1	U	1	U	2	U	1	U	1	U	NA	
	SW07-050916	5/9/2016	µg/L	1	U	1	U	1	U	2	U	1	U	1	U	NA	
	--	6/27/2016	--	NS-IW		NS-IW		NS-IW		NS-IW		NS-IW		NS-IW		NS-IW	
	--	7/28/2016	--	NS-IW		NS-IW		NS-IW		NS-IW		NS-IW		NS-IW		NS-IW	
	--	8/19/2016	--	NS-IW		NS-IW		NS-IW		NS-IW		NS-IW		NS-IW		NS-IW	
	--	9/29/2016	--	NS-IW		NS-IW		NS-IW		NS-IW		NS-IW		NS-IW		NS-IW	
	--	10/31/2016	--	NS-IW		NS-IW		NS-IW		NS-IW		NS-IW		NS-IW		NS-IW	
	--	11/28/2016	--	NS-IW		NS-IW		NS-IW		NS-IW		NS-IW		NS-IW		NS-IW	
	--	12/29/2016	--	NS-IW		NS-IW		NS-IW		NS-IW		NS-IW		NS-IW		NS-IW	
	--	1/20/2017	--	NS-IW		NS-IW		NS-IW		NS-IW		NS-IW		NS-IW		NS-IW	
	--	2/28/2017	--	NS-IW		NS-IW		NS-IW		NS-IW		NS-IW		NS-IW		NS-IW	
	SW07-031517	3/15/2017	µg/L	1	U	1	U	1	U	2	U	1	U	5	U	NA	
	SW07-032117	3/21/2017	µg/L	1	U	1	U	1	U	2	U	1	U	5	U	NA	
	SW07-033017	3/30/2017	µg/L	1	U	1	U	1	U	2	U	1	U	5	U	NA	
	SW07-040517	4/5/2017	µg/L	1	U	1	U	1	U	2	U	1	U	5	U	NA	
	SW07-050417	5/4/2017	µg/L	1	U	1	U	1	U	2	U	1	U	5	U	NA	
	SW07-061317	6/13/2017	µg/L	1	U	1	U	1	U	2	U	1	U	5	U	NA	
	SW07-071817	7/18/2017	µg/L	1	U	1	U	1	U	2	U	1	U	5	U	NA	
	--	8/2/2017	--	NS-IW		NS-IW		NS-IW		NS-IW		NS-IW		NS-IW		NS-IW	
	--	9/5/2017	--	NS-IW		NS-IW		NS-IW		NS-IW		NS-IW		NS-IW		NS-IW	
	SW07-120517	12/5/2017	µg/L	1	U	1	U	1	U	2	U	1	U	5	U	NA	
	SW07-121417	12/14/2017	µg/L	1	U	1	U	1	U	2	U	1	U	5	U	NA	
	SW07-010918	1/9/2018	µg/L	1	U	1	U	1	U	2	U	1	U	5	U	NA	
	SW07-020618	2/6/2018	µg/L	1	U	1	U	1	U	2	U	1	U	5	U	1	U
	SW07-030918	3/9/2018	µg/L	1	U	1	U	1	U	2	U	1	U	5	U	1	U
	SW07-040618	4/6/2018	µg/L	1	U	1	U	1	U	2	U	1	U	5	U	1	U
	SW07-050318	5/3/2018	µg/L	1	U	1	U	1	U	2	U	1	U	5	U	1	U
	SW07-060718	6/7/2018	µg/L	1	U	1	U	1	U	2	U	1	U	5	U	1	U
	SW07-071218	7/12/2018	µg/L	1	U	1	U	1	U	2	U	1	U	5	U	1	U
	--	9/14/2018	--	NS-IW		NS-IW		NS-IW		NS-IW		NS-IW		NS-IW		NS-IW	
	SW07-120418	12/4/2018	µg/L	1	U	1	U	1	U	2	U	1	U	5	U	1	U

Table 3B. Analytical Results for Surface Water, Historical

Products (SE) Pipe Line Corporation

Lewis Drive Remediation Site, Belton, South Carolina

Site ID #18693 "Kinder Morgan Belton Pipeline Release"

Location	Sample ID	Date Collected	Units	Analyte													
				Benzene		Ethylbenzene		Toluene		m&p-Xylene		o-Xylene		Naphthalene		MTBE	
			Screening Value (µg/L):	2.2	a	530	a	1,000	a	NA	b	NA	b	NA	b	NA	b
SW-07	SW07-030719	3/7/2019	µg/L	1	U	1	U	1	U	2	U	1	U	5	U	1	U
	SW07-051519	5/15/2019	µg/L	1	U	1	U	1	U	2	U	1	U	5	U	1	U
	SW07-060619	6/6/2019	µg/L	1	U	1	U	1	U	2	U	1	U	5	U	1	U
	--	7/18/2019	--	NS-IW		NS-IW		NS-IW		NS-IW		NS-IW		NS-IW		NS-IW	
	--	8/20/2019	--	NS-IW		NS-IW		NS-IW		NS-IW		NS-IW		NS-IW		NS-IW	
	--	9/18/2019	--	NS-IW		NS-IW		NS-IW		NS-IW		NS-IW		NS-IW		NS-IW	
	SW07-102219	10/22/2019	µg/L	1	U	1	U	1	U	2	U	1	U	5	U	1	U
	--	11/5/2019	--	NS-IW		NS-IW		NS-IW		NS-IW		NS-IW		NS-IW		NS-IW	
	SW07-122019	12/20/2019	µg/L	1	U	1	U	1	U	2	U	1	U	5	U	1	U
	SW07-010820	1/8/2020	µg/L	1	U	1	U	1	U	2	U	1	U	5	U	1	U
	SW07-021020	2/10/2020	µg/L	1	U	1	U	1	U	2	U	1	U	5	U	1	U
	SW07-031220	3/12/2020	µg/L	1	U	1	U	1	U	2	U	1	U	5	U	1	U
	SW07-040220	4/2/2020	µg/L	1	U	1	U	1	U	2	U	1	U	5	U	1	U
	SW07-050420	5/4/2020	µg/L	1	U	1	U	1	U	2	U	1	U	5	U	1	U
	SW07-060420	6/4/2020	µg/L	1	U	1	U	1	U	2	U	1	U	5	U	1	U
	SW07-070920	7/9/2020	µg/L	1	U	1	U	1	U	2	U	1	U	5	U	1	U
	SW07-080620	8/6/2020	µg/L	1	U	1	U	1	U	2	U	1	U	5	U	1	U
	--	9/15/2020	--	NS-IW		NS-IW		NS-IW		NS-IW		NS-IW		NS-IW		NS-IW	
	SW07-102020	10/20/2020	µg/L	1	U	1	U	1	U	2	U	1	U	5	U	1	U
	SW07-111120	11/11/2020	µg/L	1	U	1	U	1	U	2	U	1	U	5	U	1	U
	SW07-121720	12/17/2020	µg/L	1	U	1	U	1	U	2	U	1	U	5	U	1	U
	SW07-012021	1/20/2021	µg/L	1	U	1	U	1	U	2	U	1	U	5	U	1	U
	SW07-022421	2/24/2021	µg/L	Water level too high.													
	SW07-032421	3/24/2021	µg/L	1	U	1	U	1	U	2	U	1	U	5	U	1	U
	SW07-041521	4/15/2021	µg/L	1	U	1	U	1	U	2	U	1	U	5	U	1	U
	SW07-051821	5/18/2021	µg/L	1	U	1	U	1	U	2	U	1	U	5	U	1	U
	SW07-061721	6/17/2021	µg/L	1	U	1	U	1	U	2	U	1	U	5	U	1	U
	SW07-071421	7/14/2021	µg/L	1	U	1	U	1	U	2	U	1	U	5	U	1	U
	SW07-082421	8/24/2021	µg/L	1	U	1	U	1	U	2	U	1	U	5	U	1	U
	SW07-092221	9/22/2021	µg/L	1	U	1	U	1.79		2	U	1	U	5	U	1	U
	SW07-102121	10/21/2021	µg/L	1	U	1	U	1	U	2	U	1	U	5	U	1	U
	SW07-111621	11/16/2021	µg/L	1	UJ	1	U	1	U	2	U	1	U	5	U	1	U
	SW07-122021	12/20/2021	µg/L	1	U	1	U	1	U	2	U	1	U	5	U	1	U
	SW07-012022	1/20/2022	µg/L	1	U	1	U	1	U	2	U	1	U	5	U	1	U
	SW07-021022	2/10/2022	µg/L	1	U	1	U	1	U	2	U	1	U	5	U	1	U
	SW07-030122	3/1/2022	µg/L	1	U	1	U	1	U	2	U	1	U	5	U	1	U
	SW07-042022	4/20/2022	µg/L	1	U	1	U	1	U	2	U	1	U	5	U	1	U
	SW07-051922	5/19/2022	µg/L	1	U	1	U	2.53		2	U	1	U	5	U	1	U
	SW07-061522	6/15/2022	µg/L	1	U	1	U	1	U	2	U	1	U	5	UJ	1	U

Table 3B. Analytical Results for Surface Water, Historical

Products (SE) Pipe Line Corporation

Lewis Drive Remediation Site, Belton, South Carolina

Site ID #18693 "Kinder Morgan Belton Pipeline Release"

Location	Sample ID	Date Collected	Units	Analyte													
				Benzene	Ethylbenzene	Toluene	m&p-Xylene	o-Xylene	Naphthalene	MTBE							
			Screening Value (µg/L):	2.2	a	530	a	1,000	a	NA	b	NA	b	NA	b	NA	b
SW-07	--	7/19/2022	--	NS-IW		NS-IW		NS-IW		NS-IW		NS-IW		NS-IW		NS-IW	
	--	8/15/2022	--	NS-IW		NS-IW		NS-IW		NS-IW		NS-IW		NS-IW		NS-IW	
	--	9/20/2022	--	NS-IW		NS-IW		NS-IW		NS-IW		NS-IW		NS-IW		NS-IW	
	--	10/20/2022	--	NS-IW		NS-IW		NS-IW		NS-IW		NS-IW		NS-IW		NS-IW	
	--	11/21/2022	--	NS-IW		NS-IW		NS-IW		NS-IW		NS-IW		NS-IW		NS-IW	
	SW07-121322	12/13/2022	µg/L	1	U	1	U	1	U	2	U	1	U	5	U	1	U
SW-08	SW08-022515	2/25/2015	µg/L	5	U ^c	5	U	5	U	10	U	5	U	5	U	NA	
	SW08-030215	3/2/2015	µg/L	5	U ^c	5	U	5	U	10	U	5	U	5	U	NA	
	SW08-031115	3/11/2015	µg/L	5	U ^c	5	U	5	U	10	U	5	U	5	U	NA	
	SW08-031815	3/18/2015	µg/L	5	U ^c	5	U	5	U	10	U	5	U	5	U	NA	
	SW08-033115	3/31/2015	µg/L	5	U ^c	5	U	5	U	10	U	5	U	5	U	NA	
	SW08-042215	4/22/2015	µg/L	5	U ^c	5	U	5	U	10	U	5	U	5	U	NA	
	SW08-050715	5/7/2015	µg/L	5	U ^c	5	U	5	U	10	U	5	U	5	U	NA	
	SW08-051915	5/19/2015	µg/L	5	U ^c	5	U	5	U	10	U	5	U	5	U	NA	
	SW08-060315	6/3/2015	µg/L	5	U ^c	5	U	5	U	10	U	5	U	5	U	NA	
	SW08-061815	6/18/2015	µg/L	5	U ^c	5	U	5	U	10	U	5	U	5	U	NA	
	SW08-071515	7/15/2015	µg/L	5	U ^c	5	U	5	U	10	U	5	U	5	U	NA	
	SW08-081315	8/13/2015	µg/L	5	U ^c	5	U	5	U	10	U	5	U	5	U	NA	
	SW08-092415	9/24/2015	µg/L	5	U ^c	5	U	5	U	10	U	5	U	5	U	NA	
	SW08-102215	10/22/2015	µg/L	1	U	1	U	1	U	2	U	1	U	1	U	NA	
	SW08-112415	11/24/2015	µg/L	1	U	1	U	1	U	2	U	1	U	1	U	NA	
	SW08-122215	12/22/2015	µg/L	1.6		1	U	3.8		2.5		1.6		1	U	NA	
	SW08-012516	1/25/2016	µg/L	2.4		1	U	5.6		2		1.3		1	U	NA	
	SW08-021816	2/18/2016	µg/L	2.9		1	U	7.6		2.3		1.5		1	U	NA	
	SW08-031616	3/16/2016	µg/L	1	U	1	U	1	U	2	U	1	U	1	U	NA	
	SW08-042716	4/27/2016	µg/L	1	U	1	U	1	U	2	U	1	U	1	U	NA	
	SW08-050916	5/9/2016	µg/L	1	U	1	U	1	U	2	U	1	U	1	U	NA	
	SW08-062716	6/27/2016	µg/L	1	U	1	U	1	U	2	U	1	U	1	U	NA	
	SW08-072816	7/28/2016	µg/L	1	U	1	U	1	U	2	U	1	U	1	U	NA	
	SW08-081916	8/19/2016	µg/L	1	U	1	U	1	U	2	U	1	U	1	U	NA	
	SW08-092916	9/29/2016	µg/L	1	U	1	U	1	U	2	U	1	U	1	U	NA	
	SW08-103116	10/31/2016	µg/L	1	U	1	U	1	U	2	U	1	U	1	U	NA	
	SW08-112816	11/28/2016	µg/L	1	U	1	U	1	U	2	U	1	U	1	U	NA	
	SW08-122916	12/29/2016	µg/L	1	U	1	U	1	U	2	U	1	U	1	U	NA	
	SW08-012017	1/20/2017	µg/L	1	U	1	U	1	U	2	U	1	U	1	U	NA	
	SW08-022817	2/28/2017	µg/L	1	U	1	U	1	U	2	U	1	U	5	U	NA	
	SW08-031517	3/15/2017	µg/L	1	U	1	U	1	U	2	U	1	U	5	U	NA	
	SW08-032117	3/21/2017	µg/L	1	U	1	U	1	U	2	U	1	U	5	U	NA	
	SW08-033017	3/30/2017	µg/L	1	U	1	U	1	U	2	U	1	U	5	U	NA	

Table 3B. Analytical Results for Surface Water, Historical

Products (SE) Pipe Line Corporation

Lewis Drive Remediation Site, Belton, South Carolina

Site ID #18693 "Kinder Morgan Belton Pipeline Release"

Location	Sample ID	Date Collected	Units	Analyte													
				Benzene		Ethylbenzene		Toluene		m&p-Xylene		o-Xylene		Naphthalene		MTBE	
			Screening Value (µg/L):	2.2	a	530	a	1,000	a	NA	b	NA	b	NA	b	NA	b
SW-08	SW08-040517	4/5/2017	µg/L	1	U	1	U	1	U	2	U	1	U	5	U	NA	
	SW08-050417	5/4/2017	µg/L	1	U	1	U	1	U	2	U	1	U	5	U	NA	
	SW08-061317	6/13/2017	µg/L	1	U	1	U	1	U	2	U	1	U	5	U	NA	
	SW08-071817	7/18/2017	µg/L	1	U	1	U	1	U	2	U	1	U	5	U	NA	
	SW08-080217	8/2/2017	µg/L	1	U	1	U	1	U	2	U	1	U	5	U	NA	
	SW08-090517	9/5/2017	µg/L	1	U	1	U	1	U	2	U	1	U	5	U	NA	
	SW08-120517	12/5/2017	µg/L	1	U	1	U	1	U	2	U	1	U	5	U	NA	
	SW08-121417	12/14/2017	µg/L	1	U	1	U	1	U	2	U	1	U	5	U	NA	
	SW08-010918	1/9/2018	µg/L	1.16		1	U	1	U	2	U	1.87		5	U	NA	
	SW08-020618	2/6/2018	µg/L	1	U	1	U	1	U	2	U	1	U	5	U	1	U
	SW08-030918	3/9/2018	µg/L	1	U	1	U	1	U	2	U	1	U	5	U	1	U
	SW08-040618	4/6/2018	µg/L	1	U	1	U	1	U	2	U	1	U	5	U	1	U
	SW08-050318	5/3/2018	µg/L	1	U	1	U	1	U	2	U	1	U	5	U	1	U
	SW08-060718	6/7/2018	µg/L	1	U	1	U	1	U	2	U	1	U	5	U	1	U
	SW08-071218	7/12/2018	µg/L	1	U	1	U	1	U	2	U	1	U	5	U	1	U
	SW08-091418	9/14/2018	µg/L	1	U	1	U	1	U	2	U	1	U	5	U	1	U
	SW08-120418	12/4/2018	µg/L	1	U	1	U	1	U	2	U	1	U	5	U	1	U
	SW08-030719	3/7/2019	µg/L	2.45		1	U	1	U	2	U	1	U	5	U	1.17	
	SW08-051519	5/15/2019	µg/L	1	U	1	U	1	U	2	U	1	U	5	U	1	U
	SW08-060419	6/4/2019	µg/L	1	U	1	U	1	U	2	U	1	U	5	U	1	U
	SW08-071819	7/18/2019	µg/L	1	U	1	U	1	U	2	U	1	U	5	U	1	U
	SW08-082019	8/20/2019	µg/L	1	U	1	U	1	U	2	U	1	U	5	U	1	U
	SW08-091819	9/18/2019	µg/L	1	U	1	U	1	U	2	U	1	U	5	U	1	U
	SW08-102219	10/22/2019	µg/L	1	U	1	U	1	U	2	U	1	U	5	U	1	U
	SW08-110519	11/5/2019	µg/L	1	U	1	U	1	U	2	U	1	U	5	U	1	U
	SW08-122019	12/20/2019	µg/L	1	U	1	U	1	U	2	U	1	U	5	U	1	U
	SW08-010820	1/8/2020	µg/L	1	U	1	U	1	U	2	U	1	U	5	U	1	U
	SW08-021020	2/10/2020	µg/L	8.05		1	U	1	U	2	U	1.19		5	U	1	U
	SW08-031220	3/12/2020	µg/L	1.07		1	U	1	U	2	U	1	U	5	U	1.50	
	SW08-040220	4/2/2020	µg/L	1	U	1	U	1	U	2	U	1	U	5	U	1	U
	SW08-050420	5/4/2020	µg/L	1	U	1	U	1	U	2	U	1	U	5	U	1	U
	SW08-060420	6/4/2020	µg/L	1	U	1	U	1	U	2	U	1	U	5	U	1	U
	SW08-070920	7/9/2020	µg/L	1	U	1	U	1	U	2	U	1	U	5	U	1	U
	SW08-080620	8/6/2020	µg/L	1	U	1	U	1	U	2	U	1	U	5	U	1	U
	SW08-091520	9/15/2020	µg/L	1	U	1	U	1	U	2	U	1	U	5	U	1	U
	SW08-102020	10/20/2020	µg/L	1	U	1	U	1	U	2	U	1	U	5	U	1	U
	SW08-111120	11/11/2020	µg/L	1	U	1	U	1	U	2	U	1	U	5	U	1.05	
	SW08-121720	12/17/2020	µg/L	1	U	1	U	1	U	2	U	1	U	5	U	1	U
	SW08-012021	1/20/2021	µg/L	1	U	1	U	1	U	2	U	1	U	5	U	1.24	

Table 3B. Analytical Results for Surface Water, Historical

Products (SE) Pipe Line Corporation

Lewis Drive Remediation Site, Belton, South Carolina

Site ID #18693 "Kinder Morgan Belton Pipeline Release"

Location	Sample ID	Date Collected	Units	Analyte													
				Benzene		Ethylbenzene		Toluene		m&p-Xylene		o-Xylene		Naphthalene		MTBE	
			Screening Value (µg/L):	2.2	a	530	a	1,000	a	NA	b	NA	b	NA	b	NA	b
SW-08	SW08-022421	2/24/2021	µg/L	1	U	1	U	1	U	2	U	1	U	5	U	1	U
	SW08-032421	3/24/2021	µg/L	1	U	1	U	1	U	2	U	1	U	5	U	1	U
	SW08-041521	4/15/2021	µg/L	1	U	1	U	1	U	2	U	1	U	5	U	1	U
	SW08-051821	5/18/2021	µg/L	1	U	1	U	1	U	2	U	1	U	5	U	1	U
	SW08-061721	6/17/2021	µg/L	1	U	1	U	1	U	2	U	1	U	5	U	1	U
	SW08-071421	7/14/2021	µg/L	1	U	1	U	1	U	2	U	1	U	5	U	1	U
	SW08-082421	8/24/2021	µg/L	1	U	1	U	1	U	2	U	1	U	5	U	1	U
	SW08-091721	9/17/2021	µg/L	1	U	1	U	1	U	2	U	1	U	5	U	1	U
	SW08-102121	10/21/2021	µg/L	1	U	1	U	1	U	2	U	1	U	5	U	1	U
	SW08-111621	11/16/2021	µg/L	1	UJ	1	U	1	U	2	U	1	U	5	U	1	U
	SW08-122021	12/20/2021	µg/L	1	U	1	U	1	U	2	U	1	U	5	U	1.35	
	SW08-012022	1/20/2022	µg/L	3.49		1	U	1	U	2	U	1	U	5	U	1.31	
	SW08-021022	2/10/2022	µg/L	1	U	1	U	1	U	2	U	1	U	5	U	1.27	
	SW08-030122	3/1/2022	µg/L	10.3		1	U	1	U	2	U	1.27		5	U	1.74	
	SW08-042022	4/20/2022	µg/L	4.35		1	U	1	U	2	U	1	U	5	U	1.46	
	SW08-051922	5/19/2022	µg/L	1	U	1	U	1	U	2	U	1	U	5	U	1.27	
	SW08-061522	6/15/2022	µg/L	1	U	1	U	1	U	2	U	1	U	5	UJ	1.02	
	SW08-071922	7/19/2022	µg/L	1	U	1	U	1	U	2	U	1	U	5	U	1	U
	SW08-081522	8/15/2022	µg/L	1	U	1	U	1	U	2	U	1	U	5	U	1	U
	SW08-092022	9/20/2022	µg/L	1	U	1	U	1	U	2	U	1	U	5	U	1	U
	SW08-102022	10/20/2022	µg/L	1	U	1	U	1	U	2	U	1	U	5	U	1	U
	SW08-112122	11/21/2022	µg/L	1	U	1	U	1	U	2	U	1	U	5	U	1	U
	SW08-121322	12/13/2022	µg/L	1	U	1	U	1	U	2	U	1	U	5	U	1	U
SW-09	SW09-022515	2/25/2015	µg/L	5	U ^c	5	U	5	U	10	U	5	U	5	U	NA	
	SW09-030215	3/2/2015	µg/L	5	U ^c	5	U	5	U	10	U	5	U	5	U	NA	
	SW09-031115	3/11/2015	µg/L	5	U ^c	5	U	5	U	10	U	5	U	5	U	NA	
	SW09-031815	3/18/2015	µg/L	5	U ^c	5	U	5	U	10	U	5	U	5	U	NA	
	SW09-033115	3/31/2015	µg/L	5	U ^c	5	U	5	U	10	U	5	U	5	U	NA	
	SW09-042215	4/22/2015	µg/L	5	U ^c	5	U	5	U	10	U	5	U	5	U	NA	
	SW09-050715	5/7/2015	µg/L	5	U ^c	5	U	5	U	10	U	5	U	5	U	NA	
	SW09-051915	5/19/2015	µg/L	5	U ^c	5	U	5	U	10	U	5	U	5	U	NA	
	SW09-060315	6/3/2015	µg/L	5	U ^c	5	U	5	U	10	U	5	U	5	U	NA	
	SW09-061815	6/18/2015	µg/L	5	U ^c	5	U	5	U	10	U	5	U	5	U	NA	
	SW09-071515	7/15/2015	µg/L	5	U ^c	5	U	5	U	10	U	5	U	5	U	NA	
	SW09-081315	8/13/2015	µg/L	5	U ^c	5	U	5	U	10	U	5	U	5	U	NA	
	SW09-092415	9/24/2015	µg/L	5	U ^c	5	U	5	U	10	U	5	U	5	U	NA	
	SW09-102215	10/22/2015	µg/L	1	U	1	U	1	U	2	U	1	U	1	U	NA	
	SW09-112415	11/24/2015	µg/L	1	U	1	U	1	U	2	U	1	U	1	U	NA	
	SW09-122215	12/22/2015	µg/L	2.1		1	U	4.8		3.3		2.1		1	U	NA	

Table 3B. Analytical Results for Surface Water, Historical

Products (SE) Pipe Line Corporation

Lewis Drive Remediation Site, Belton, South Carolina

Site ID #18693 "Kinder Morgan Belton Pipeline Release"

Location	Sample ID	Date Collected	Units	Analyte													
				Benzene	Ethylbenzene	Toluene	m&p-Xylene	o-Xylene	Naphthalene	MTBE							
			Screening Value (µg/L):	2.2	a	530	a	1,000	a	NA	b	NA	b	NA	b		
SW-09	SW09-012516	1/25/2016	µg/L	3.3		1	U	7.1		2.4		1.5		1	U	NA	
	SW09-021816	2/18/2016	µg/L	2.2		1	U	5.9		2	U	1.2		1	U	NA	
	SW09-031616	3/16/2016	µg/L	1	U	1	U	1	U	2	U	1	U	1	U	NA	
	SW09-042716	4/27/2016	µg/L	1	U	1	U	1	U	2	U	1	U	1	U	NA	
	SW09-050916	5/9/2016	µg/L	1	U	1	U	1	U	2	U	1	U	1	U	NA	
	SW09-062716	6/27/2016	µg/L	1	U	1	U	1	U	2	U	1	U	1	U	NA	
	SW09-072816	7/28/2016	µg/L	1	U	1	U	1	U	2	U	1	U	1	U	NA	
	SW09-081916	8/19/2016	µg/L	1	U	1	U	1	U	2	U	1	U	1	U	NA	
	SW09-092916	9/29/2016	µg/L	1	U	1	U	1	U	2	U	1	U	1	U	NA	
	SW09-103116	10/31/2016	µg/L	1	U	1	U	1	U	2	U	1	U	1	U	NA	
	SW09-112816	11/28/2016	µg/L	1	U	1	U	1	U	2	U	1	U	1	U	NA	
	SW09-122916	12/29/2016	µg/L	1	U	1	U	1	U	2	U	1	U	1	U	NA	
	SW09-012017	1/20/2017	µg/L	1	U	1	U	1	U	2	U	1	U	1	U	NA	
	SW09-022817	2/28/2017	µg/L	1	U	1	U	1	U	2	U	1	U	5	U	NA	
	SW09-031517	3/15/2017	µg/L	1	U	1	U	1	U	2	U	1	U	5	U	NA	
	SW09-032117	3/21/2017	µg/L	1	U	1	U	1	U	2	U	1	U	5	U	NA	
	SW09-033017	3/30/2017	µg/L	1	U	1	U	1	U	2	U	1	U	5	U	NA	
	SW09-040517	4/5/2017	µg/L	1	U	1	U	1	U	2	U	1	U	5	U	NA	
	SW09-050417	5/4/2017	µg/L	1	U	1	U	1	U	2	U	1	U	5	U	NA	
	SW09-061317	6/13/2017	µg/L	1	U	1	U	1	U	2	U	1	U	5	U	NA	
	SW09-071817	7/18/2017	µg/L	1	U	1	U	1	U	2	U	1	U	5	U	NA	
	SW09-080217	8/2/2017	µg/L	1	U	1	U	1	U	2	U	1	U	5	U	NA	
	SW09-090517	9/5/2017	µg/L	1	U	1	U	1	U	2	U	1	U	5	U	NA	
	SW09-120517	12/5/2017	µg/L	1	U	1	U	1	U	2	U	1	U	5	U	NA	
	SW09-121417	12/14/2017	µg/L	1	U	1	U	1	U	2	U	1	U	5	U	NA	
	SW09-010918	1/9/2018	µg/L	1	U	1	U	1	U	2	U	1	U	5	U	NA	
	SW09-020618	2/6/2018	µg/L	1	U	1	U	1	U	2	U	1	U	5	U	1	U
	SW09-030918	3/9/2018	µg/L	1	U	1	U	1	U	2	U	1	U	5	U	1	U
	SW09-040618	4/6/2018	µg/L	1	U	1	U	1	U	2	U	1	U	5	U	1	U
	SW09-050318	5/3/2018	µg/L	1	U	1	U	1	U	2	U	1	U	5	U	1	U
	SW09-060718	6/7/2018	µg/L	1	U	1	U	1	U	2	U	1	U	5	U	1	U
	SW09-071218	7/12/2018	µg/L	1	U	1	U	1	U	2	U	1	U	5	U	1	U
	SW09-091418	9/14/2018	µg/L	1	U	1	U	1	U	2	U	1	U	5	U	1	U
	SW09-120418	12/4/2018	µg/L	1	U	1	U	1	U	2	U	1	U	5	U	1	U
	SW09-030719	3/7/2019	µg/L	1.88		1	U	1	U	2	U	1	U	5	U	1.07	
	SW09-051519	5/15/2019	µg/L	1	U	1	U	1	U	2	U	1	U	5	U	1	U
	SW09-060419	6/4/2019	µg/L	1	U	1	U	1	U	2	U	1	U	5	U	1	U
	SW09-071819	7/18/2019	µg/L	1	U	1	U	1	U	2	U	1	U	5	U	1	U
	SW09-082019	8/20/2019	µg/L	1	U	1	U	1	U	2	U	1	U	5	U	1	U

Table 3B. Analytical Results for Surface Water, Historical

Products (SE) Pipe Line Corporation

Lewis Drive Remediation Site, Belton, South Carolina

Site ID #18693 "Kinder Morgan Belton Pipeline Release"

Location	Sample ID	Date Collected	Units	Analyte													
				Benzene		Ethylbenzene		Toluene		m&p-Xylene		o-Xylene		Naphthalene		MTBE	
			Screening Value (µg/L):	2.2	a	530	a	1,000	a	NA	b	NA	b	NA	b	NA	b
SW-09	SW09-091819	9/18/2019	µg/L	1	U	1	U	1	U	2	U	1	U	5	U	1	U
	SW09-102219	10/22/2019	µg/L	1	U	1	U	1	U	2	U	1	U	5	U	1	U
	SW09-110519	11/5/2019	µg/L	1	U	1	U	1	U	2	U	1	U	5	U	1	U
	SW09-122019	12/20/2019	µg/L	1	U	1	U	1	U	2	U	1	U	5	U	1	U
	SW09-010820	1/8/2020	µg/L	1	U	1	U	1	U	2	U	1	U	5	U	1	U
	SW09-021020	2/10/2020	--	NS-IW		NS-IW		NS-IW		NS-IW		NS-IW		NS-IW		NS-IW	
	SW09-031220	3/12/2020	µg/L	1	U	1	U	1	U	2	U	1	U	5	U	1.20	
	SW09-040220	4/2/2020	µg/L	1	U	1	U	1	U	2	U	1	U	5	U	1	U
	SW09-050420	5/4/2020	µg/L	1	U	1	U	1	U	2	U	1	U	5	U	1	U
	SW09-060420	6/4/2020	µg/L	1	U	1	U	1	U	2	U	1	U	5	U	1	U
	SW09-070920	7/9/2020	µg/L	1	U	1	U	1	U	2	U	1	U	5	U	1	U
	SW09-080620	8/6/2020	µg/L	1	U	1	U	1	U	2	U	1	U	5	U	1	U
	SW09-091520	9/15/2020	µg/L	1	U	1	U	1	U	2	U	1	U	5	U	1	U
	SW09-102020	10/20/2020	µg/L	1	U	1	U	1	U	2	U	1	U	5	U	1	U
	SW09-111120	11/11/2020	µg/L	1	U	1	U	1	U	2	U	1	U	5	U	1	U
	SW09-121720	12/17/2020	µg/L	1	U	1	U	1	U	2	U	1	U	5	U	1	U
	SW09-012021	1/20/2021	µg/L	1	U	1	U	1	U	2	U	1	U	5	U	1.03	
	SW09-022421	2/24/2021	µg/L	1	U	1	U	1	U	2	U	1	U	5	U	1	U
	SW09-032421	3/24/2021	µg/L	1	U	1	U	1	U	2	U	1	U	5	U	1	U
	SW09-041521	4/15/2021	µg/L	1	U	1	U	1	U	2	U	1	U	5	U	1	U
	SW09-051821	5/18/2021	µg/L	1	U	1	U	1	U	2	U	1	U	5	U	1	U
	SW09-061721	6/17/2021	µg/L	1	U	1	U	1	U	2	U	1	U	5	U	1	U
	SW09-071421	7/14/2021	µg/L	1	U	1	U	1	U	2	U	1	U	5	U	1	U
	SW09-082421	8/24/2021	µg/L	1	U	1	U	1	U	2	U	1	U	5	U	1	U
	SW09-091721	9/17/2021	µg/L	1	U	1	U	1	U	2	U	1	U	5	U	1	U
	SW09-102121	10/21/2021	µg/L	1	U	1	U	1	U	2	U	1	U	5	U	1	U
	SW09-111621	11/16/2021	µg/L	1	UJ	1	U	1	U	2	U	1	U	5	U	1	U
	SW09-122021	12/20/2021	µg/L	1	U	1	U	1	U	2	U	1	U	5	U	1	U
	SW09-012022	1/20/2022	µg/L	3.06		1	U	1	U	2	U	1	U	5	U	1.18	
	SW09-021022	2/10/2022	µg/L	1	U	1	U	1	U	2	U	1	U	5	U	1.13	
	SW09-030122	3/1/2022	µg/L	3.72		1	U	1	U	2	U	1	U	5	U	1.19	
	SW09-042022	4/20/2022	µg/L	1.89		1	U	1	U	2	U	1	U	5	U	1	U
	SW09-051922	5/19/2022	µg/L	1	U	1	U	1	U	2	U	1	U	5	U	1	U
	SW09-061522	6/15/2022	µg/L	1	U	1	U	1	U	2	U	1	U	5	UJ	1	U
	SW09-071922	7/19/2022	µg/L	1	U	1	U	1	U	2	U	1	U	5	U	1	U
	SW09-081522	8/15/2022	µg/L	1	U	1	U	1	U	2	U	1	U	5	U	1	U
	SW09-092022	9/20/2022	µg/L	1	U	1	U	1	U	2	U	1	U	5	U	1	U
	SW09-102022	10/20/2022	µg/L	1	U	1	U	1	U	2	U	1	U	5	U	1	U

Table 3B. Analytical Results for Surface Water, Historical

Products (SE) Pipe Line Corporation

Lewis Drive Remediation Site, Belton, South Carolina

Site ID #18693 "Kinder Morgan Belton Pipeline Release"

Location	Sample ID	Date Collected	Units	Analyte													
				Benzene		Ethylbenzene		Toluene		m&p-Xylene		o-Xylene		Naphthalene		MTBE	
			Screening Value (µg/L):	2.2	a	530	a	1,000	a	NA	b	NA	b	NA	b	NA	b
SW-09	SW09-112122	11/21/2022	µg/L	1	U	1	U	1	U	2	U	1	U	5	U	1	U
	SW09-121322	12/13/2022	µg/L	1	U	1	U	1	U	2	U	1	U	5	U	1	U
SW-10	SW10-022515	2/25/2015	µg/L	5	U ^c	5	U	5	U	10	U	5	U	5	U	NA	
	SW10-030215	3/2/2015	µg/L	5	U ^c	5	U	5	U	10	U	5	U	5	U	NA	
	SW10-031115	3/11/2015	µg/L	5	U ^c	5	U	5	U	10	U	5	U	5	U	NA	
	SW10-031815	3/18/2015	µg/L	5	U ^c	5	U	5	U	10	U	5	U	5	U	NA	
	SW10-033115	3/31/2015	µg/L	5	U ^c	5	U	5	U	10	U	5	U	5	U	NA	
	SW10-042215	4/22/2015	µg/L	5	U ^c	5	U	5	U	10	U	5	U	5	U	NA	
	SW10-050715	5/7/2015	µg/L	5	U ^c	5	U	5	U	10	U	5	U	5	U	NA	
	SW10-051915	5/19/2015	µg/L	5	U ^c	5	U	5	U	10	U	5	U	5	U	NA	
	SW10-060315	6/3/2015	µg/L	5	U ^c	5	U	5	U	10	U	5	U	5	U	NA	
	SW10-061815	6/18/2015	µg/L	5	U ^c	5	U	5	U	10	U	5	U	5	U	NA	
	SW10-071515	7/15/2015	µg/L	5	U ^c	5	U	5	U	10	U	5	U	5	U	NA	
	SW10-081315	8/13/2015	µg/L	5	U ^c	5	U	5	U	10	U	5	U	5	U	NA	
	SW10-092415	9/24/2015	µg/L	5	U ^c	5	U	5	U	10	U	5	U	5	U	NA	
	SW10-102215	10/22/2015	µg/L	1	U	1	U	1	U	2	U	1	U	1	U	NA	
	SW10-112415	11/24/2015	µg/L	1	U	1	U	1	U	2	U	1	U	1	U	NA	
	SW10-122215	12/22/2015	µg/L	1	U	1	U	1	U	2	U	1	U	1	U	NA	
	SW10-012516	1/25/2016	µg/L	1	U	1	U	1	U	2	U	1	U	1	U	NA	
	SW10-021816	2/18/2016	µg/L	1	U	1	U	1	U	2	U	1	U	1	U	NA	
	SW10-031616	3/16/2016	µg/L	1	U	1	U	1	U	2	U	1	U	1	U	NA	
	SW10-042716	4/27/2016	µg/L	1	U	1	U	1	U	2	U	1	U	1	U	NA	
	SW10-050916	5/9/2016	µg/L	1	U	1	U	1	U	2	U	1	U	1	U	NA	
	SW10-062716	6/27/2016	µg/L	1	U	1	U	1	U	2	U	1	U	1	U	NA	
	SW10-072816	7/28/2016	µg/L	1	U	1	U	1	U	2	U	1	U	1	U	NA	
	SW10-081916	8/19/2016	µg/L	1	U	1	U	1	U	2	U	1	U	1	U	NA	
	SW10-092916	9/29/2016	µg/L	1	U	1	U	1	U	2	U	1	U	1	U	NA	
	SW10-103116	10/31/2016	µg/L	1	U	1	U	1	U	2	U	1	U	1	U	NA	
	SW10-112816	11/28/2016	µg/L	1	U	1	U	1	U	2	U	1	U	1	U	NA	
	SW10-122916	12/29/2016	µg/L	1	U	1	U	1	U	2	U	1	U	1	U	NA	
	SW10-012017	1/20/2017	µg/L	1	U	1	U	1	U	2	U	1	U	1	U	NA	
	SW10-022817	2/28/2017	µg/L	1	U	1	U	1	U	2	U	1	U	5	U	NA	
	SW10-031517	3/15/2017	µg/L	1	U	1	U	1	U	2	U	1	U	5	U	NA	
	SW-10-032117	3/21/2017	µg/L	1	U	1	U	1	U	2	U	1	U	5	U	NA	
	SW-10-033017	3/30/2017	µg/L	1	U	1	U	1	U	2	U	1	U	5	U	NA	
	SW-10-040517	4/5/2017	µg/L	1	U	1	U	1	U	2	U	1	U	5	U	NA	
	SW10-050417	5/4/2017	µg/L	1	U	1	U	1	U	2	U	1	U	5	U	NA	
	SW10-061317	6/13/2017	µg/L	1	U	1	U	1	U	2	U	1	U	5	U	NA	
	SW10-071817	7/18/2017	µg/L	1	U	1	U	1	U	2	U	1	U	5	U	NA	

Table 3B. Analytical Results for Surface Water, Historical

Products (SE) Pipe Line Corporation

Lewis Drive Remediation Site, Belton, South Carolina

Site ID #18693 "Kinder Morgan Belton Pipeline Release"

Location	Sample ID	Date Collected	Units	Analyte													
				Benzene		Ethylbenzene		Toluene		m&p-Xylene		o-Xylene		Naphthalene		MTBE	
			Screening Value (µg/L):	2.2	a	530	a	1,000	a	NA	b	NA	b	NA	b	NA	b
SW-10	SW10-080217	8/2/2017	µg/L	1	U	1	U	1	U	2	U	1	U	5	U	NA	
	SW10-090517	9/5/2017	µg/L	1	U	1	U	1	U	2	U	1	U	5	U	NA	
	SW10-120517	12/5/2017	µg/L	1	U	1	U	1	U	2	U	1	U	5	U	NA	
	SW10-121417	12/14/2017	µg/L	1	U	1	U	1	U	2	U	1	U	5	U	NA	
	SW10-010918	1/9/2018	µg/L	1	U	1	U	1	U	2	U	1	U	5	U	NA	
	SW10-020618	2/6/2018	µg/L	1	U	1	U	1	U	2	U	1	U	5	U	1	U
	SW10-030918	3/9/2018	µg/L	1	U	1	U	1	U	2	U	1	U	5	U	1	U
	SW10-040618	4/6/2018	µg/L	1	U	1	U	1	U	2	U	1	U	5	U	1	U
	SW10-050318	5/3/2018	µg/L	1	U	1	U	1	U	2	U	1	U	5	U	1	U
	SW10-060718	6/7/2018	µg/L	1	U	1	U	1	U	2	U	1	U	5	U	1	U
	SW10-071218	7/12/2018	µg/L	1	U	1	U	1	U	2	U	1	U	5	U	1	U
	SW10-091418	9/14/2018	µg/L	1	U	1	U	1	U	2	U	1	U	5	U	1	U
	SW10-120418	12/4/2018	µg/L	1	U	1	U	1	U	2	U	1	U	5	U	1	U
	SW10-030719	3/7/2019	µg/L	1	U	1	U	1	U	2	U	1	U	5	U	1	U
	SW10-051519	5/15/2019	µg/L	1	U	1	U	1	U	2	U	1	U	5	U	1	U
	SW10-060419	6/4/2019	µg/L	1	U	1	U	1	U	2	U	1	U	5	U	1	U
	SW10-071819	7/18/2019	µg/L	1	U	1	U	1	U	2	U	1	U	5	U	1	U
	SW10-082019	8/20/2019	µg/L	1	U	1	U	1	U	2	U	1	U	5	U	1	U
	SW10-091819	9/18/2019	µg/L	1	U	1	U	1	U	2	U	1	U	5	U	1	U
	SW10-102219	10/22/2019	µg/L	1	U	1	U	1	U	2	U	1	U	5	U	1	U
	SW10-110519	11/5/2019	µg/L	1	U	1	U	1	U	2	U	1	U	5	U	1	U
	SW10-122019	12/20/2019	µg/L	1	U	1	U	1	U	2	U	1	U	5	U	1	U
	SW10-010820	1/8/2020	µg/L	1	U	1	U	1	U	2	U	1	U	5	U	1	U
	SW10-021020	2/10/2020	µg/L	1	U	1	U	1	U	2	U	1	U	5	U	1	U
	SW10-031220	3/12/2020	µg/L	1	U	1	U	1	U	2	U	1	U	5	U	1	U
	SW10-040220	4/2/2020	µg/L	1	U	1	U	1	U	2	U	1	U	5	U	1	U
	SW10-050420	5/4/2020	µg/L	1	U	1	U	1	U	2	U	1	U	5	U	1	U
	SW10-060420	6/4/2020	µg/L	1	U	1	U	1	U	2	U	1	U	5	U	1	U
	SW10-070920	7/9/2020	µg/L	1	U	1	U	1	U	2	U	1	U	5	U	1	U
	SW10-080620	8/6/2020	µg/L	1	U	1	U	1	U	2	U	1	U	5	U	1	U
	SW10-091520	9/15/2020	µg/L	1	U	1	U	1	U	2	U	1	U	5	U	1	U
	SW10-102020	10/20/2020	µg/L	1	U	1	U	1	U	2	U	1	U	5	U	1	U
	SW10-111120	11/11/2020	µg/L	1	U	1	U	1	U	2	U	1	U	5	U	1	U
	SW10-121720	12/17/2020	µg/L	1	U	1	U	1	U	2	U	1	U	5	U	1	U
	SW10-012021	1/20/2021	µg/L	1	U	1	U	1	U	2	U	1	U	5	U	1	U
	SW10-022421	2/24/2021	µg/L	1	U	1	U	1	U	2	U	1	U	5	U	1	U
	SW10-032421	3/24/2021	µg/L	1	U	1	U	1	U	2	U	1	U	5	U	1	U
	SW10-041521	4/15/2021	µg/L	1	U	1	U	1	U	2	U	1	U	5	U	1	U
	SW10-051821	5/18/2021	µg/L	1	U	1	U	1	U	2	U	1	U	5	U	1	U

Table 3B. Analytical Results for Surface Water, Historical

Products (SE) Pipe Line Corporation

Lewis Drive Remediation Site, Belton, South Carolina

Site ID #18693 "Kinder Morgan Belton Pipeline Release"

Location	Sample ID	Date Collected	Units	Analyte													
				Benzene		Ethylbenzene		Toluene		m&p-Xylene		o-Xylene		Naphthalene		MTBE	
			Screening Value (µg/L):	2.2	a	530	a	1,000	a	NA	b	NA	b	NA	b	NA	b
SW-10	SW10-061721	6/17/2021	µg/L	1	U	1	U	1	U	2	U	1	U	5	U	1	U
	SW10-071421	7/14/2021	µg/L	1	U	1	U	1	U	2	U	1	U	5	U	1	U
	SW10-082421	8/24/2021	µg/L	1	U	1	U	1	U	2	U	1	U	5	U	1	U
	SW10-091721	9/17/2021	µg/L	1	U	1	U	1	U	2	U	1	U	5	U	1	U
	SW10-102121	10/21/2021	µg/L	1	U	1	U	1	U	2	U	1	U	5	U	1	U
	SW10-111621	11/16/2021	µg/L	1	UJ	1	U	1	U	2	U	1	U	5	U	1	U
	SW10-122021	12/20/2021	µg/L	1	U	1	U	1	U	2	U	1	U	5	U	1	U
	SW10-012022	1/20/2022	µg/L	1	U	1	U	1	U	2	U	1	U	5	U	1	U
	SW10-021022	2/10/2022	µg/L	1	U	1	U	1	U	2	U	1	U	5	U	1	U
	SW10-030122	3/1/2022	µg/L	1	U	1	U	1	U	2	U	1	U	5	U	1	U
	SW10-042022	4/20/2022	µg/L	1	U	1	U	1	U	2	U	1	U	5	U	1	U
	SW10-051922	5/19/2022	µg/L	1	U	1	U	1	U	2	U	1	U	5	U	1	U
	SW10-061522	6/15/2022	µg/L	1	U	1	U	1	U	2	U	1	U	5	UJ	1	U
	SW10-071922	7/19/2022	µg/L	1	U	1	U	1	U	2	U	1	U	5	U	1	U
	SW10-081522	8/15/2022	µg/L	1	U	1	U	1	U	2	U	1	U	5	U	1	U
	SW10-092022	9/20/2022	µg/L	1	U	1	U	1	U	2	U	1	U	5	U	1	U
	SW10-102022	10/20/2022	µg/L	1	U	1	U	1	U	2	U	1	U	5	U	1	U
	SW10-112122	11/21/2022	µg/L	1	U	1	U	1	U	2	U	1	U	5	U	1	U
	SW10-121322	12/13/2022	µg/L	1	U	1	U	1	U	2	U	1	U	5	U	1	U
SW-11	SW11-022515	2/25/2015	µg/L	5	U ^c	5	U	5	U	10	U	5	U	5	U	NA	
	SW11-030215	3/2/2015	µg/L	5	U ^c	5	U	5	U	10	U	5	U	5	U	NA	
	SW11-031115	3/11/2015	µg/L	5	U ^c	5	U	5	U	10	U	5	U	5	U	NA	
	SW11-031815	3/18/2015	µg/L	5	U ^c	5	U	5	U	10	U	5	U	5	U	NA	
	SW11-033115	3/31/2015	µg/L	5	U ^c	5	U	5	U	10	U	5	U	5	U	NA	
	SW11-042215	4/22/2015	µg/L	5	U ^c	5	U	5	U	10	U	5	U	5	U	NA	
	SW11-050715	5/7/2015	µg/L	5	U ^c	5	U	5	U	10	U	5	U	5	U	NA	
	SW11-051915	5/19/2015	µg/L	5	U ^c	5	U	5	U	10	U	5	U	5	U	NA	
	SW11-060315	6/3/2015	µg/L	5	U ^c	5	U	5	U	10	U	5	U	5	U	NA	
	SW11-061815	6/18/2015	µg/L	5	U ^c	5	U	5	U	10	U	5	U	5	U	NA	
	SW11-071515	7/15/2015	µg/L	5	U ^c	5	U	5	U	10	U	5	U	5	U	NA	
	SW11-081315	8/13/2015	µg/L	5	U ^c	5	U	5	U	10	U	5	U	5	U	NA	
	SW11-092415	9/24/2015	µg/L	5	U ^c	5	U	5	U	10	U	5	U	5	U	NA	
	SW11-102215	10/22/2015	µg/L	1	U	1	U	1	U	2	U	1	U	1	U	NA	
	SW11-112415	11/24/2015	µg/L	1	U	1	U	1	U	2	U	1	U	1	U	NA	
	SW11-122215	12/22/2015	µg/L	1	U	1	U	1	U	2	U	1	U	1	U	NA	
	SW11-012516	1/25/2016	µg/L	1	U	1	U	1	U	2	U	1	U	1	U	NA	
	SW11-021816	2/18/2016	µg/L	1	U	1	U	1	U	2	U	1	U	1	U	NA	
	SW11-031616	3/16/2016	µg/L	1	U	1	U	1	U	2	U	1	U	1	U	NA	
	SW11-042716	4/27/2016	µg/L	1	U	1	U	1	U	2	U	1	U	1	U	NA	

Table 3B. Analytical Results for Surface Water, Historical

Products (SE) Pipe Line Corporation

Lewis Drive Remediation Site, Belton, South Carolina

Site ID #18693 "Kinder Morgan Belton Pipeline Release"

Location	Sample ID	Date Collected	Units	Analyte													
				Benzene		Ethylbenzene		Toluene		m&p-Xylene		o-Xylene		Naphthalene		MTBE	
			Screening Value (µg/L):	2.2	a	530	a	1,000	a	NA	b	NA	b	NA	b	NA	b
SW-11	SW11-050916	5/9/2016	µg/L	1	U	1	U	1	U	2	U	1	U	1	U	NA	
	SW11-062716	6/27/2016	µg/L	1	U	1	U	1	U	2	U	1	U	1	U	NA	
	SW11-072816	7/28/2016	µg/L	1	U	1	U	1	U	2	U	1	U	1	U	NA	
	SW11-081916	8/19/2016	µg/L	1	U	1	U	1	U	2	U	1	U	1	U	NA	
	SW11-092916	9/29/2016	µg/L	1	U	1	U	1	U	2	U	1	U	1	U	NA	
	SW11-103116	10/31/2016	µg/L	1	U	1	U	1	U	2	U	1	U	1	U	NA	
	SW11-112816	11/28/2016	µg/L	1	U	1	U	1	U	2	U	1	U	1	U	NA	
	SW11-122916	12/29/2016	µg/L	1	U	1	U	1	U	2	U	1	U	1	U	NA	
	SW11-012017	1/20/2017	µg/L	1	U	1	U	1	U	2	U	1	U	1	U	NA	
	SW11-022817	2/28/2017	µg/L	1	U	1	U	1	U	2	U	1	U	5	U	NA	
	SW11-031517	3/15/2017	µg/L	1	U	1	U	1	U	2	U	1	U	5	U	NA	
	SW-11-032117	3/21/2017	µg/L	1	U	1	U	1	U	2	U	1	U	5	U	NA	
	SW-11-033017	3/30/2017	µg/L	1	U	1	U	1	U	2	U	1	U	5	U	NA	
	SW-11-040517	4/5/2017	µg/L	1	U	1	U	1	U	2	U	1	U	5	U	NA	
	SW11-050417	5/4/2017	µg/L	1	U	1	U	1	U	2	U	1	U	5	U	NA	
	SW11-061317	6/13/2017	µg/L	1	U	1	U	1	U	2	U	1	U	5	U	NA	
	SW11-071817	7/18/2017	µg/L	1	U	1	U	1	U	2	U	1	U	5	U	NA	
	SW11-080217	8/2/2017	µg/L	1	U	1	U	1	U	2	U	1	U	5	U	NA	
	SW11-090517	9/5/2017	µg/L	1	U	1	U	1	U	2	U	1	U	5	U	NA	
	SW11-120517	12/5/2017	µg/L	1	U	1	U	1	U	2	U	1	U	5	U	NA	
	SW11-121417	12/14/2017	µg/L	1	U	1	U	1	U	2	U	1	U	5	U	NA	
	SW11-010918	1/9/2018	µg/L	1	U	1	U	1	U	2	U	1	U	5	U	NA	
	SW11-020618	2/6/2018	µg/L	1	U	1	U	1	U	2	U	1	U	5	U	1	U
	SW11-030918	3/9/2018	µg/L	1	U	1	U	1	U	2	U	1	U	5	U	1	U
	SW11-040618	4/6/2018	µg/L	1	U	1	U	1	U	2	U	1	U	5	U	1	U
	SW11-050318	5/3/2018	µg/L	1	U	1	U	1	U	2	U	1	U	5	U	1	U
	SW11-060718	6/7/2018	µg/L	1	U	1	U	1	U	2	U	1	U	5	U	1	U
	SW11-071218	7/12/2018	µg/L	1	U	1	U	1	U	2	U	1	U	5	U	1	U
	SW11-091418	9/14/2018	µg/L	1	U	1	U	1	U	2	U	1	U	5	U	1	U
	SW11-120418	12/4/2018	µg/L	1	U	1	U	1	U	2	U	1	U	5	U	1	U
	SW11-030719	3/7/2019	µg/L	1	U	1	U	1	U	2	U	1	U	5	U	1	U
	SW11-051519	5/15/2019	µg/L	1	U	1	U	1	U	2	U	1	U	5	U	1	U
	SW11-060419	6/4/2019	µg/L	1	U	1	U	1	U	2	U	1	U	5	U	1	U
	SW11-071819	7/18/2019	µg/L	1	U	1	U	1	U	2	U	1	U	5	U	1	U
	SW11-082019	8/20/2019	µg/L	1	U	1	U	1	U	2	U	1	U	5	U	1	U
	SW11-091819	9/18/2019	µg/L	1	U	1	U	1	U	2	U	1	U	5	U	1	U
	SW11-102219	10/22/2019	µg/L	1	U	1	U	1	U	2	U	1	U	5	U	1	U
	SW11-110519	11/5/2019	µg/L	1	U	1	U	1	U	2	U	1	U	5	U	1	U
	SW11-122019	12/20/2019	µg/L	1	U	1	U	1	U	2	U	1	U	5	U	1	U

Table 3B. Analytical Results for Surface Water, Historical

Products (SE) Pipe Line Corporation

Lewis Drive Remediation Site, Belton, South Carolina

Site ID #18693 "Kinder Morgan Belton Pipeline Release"

Location	Sample ID	Date Collected	Units	Analyte													
				Benzene		Ethylbenzene		Toluene		m&p-Xylene		o-Xylene		Naphthalene		MTBE	
			Screening Value (µg/L):	2.2	a	530	a	1,000	a	NA	b	NA	b	NA	b	NA	b
SW-11	SW11-010820	1/8/2020	µg/L	1	U	1	U	1	U	2	U	1	U	5	U	1	U
	SW11-021020	2/10/2020	µg/L	1	U	1	U	1	U	2	U	1	U	5	U	1	U
	SW11-031220	3/12/2020	µg/L	1	U	1	U	1	U	2	U	1	U	5	U	1	U
	SW11-040220	4/2/2020	µg/L	1	U	1	U	1	U	2	U	1	U	5	U	1	U
	SW11-050420	5/4/2020	µg/L	1	U	1	U	1	U	2	U	1	U	5	U	1	U
	SW11-060420	6/4/2020	µg/L	1	U	1	U	1	U	2	U	1	U	5	U	1	U
	SW11-070920	7/9/2020	µg/L	1	U	1	U	1	U	2	U	1	U	5	U	1	U
	SW11-080620	8/6/2020	µg/L	1	U	1	U	1	U	2	U	1	U	5	U	1	U
	SW11-091520	9/15/2020	µg/L	1	U	1	U	1	U	2	U	1	U	5	U	1	U
	SW11-102020	10/20/2020	µg/L	1	U	1	U	1	U	2	U	1	U	5	U	1	U
	SW11-111120	11/11/2020	µg/L	1	U	1	U	1	U	2	U	1	U	5	U	1	U
	SW11-121720	12/17/2020	µg/L	1	U	1	U	1	U	2	U	1	U	5	U	1	U
	SW11-012021	1/20/2021	µg/L	1	U	1	U	1	U	2	U	1	U	5	U	1	U
	SW11-022421	2/24/2021	µg/L	1	U	1	U	1	U	2	U	1	U	5	U	1	U
	SW11-032421	3/24/2021	µg/L	1	U	1	U	1	U	2	U	1	U	5	U	1	U
	SW11-041521	4/15/2021	µg/L	1	U	1	U	1	U	2	U	1	U	5	U	1	U
	SW11-051821	5/18/2021	µg/L	1	U	1	U	1	U	2	U	1	U	5	U	1	U
	SW11-061721	6/17/2021	µg/L	1	U	1	U	1	U	2	U	1	U	5	U	1	U
	SW11-071421	7/14/2021	µg/L	1	U	1	U	1	U	2	U	1	U	5	U	1	U
	SW11-082421	8/24/2021	µg/L	1	U	1	U	1	U	2	U	1	U	5	U	1	U
	SW11-091721	9/17/2021	µg/L	1	U	1	U	1	U	2	U	1	U	5	U	1	U
	SW11-102121	10/21/2021	µg/L	1	U	1	U	1	U	2	U	1	U	5	U	1	U
	SW11-111621	11/16/2021	µg/L	1	UJ	1	U	1	U	2	U	1	U	5	U	1	U
	SW11-122021	12/20/2021	µg/L	1	U	1	U	1	U	2	U	1	U	5	U	1	U
	SW11-012022	1/20/2022	µg/L	1	U	1	U	1	U	2	U	1	U	5	U	1	U
	SW11-021022	2/10/2022	µg/L	1	U	1	U	1	U	2	U	1	U	5	U	1	U
	SW11-030122	3/1/2022	µg/L	1	U	1	U	1	U	2	U	1	U	5	U	1	U
	SW11-042022	4/20/2022	µg/L	1	U	1	U	1	U	2	U	1	U	5	U	1	U
	SW11-051922	5/19/2022	µg/L	1	U	1	U	1	U	2	U	1	U	5	U	1	U
	SW11-061522	6/15/2022	µg/L	1	U	1	U	1	U	2	U	1	U	5	UJ	1	U
	SW11-071922	7/19/2022	µg/L	1	U	1	U	1	U	2	U	1	U	5	U	1	U
	SW11-081522	8/15/2022	µg/L	1	U	1	U	1	U	2	U	1	U	5	U	1	U
	SW11-092022	9/20/2022	µg/L	1	U	1	U	1	U	2	U	1	U	5	U	1	U
	SW11-102022	10/20/2022	µg/L	1	U	1	U	1	U	2	U	1	U	5	U	1	U
	SW11-112122	11/21/2022	µg/L	1	U	1	U	1	U	2	U	1	U	5	U	1	U
	SW11-121322	12/13/2022	µg/L	1	U	1	U	1	U	2	U	1	U	5	U	1	U
SW-12	SW12-081916	8/19/2016	µg/L	6,430		764		15,400		3,360		1,730		128		NA	
	SW12-092916	9/29/2016	µg/L	7,850		1,030		19,000		3,910		1,940		143		NA	
	SW12-103116	10/31/2016	µg/L	165		17.7		302		103		58.2		4.7		NA	

Table 3B. Analytical Results for Surface Water, Historical

Products (SE) Pipe Line Corporation

Lewis Drive Remediation Site, Belton, South Carolina

Site ID #18693 "Kinder Morgan Belton Pipeline Release"

Location	Sample ID	Date Collected	Units	Analyte													
				Benzene	Ethylbenzene	Toluene	m&p-Xylene	o-Xylene	Naphthalene	MTBE							
			Screening Value (µg/L):	2.2	a	530	a	1,000	a	NA	b	NA	b	NA	b	NA	b
SW-12	SW12-112816	11/28/2016	µg/L	486		59.6		976		351		181		14.2		NA	
	SW12-122916	12/29/2016	µg/L	707		97.3		1,790		408		213		16.8		NA	
	SW12-012017	1/20/2017	µg/L	212		19.8		396		104		58		3.8		NA	
	SW12-022817	2/28/2017	µg/L	26.1		4.04		62.3		18.0		9.73		5	U	NA	
	SW12-031517	3/15/2017	µg/L	125		15.3		185		67.9		35.5		5	U	NA	
	SW12-032117	3/21/2017	µg/L	134		12.1		45.0		60.8		33.6		5	U	NA	
	SW12-033017	3/30/2017	µg/L	48.5		5.69		86.3		27.7		15.8		5	U	NA	
	SW12-040517	4/5/2017	µg/L	67.1		9.24		127.0		43.6		23.7		5	U	NA	
	SW12-050417	5/4/2017	µg/L	52.8		7.96		91.7		42		23.2		5	U	NA	
	SW12-061317	6/13/2017	µg/L	102		16.6		166		85.1		46.2		5	U	NA	
	SW12-071817	7/18/2017	µg/L	65		5.8		116		43.3		24.8		5	U	NA	
	SW12-080217	8/2/2017	µg/L	125		14.7		204		102		67		5	U	NA	
	SW12-090517	9/5/2017	µg/L	46.7		4.72		72		39		26.2		5	U	NA	
	SW12-120517	12/5/2017	µg/L	16.6		2.91		12.6		20.1		13.3		5	U	NA	
	SW12-121417	12/14/2017	µg/L	9.19		2.66		8.26		18		12.1		5	U	NA	
	SW12-010918	1/9/2018	µg/L	12.3		2.16		5.65		14.6		11.1		5	U	NA	
	SW12-020618	2/6/2018	µg/L	2.53		1	U	1.20		4.04		2.44		5	U	1	U
	SW12-030918	3/9/2018	µg/L	3.24		1.79		12.2		9.75		4.28		5	U	1	U
	SW12-040618	4/6/2018	µg/L	1.88		1	U	1	U	5.05		2.82		5	U	1	U
	SW12-050318	5/3/2018	µg/L	1	U	1	U	1	U	4.18		2.72		5	U	1	U
	SW12-060718	6/7/2018	µg/L	1.85		1	U	1	U	3.24		1.64		5	U	1	U
	SW12-071218	7/12/2018	µg/L	1.79		1	U	1	U	3.81		2.15		5	U	1	U
	SW12-091418	9/14/2018	µg/L	1.34		1	U	1	U	3.20		2.00		5	U	1	U
	SW12-120418	12/4/2018	µg/L	1	U	1	U	1	U	2	U	1	U	5	U	1	U
	SW12-021919	2/19/2019	µg/L	1	U	1	U	1	U	2	U	1	U	5	U	1	U
	--	3/7/2019	--	NS-IW		NS-IW		NS-IW		NS-IW		NS-IW		NS-IW		NS-IW	
	SW12-051519	5/15/2019	µg/L	1	U	1	U	1	U	2	U	1	U	5	U	1	U
	SW12-060419	6/4/2019	µg/L	1.19		1	U	1	U	2	U	1	U	5	U	1	U
	SW12-071819	7/18/2019	µg/L	1.09		1	U	1	U	2	U	1	U	5	U	1	U
	SW12-082219	8/22/2019	µg/L	3.33		1	U	1	U	2	U	1	U	5	U	1	U
	SW12-091819	9/18/2019	µg/L	1	U	1	U	1	U	2	U	1	U	5	U	1	U
	SW12-102219	10/22/2019	µg/L	1	U	1	U	1	U	2	U	1	U	5	U	1	U
	SW12-110519	11/5/2019	µg/L	1.67		1	U	1	U	2	U	1	U	5	U	1	U
	SW12-122019	12/20/2019	µg/L	1	U	1	U	1	U	2	U	1	U	5	U	1	U
	SW12-010820	1/8/2020	µg/L	1.36		1	U	1	U	2	U	1	U	5	U	1	U
	SW12-021020	2/10/2020	µg/L	18.9		1.54		2.68		20.7		5.13		5	U	2.39	
	SW12-031220	3/12/2020	µg/L	1	U	1	U	1	U	2	U	1	U	5	U	1	U
	SW12-040220	4/2/2020	µg/L	1	U	1	U	1	U	2	U	1	U	5	U	1	U
	SW12-050420	5/4/2020	µg/L	1	U	1	U	1	U	2	U	1	U	5	U	1	U

Table 3B. Analytical Results for Surface Water, Historical

Products (SE) Pipe Line Corporation

Lewis Drive Remediation Site, Belton, South Carolina

Site ID #18693 "Kinder Morgan Belton Pipeline Release"

Location	Sample ID	Date Collected	Units	Analyte													
				Benzene	Ethylbenzene	Toluene	m&p-Xylene	o-Xylene	Naphthalene	MTBE							
			Screening Value (µg/L):	2.2	a	530	a	1,000	a	NA	b	NA	b	NA	b	NA	b
SW-12	SW12-060420	6/4/2020	µg/L	1	U	1	U	1	U	2	U	1	U	5	U	1	U
	SW12-070920	7/9/2020	µg/L	1	U	1	U	1	U	2	U	1	U	5	U	1	U
	SW12-080620	8/6/2020	µg/L	1	U	1	U	1	U	2	U	1	U	5	U	1	U
	SW12-091520	9/15/2020	µg/L	1	U	1	U	1	U	2	U	1	U	5	U	1	U
	SW12-102020	10/20/2020	µg/L	1	U	1	U	1	U	2	U	1	U	5	U	1	U
	SW12-111120	11/11/2020	µg/L	1	U	1	U	1	U	2	U	1	U	5	U	1	U
	SW12-121720	12/17/2020	µg/L	1	U	1	U	1	U	2	U	1	U	5	U	1	U
	SW12-012021	1/20/2021	µg/L	Water level too high.													
	SW12-022421	2/24/2021	µg/L	Water level too high.													
	SW12-032421	3/24/2021	µg/L	Water level too high.													
	SW12-041521	4/15/2021	µg/L	Water level too high.													
	SW12-051821	5/18/2021	µg/L	1	U	1	U	1	U	2	U	1	U	5	U	1	U
	SW12-061721	6/17/2021	µg/L	1	U	1	U	1	U	2	U	1	U	5	U	1	U
	SW12-071421	7/14/2021	µg/L	Water level too high.													
	SW12-082421	8/24/2021	µg/L	1	U	1	U	1	U	2	U	1	U	5	U	1	U
	SW12-091721	9/17/2021	µg/L	Water level too high.													
	SW12-102121	10/21/2021	µg/L	1	U	1	U	1	U	2	U	1	U	5	U	1	U
	SW12-111621	11/16/2021	µg/L	1.03	J	1	U	1	U	2	U	1	U	5	U	1	U
	SW12-122021	12/20/2021	µg/L	Water level too high.													
	SW12-012022	1/20/2022	µg/L	Water level too high.													
	--	2/10/2022	--	NS-IW	NS-IW	NS-IW	NS-IW	NS-IW	NS-IW	NS-IW	NS-IW	NS-IW	NS-IW	NS-IW	NS-IW	NS-IW	NS-IW
	--	3/1/2022	--	NS-IW	NS-IW	NS-IW	NS-IW	NS-IW	NS-IW	NS-IW	NS-IW	NS-IW	NS-IW	NS-IW	NS-IW	NS-IW	NS-IW
	SW12-042022	4/20/2022	µg/L	NS-IW	NS-IW	NS-IW	NS-IW	NS-IW	NS-IW	NS-IW	NS-IW	NS-IW	NS-IW	NS-IW	NS-IW	NS-IW	NS-IW
	SW12-051922	5/19/2022	µg/L	1	U	1	U	1	U	2	U	1	U	5	U	1	U
	--	6/15/2022	--	NS-IW	NS-IW	NS-IW	NS-IW	NS-IW	NS-IW	NS-IW	NS-IW	NS-IW	NS-IW	NS-IW	NS-IW	NS-IW	NS-IW
	--	7/19/2022	--	NS-IW	NS-IW	NS-IW	NS-IW	NS-IW	NS-IW	NS-IW	NS-IW	NS-IW	NS-IW	NS-IW	NS-IW	NS-IW	NS-IW
	--	8/15/2022	--	NS-IW	NS-IW	NS-IW	NS-IW	NS-IW	NS-IW	NS-IW	NS-IW	NS-IW	NS-IW	NS-IW	NS-IW	NS-IW	NS-IW
	--	9/20/2022	--	NS-IW	NS-IW	NS-IW	NS-IW	NS-IW	NS-IW	NS-IW	NS-IW	NS-IW	NS-IW	NS-IW	NS-IW	NS-IW	NS-IW
	--	10/20/2022	--	NS-IW	NS-IW	NS-IW	NS-IW	NS-IW	NS-IW	NS-IW	NS-IW	NS-IW	NS-IW	NS-IW	NS-IW	NS-IW	NS-IW
	--	11/21/2022	--	NS-IW	NS-IW	NS-IW	NS-IW	NS-IW	NS-IW	NS-IW	NS-IW	NS-IW	NS-IW	NS-IW	NS-IW	NS-IW	NS-IW
	SW12-121322	12/13/2022	µg/L	1	U	1	U	1	U	2	U	1	U	5	U	1	U
SW-13	SW13-092916	9/29/2016	µg/L	1	U	1	U	1	U	2	U	1	U	1	U	NA	
	SW13-103116	10/31/2016	µg/L	1	U	1	U	2.0		2	U	1	U	1	U	NA	
	SW13-112816	11/28/2016	µg/L	1	U	1	U	1	U	2	U	1	U	1	U	NA	
	SW13-122916	12/29/2016	µg/L	1	U	1	U	1	U	2	U	1	U	1	U	NA	
	SW13-012017	1/20/2017	µg/L	1	U	1	U	1	U	2	U	1	U	1	U	NA	
	SW13-022817	2/28/2017	µg/L	1	U	1	U	1	U	2	U	1	U	5	U	NA	
	SW13-031517	3/15/2017	µg/L	1	U	1	U	1	U	2	U	1	U	5	U	NA	
	SW13-032117	3/21/2017	µg/L	1	U	1	U	1	U	2	U	1	U	5	U	NA	

Table 3B. Analytical Results for Surface Water, Historical

Products (SE) Pipe Line Corporation

Lewis Drive Remediation Site, Belton, South Carolina

Site ID #18693 "Kinder Morgan Belton Pipeline Release"

Location	Sample ID	Date Collected	Units	Analyte													
				Benzene	Ethylbenzene	Toluene	m&p-Xylene	o-Xylene	Naphthalene	MTBE							
			Screening Value (µg/L):	2.2	a	530	a	1,000	a	NA	b	NA	b	NA	b		
SW-13	SW13-033017	3/30/2017	µg/L	1	U	1	U	1	U	2	U	1	U	5	U	NA	
	SW13-040517	4/5/2017	µg/L	1	U	1	U	1.21		2	U	1	U	5	U	NA	
	SW13-050417	5/4/2017	µg/L	1	U	1	U	1	U	2	U	1	U	5	U	NA	
	SW13-061317	6/13/2017	µg/L	1	U	1	U	1	U	2	U	1	U	5	U	NA	
	SW13-071817	7/18/2017	µg/L	1	U	1	U	1	U	2	U	1	U	5	U	NA	
	SW13-080217	8/2/2017	µg/L	1	U	1	U	1	U	2	U	1	U	5	U	NA	
	SW13-090517	9/5/2017	µg/L	1	U	1	U	1	U	2	U	1	U	5	U	NA	
	SW13-120517	12/5/2017	µg/L	1	U	1	U	1	U	2	U	1	U	5	U	NA	
	SW13-121417	12/14/2017	µg/L	1	U	1	U	1	U	2	U	1	U	5	U	NA	
	SW13-010918	1/9/2018	µg/L	1	U	1	U	1	U	2	U	1	U	5	U	NA	
	SW13-020618	2/6/2018	µg/L	1.78		1	U	1	U	2	U	1	U	5	U	4.26	
	SW13-030918	3/9/2018	µg/L	1	U	1	U	1	U	2	U	1	U	5	U	2.07	
	SW13-040618	4/6/2018	µg/L	1	U	1	U	1	U	2	U	1	U	5	U	1.4	
	SW13-050318	5/3/2018	µg/L	1	U	1	U	1	U	2	U	1	U	5	U	3.67	
	SW13-060718	6/7/2018	µg/L	2.99		1	U	2.48		2	U	1	U	5	U	8.08	
	SW13-071218	7/12/2018	µg/L	1	U	1	U	1	U	2	U	1	U	5	U	1	U
	SW13-081318	8/13/2018	µg/L	1	U	1	U	1	U	2	U	1	U	5	U	1	U
	SW13-091418	9/14/2018	µg/L	1	U	1	U	1	U	2	U	1	U	5	U	1	U
	SW13-120418	12/4/2018	µg/L	1	U	1	U	1.84		2	U	1	U	5	U	3.49	
	SW13-021919	2/19/2019	µg/L	1	U	1	U	1	U	2	U	1	U	5	U	1	U
	SW13-030719	3/7/2019	µg/L	1	U	1	U	1	U	2	U	1	U	5	U	11.0	
	SW13-051519	5/15/2019	µg/L	1	U	1	U	1	U	2	U	1	U	5	U	1.30	
	SW13-060419	6/4/2019	µg/L	1	U	1	U	1	U	2	U	1	U	5	U	1.11	
	SW13-071819	7/18/2019	µg/L	1	U	1	U	1	U	2	U	1	U	5	U	1	U
	SW13-082019	8/20/2019	µg/L	1	U	1	U	1	U	2	U	1	U	5	U	1	U
	SW13-091819	9/18/2019	--	NS-IW		NS-IW		NS-IW		NS-IW		NS-IW		NS-IW		NS-IW	
	SW13-102219	10/22/2019	µg/L	1	U	1	U	1	U	2	U	1	U	5	U	4.83	
	SW13-110519	11/5/2019	µg/L	1	U	1	U	1	U	2	U	1	U	5	U	2.11	
	SW13-122019	12/20/2019	µg/L	1	U	1	U	1	U	2	U	1	U	5	U	1.09	
	SW13-010820	1/8/2020	µg/L	1	U	1	U	1	U	2	U	1	U	5	U	1.79	
	SW13-021020	2/10/2020	µg/L	4.44		1	U	1	U	2	U	1	U	5	U	1.50	
	SW13-031220	3/12/2020	µg/L	1	U	1	U	1	U	2	U	1	U	5	U	3.73	
	SW13-040220	4/2/2020	µg/L	1	U	1	U	1	U	2	U	1	U	5	U	2.09	
	SW13-050420	5/4/2020	µg/L	1	U	1	U	1	U	2	U	1	U	5	U	2.87	
	SW13-060420	6/4/2020	µg/L	1	U	1	U	1	U	2	U	1	U	5	U	1.82	
	SW13-070920	7/9/2020	µg/L	1	U	1	U	1	U	2	U	1	U	5	U	1.89	
	SW13-080620	8/6/2020	µg/L	1	U	1	U	1	U	2	U	1	U	5	U	1.53	
	SW13-091520	9/15/2020	µg/L	1	U	1	U	1	U	2	U	1	U	5	U	2.18	
	SW13-102020	10/20/2020	µg/L	1	U	1	U	1	U	2	U	1	U	5	U	2.42	

Table 3B. Analytical Results for Surface Water, Historical

Products (SE) Pipe Line Corporation

Lewis Drive Remediation Site, Belton, South Carolina

Site ID #18693 "Kinder Morgan Belton Pipeline Release"

Location	Sample ID	Date Collected	Units	Analyte													
				Benzene	Ethylbenzene	Toluene	m&p-Xylene	o-Xylene	Naphthalene	MTBE							
			Screening Value (µg/L):	2.2	a	530	a	1,000	a	NA	b	NA	b	NA	b	NA	b
SW-13	SW13-111120	11/11/2020	µg/L	1	U	1	U	1	U	2	U	1	U	5	U	2.50	
	SW13-121720	12/17/2020	µg/L	1	U	1	U	1	U	2	U	1	U	5	U	1.55	
	SW13-012021	1/20/2021	µg/L	1	U	1	U	1	U	2	U	1	U	5	U	1.26	
	SW13-022421	2/24/2021	µg/L	1	U	1	U	1	U	2	U	1	U	5	U	3.51	
	SW13-032421	3/24/2021	µg/L	1.35		1	U	1	U	2	U	1	U	5	U	6.84	
	SW13-041521	4/15/2021	µg/L	1	U	1	U	1	U	2	U	1	U	5	U	3.18	
	SW13-051821	5/18/2021	µg/L	1	U	1	U	1	U	2	U	1	U	5	U	4.01	
	SW13-061721	6/17/2021	µg/L	1	U	1	U	1	U	2	U	1	U	5	U	2.29	
	SW13-071421	7/14/2021	µg/L	1	U	1	U	1	U	2	U	1	U	5	U	2.28	
	SW13-082421	8/24/2021	µg/L	1	U	1	U	1.31		2	U	1	U	5	U	2.54	
	SW13-092221	9/22/2021	µg/L	1	U	1	U	3.79		2	U	1	U	5	U	4.84	
	SW13-102121	10/21/2021	µg/L	1	U	1	U	1	U	2	U	1	U	5	U	2.29	
	SW13-111621	11/16/2021	µg/L	1	UJ	1	U	1	U	2	U	1	U	5	U	2.82	
	SW13-122021	12/20/2021	µg/L	1.13		1	U	1	U	2	U	1	U	5	U	15.2	
	SW13-012022	1/20/2022	µg/L	1	U	1	U	1	U	2	U	1	U	5	U	10.6	
	SW13-021022	2/10/2022	µg/L	1	U	1	U	1	U	2	U	1	U	5	U	5.10	
	--	3/1/2022	--	NS-IW		NS-IW		NS-IW		NS-IW		NS-IW		NS-IW		NS-IW	
	SW13-042022	4/20/2022	µg/L	NS-IW		NS-IW		NS-IW		NS-IW		NS-IW		NS-IW		NS-IW	
	--	5/19/2022	--	NS-IW		NS-IW		NS-IW		NS-IW		NS-IW		NS-IW		NS-IW	
	--	6/15/2022	--	NS-IW		NS-IW		NS-IW		NS-IW		NS-IW		NS-IW		NS-IW	
	--	7/19/2022	--	NS-IW		NS-IW		NS-IW		NS-IW		NS-IW		NS-IW		NS-IW	
	--	8/15/2022	--	NS-IW		NS-IW		NS-IW		NS-IW		NS-IW		NS-IW		NS-IW	
	--	9/20/2022	--	NS-IW		NS-IW		NS-IW		NS-IW		NS-IW		NS-IW		NS-IW	
	--	10/20/2022	--	NS-IW		NS-IW		NS-IW		NS-IW		NS-IW		NS-IW		NS-IW	
	--	11/21/2022	--	NS-IW		NS-IW		NS-IW		NS-IW		NS-IW		NS-IW		NS-IW	
	SW13-121322	12/13/2022	µg/L	1.97		1	U	1	U	2	U	1	U	5	U	23.2	
SW-14	SW14-071817	7/18/2017	µg/L	1	U	1	U	1	U	2	U	1	U	5	U	NA	
	SW14-080217	8/2/2017	µg/L	1	U	1	U	1	U	2	U	1	U	5	U	NA	
	SW14-090517	9/5/2017	µg/L	1	U	1	U	1	U	2	U	1	U	5	U	NA	
	SW14-120517	12/5/2017	µg/L	1	U	1	U	1	U	2	U	1	U	5	U	NA	
	--	12/14/2017	--	NS-DW		NS-DW		NS-DW		NS-DW		NS-DW		NS-DW		NS-DW	
	SW14-010918	1/9/2018	µg/L	1	U	1	U	1	U	2	U	1	U	5	U	NA	
	SW14-020618	2/6/2018	µg/L	1	U	1	U	1	U	2	U	1	U	5	U	1	U
	SW14-030918	3/9/2018	µg/L	1	U	1	U	1	U	2	U	1	U	5	U	1	U
	SW14-040618	4/6/2018	µg/L	1	U	1	U	1.43		2	U	1	U	5	U	1	U
	SW14-050318	5/3/2018	µg/L	1	U	1	U	1	U	2	U	1	U	5	U	1	U
	SW14-060718	6/7/2018	µg/L	1	U	1	U	1	U	2	U	1	U	5	U	1.18	
	SW14-071218	7/12/2018	µg/L	1	U	1	U	1	U	2	U	1	U	5	U	1.33	
	SW14-091418	9/14/2018	µg/L	1	U	1	U	1	U	2	U	1	U	5	U	1	U

Table 3B. Analytical Results for Surface Water, Historical

Products (SE) Pipe Line Corporation

Lewis Drive Remediation Site, Belton, South Carolina

Site ID #18693 "Kinder Morgan Belton Pipeline Release"

Location	Sample ID	Date Collected	Units	Analyte													
				Benzene	Ethylbenzene	Toluene	m&p-Xylene	o-Xylene	Naphthalene	MTBE							
			Screening Value (µg/L):	2.2	a	530	a	1,000	a	NA	b	NA	b	NA	b	NA	b
SW-14	SW14-120418	12/4/2018	µg/L	1	U	1	U	1	U	2	U	1	U	5	U	1.62	
	SW14-021919	2/19/2019	µg/L	1	U	1	U	1	U	2	U	1	U	5	U	1.19	
	SW14-030719	3/7/2019	µg/L	1	U	1	U	1	U	2	U	1	U	5	U	1.68	
	SW14-051519	5/15/2019	µg/L	1	U	1	U	1	U	2	U	1	U	5	U	1.50	
	SW14-060419	6/4/2019	µg/L	1	U	1	U	1	U	2	U	1	U	5	U	1	U
	SW14-071819	7/18/2019	µg/L	1	U	1	U	1	U	2	U	1	U	5	U	1	U
	SW14-082019	8/20/2019	µg/L	1	U	1	U	1	U	2	U	1	U	5	U	1	U
	SW14-091819	9/18/2019	µg/L	1	U	1	U	1	U	2	U	1	U	5	U	1	U
	SW14-102219	10/22/2019	µg/L	1	U	1	U	1	U	2	U	1	U	5	U	1	U
	SW14-110519	11/5/2019	µg/L	1	U	1	U	1	U	2	U	1	U	5	U	1	U
	SW14-122019	12/20/2019	µg/L	1	U	1	U	1	U	2	U	1	U	5	U	1	U
	SW14-010820	1/8/2020	µg/L	1	U	1	U	1	U	2	U	1	U	5	U	1	U
	SW14-021020	2/10/2020	µg/L	1	U	1	U	1	U	2	U	1	U	5	U	1	U
	SW14-031220	3/12/2020	µg/L	1	U	1	U	1	U	2	U	1	U	5	U	1	U
	SW14-040220	4/2/2020	µg/L	1	U	1	U	1	U	2	U	1	U	5	U	1	U
	SW14-050420	5/4/2020	µg/L	1	U	1	U	1	U	2	U	1	U	5	U	1	U
	SW14-060420	6/4/2020	µg/L	1	U	1	U	1	U	2	U	1	U	5	U	1.49	
	SW14-070920	7/9/2020	µg/L	1	U	1	U	1	U	2	U	1	U	5	U	1	U
	SW14-080620	8/6/2020	µg/L	1	U	1	U	1	U	2	U	1	U	5	U	2.83	
	SW14-091520	9/15/2020	µg/L	1	U	1	U	1	U	2	U	1	U	5	U	1	U
	SW14-102020	10/20/2020	µg/L	1	U	1	U	1	U	2	U	1	U	5	U	1.40	
	SW14-111120	11/11/2020	µg/L	1	U	1	U	1	U	2	U	1	U	5	U	1.75	
	SW14-121720	12/17/2020	µg/L	No property access.													
	SW14-012021	1/20/2021	µg/L	No property access.													
	SW14-022421	2/24/2021	µg/L	No property access.													
	SW14-032421	3/24/2021	µg/L	No property access.													
	SW14-041521	4/15/2021	µg/L	No property access.													
	SW14-051821	5/18/2021	µg/L	1	U	1	U	1	U	2	U	1	U	5	U	1	U
	SW14-061721	6/17/2021	µg/L	1	U	1	U	1	U	2	U	1	U	5	U	1	U
	SW14-071421	7/14/2021	µg/L	1	U	1	U	1	U	2	U	1	U	5	U	2.86	
	SW14-082421	8/24/2021	µg/L	1	U	1	U	1	U	2	U	1	U	5	U	1	U
	SW14-091721	9/17/2021	µg/L	1	U	1	U	1	U	2	U	1	U	5	U	2.01	
	SW14-102121	10/21/2021	µg/L	1	U	1	U	1	U	2	U	1	U	5	UJ	1.03	
	SW14-111621	11/16/2021	µg/L	1	UJ	1	U	1	U	2	U	1	U	5	U	1	U
	SW14-122021	12/20/2021	µg/L	1	U	1	U	1	U	2	U	1	U	5	UJ	3.20	
	SW14-012022	1/20/2022	µg/L	1	U	1	U	1	U	2	U	1	U	5	U	1	U
	SW14-021022	2/10/2022	µg/L	1	U	1	U	1	U	2	U	1	U	5	U	1.24	
	SW14-030122	3/1/2022	µg/L	1	U	1	U	1	U	2	U	1	U	5	U	1	U
	SW14-042022	4/20/2022	µg/L	1	U	1	U	1	U	2	U	1	U	5	U	1	U

Table 3B. Analytical Results for Surface Water, Historical

Products (SE) Pipe Line Corporation

Lewis Drive Remediation Site, Belton, South Carolina

Site ID #18693 "Kinder Morgan Belton Pipeline Release"

Location	Sample ID	Date Collected	Units	Analyte													
				Benzene		Ethylbenzene		Toluene		m&p-Xylene		o-Xylene		Naphthalene		MTBE	
			Screening Value (µg/L):	2.2	a	530	a	1,000	a	NA	b	NA	b	NA	b	NA	b
SW-14	SW14-051922	5/19/2022	µg/L	1	U	1	U	1	U	2	U	1	U	5	U	4.05	
	SW14-061522	6/15/2022	µg/L	1	U	1	U	1	U	2	U	1	U	5	UJ	1	U
	SW14-071922	7/19/2022	µg/L	1	U	1	U	1	U	2	U	1	U	5	U	1	U
	SW14-081522	8/15/2022	µg/L	1	U	1	U	1	U	2	U	1	U	5	U	1	U
	SW14-092022	9/20/2022	µg/L	1	U	1	U	1	U	2	U	1	U	5	U	1	U
	SW14-102022	10/20/2022	µg/L	1	U	1	U	1	U	2	U	1	U	5	U	1	U
	SW14-112122	11/21/2022	µg/L	1	U	1	U	1	U	2	U	1	U	5	U	1	U
	SW14-121322	12/13/2022	µg/L	1	U	1	U	1	U	2	U	1	U	5	U	1	U
FP-01	FP01-031616	3/16/2016	µg/L	1	U	1	U	1	U	2	U	1	U	1	U	NA	
	FP01-042716	4/27/2016	µg/L	1	U	1	U	1	U	2	U	1	U	1	U	NA	
	FP01-050916	5/9/2016	µg/L	1	U	1	U	1	U	2	U	1	U	1	U	NA	
	FP01-062716	6/27/2016	µg/L	1	U	1	U	1	U	2	U	1	U	1	U	NA	
	FP01-072816	7/28/2016	µg/L	1	U	1	U	1	U	2	U	1	U	1	U	NA	
	FP01-081916	8/19/2016	µg/L	1	U	1	U	1	U	2	U	1	U	1	U	NA	
	FP01-092916	9/29/2016	µg/L	1	U	1	U	1	U	2	U	1	U	1	U	NA	
	FP01-103116	10/31/2016	µg/L	1	U	1	U	1	U	2	U	1	U	1	U	NA	
	FP01-112816	11/28/2016	µg/L	1	U	1	U	1	U	2	U	1	U	1	U	NA	
	FP01-122916	12/29/2016	µg/L	1	U	1	U	1	U	2	U	1	U	1	U	NA	
	FP01-012017	1/20/2017	µg/L	1	U	1	U	1	U	2	U	1	U	1	U	NA	
	FP01-022817	2/28/2017	µg/L	1	U	1	U	1	U	2	U	1	U	5	U	NA	
	FP01-031517	3/15/2017	µg/L	1	U	1	U	1	U	2	U	1	U	5	U	NA	
	FP-01-032117	3/21/2017	µg/L	1	U	1	U	1	U	2	U	1	U	5	U	NA	
	FP-01-033017	3/30/2017	µg/L	1	U	1	U	1	U	2	U	1	U	5	U	NA	
	FP-01-040517	4/5/2017	µg/L	1	U	1	U	1	U	2	U	1	U	5	U	NA	
	FP-01-050417	5/4/2017	µg/L	1	U	1	U	1	U	2	U	1	U	5	U	NA	
	FP-01-061317	6/13/2017	µg/L	1	U	1	U	1	U	2	U	1	U	5	U	NA	
	FP-01-071817	7/18/2017	µg/L	1	U	1	U	1	U	2	U	1	U	5	U	NA	
	FP-01-080217	8/2/2017	µg/L	1	U	1	U	1	U	2	U	1	U	5	U	NA	
	FP-01-090517	9/5/2017	µg/L	1	U	1	U	1	U	2	U	1	U	5	U	NA	
	FP-01-120517	12/5/2017	µg/L	1	U	1	U	1	U	2	U	1	U	5	U	NA	
	FP-01-121417	12/14/2017	µg/L	1	U	1	U	1	U	2	U	1	U	5	U	NA	
	FP01-010918	1/9/2018	µg/L	1	U	1	U	1	U	2	U	1	U	5	U	NA	
	FP01-020618	2/6/2018	µg/L	1	U	1	U	1	U	2	U	1	U	5	U	1	U
	FP01-030918	3/9/2018	µg/L	1	U	1	U	1	U	2	U	1	U	5	U	1	U
	FP01-040618	4/6/2018	µg/L	1	U	1	U	1	U	2	U	1	U	5	U	1	U
	FP01-050318	5/3/2018	µg/L	1	U	1	U	1	U	2	U	1	U	5	U	1	U
	FP01-060718	6/7/2018	µg/L	1	U	1	U	1	U	2	U	1	U	5	U	1	U
	FP01-071218	7/12/2018	µg/L	1	U	1	U	1	U	2	U	1	U	5	U	1	U
	FP01-091418	9/14/2018	µg/L	1	U	1	U	1	U	2	U	1	U	5	U	1	U

Table 3B. Analytical Results for Surface Water, Historical

Products (SE) Pipe Line Corporation

Lewis Drive Remediation Site, Belton, South Carolina

Site ID #18693 "Kinder Morgan Belton Pipeline Release"

Location	Sample ID	Date Collected	Units	Analyte													
				Benzene		Ethylbenzene		Toluene		m&p-Xylene		o-Xylene		Naphthalene		MTBE	
			Screening Value (µg/L):	2.2	a	530	a	1,000	a	NA	b	NA	b	NA	b	NA	b
FP-02	FP02-031616	3/16/2016	µg/L	1	U	1	U	1	U	2	U	1	U	1	U	NA	
	FP02-042716	4/27/2016	µg/L	1	U	1	U	1	U	2	U	1	U	1	U	NA	
	FP02-050916	5/9/2016	µg/L	1	U	1	U	1	U	2	U	1	U	1	U	NA	
	FP02-062716	6/27/2016	µg/L	1	U	1	U	1	U	2	U	1	U	1	U	NA	
	FP02-072816	7/28/2016	µg/L	1	U	1	U	1	U	2	U	1	U	1	U	NA	
	FP02-081916	8/19/2016	µg/L	1	U	1	U	1	U	2	U	1	U	1	U	NA	
	FP02-092916	9/29/2016	µg/L	1	U	1	U	1	U	2	U	1	U	1	U	NA	
	FP02-103116	10/31/2016	µg/L	1	U	1	U	1	U	2	U	1	U	1	U	NA	
	FP02-112816	11/28/2016	µg/L	1	U	1	U	1	U	2	U	1	U	1	U	NA	
	FP02-122916	12/29/2016	µg/L	1	U	1	U	1	U	2	U	1	U	1	U	NA	
	FP02-012017	1/20/2017	µg/L	1	U	1	U	1	U	2	U	1	U	1	U	NA	
	FP02-022817	2/28/2017	µg/L	1	U	1	U	1	U	2	U	1	U	5	U	NA	
	FP02-031517	3/15/2017	µg/L	1	U	1	U	1	U	2	U	1	U	5	U	NA	
	FP-02-032117	3/21/2017	µg/L	1	U	1	U	1	U	2	U	1	U	5	U	NA	
	FP-02-033017	3/30/2017	µg/L	1	U	1	U	1	U	2	U	1	U	5	U	NA	
	FP-02-040517	4/5/2017	µg/L	1	U	1	U	1	U	2	U	1	U	5	U	NA	
	FP-02-050417	5/4/2017	µg/L	1	U	1	U	1	U	2	U	1	U	5	U	NA	
	FP-02-061317	6/13/2017	µg/L	1	U	1	U	1	U	2	U	1	U	5	U	NA	
	FP-02-071817	7/18/2017	µg/L	1	U	1	U	1	U	2	U	1	U	5	U	NA	
	FP-02-080217	8/2/2017	µg/L	1	U	1	U	1	U	2	U	1	U	5	U	NA	
	FP-02-090517	9/5/2017	µg/L	1	U	1	U	1	U	2	U	1	U	5	U	NA	
	FP-02-120517	12/5/2017	µg/L	1	U	1	U	1	U	2	U	1	U	5	U	NA	
	FP-02-121417	12/14/2017	µg/L	1	U	1	U	1	U	2	U	1	U	5	U	NA	
	FP02-010918	1/9/2018	µg/L	1	U	1	U	1	U	2	U	1	U	5	U	NA	
	FP02-020618	2/6/2018	µg/L	1	U	1	U	1	U	2	U	1	U	5	U	1	U
	FP02-030918	3/9/2018	µg/L	1	U	1	U	1	U	2	U	1	U	5	U	1	U
	FP02-040618	4/6/2018	µg/L	1	U	1	U	1	U	2	U	1	U	5	U	1	U
	FP02-050318	5/3/2018	µg/L	1	U	1	U	1	U	2	U	1	U	5	U	1	U
	FP02-060718	6/7/2018	µg/L	1	U	1	U	1	U	2	U	1	U	5	U	1	U
	FP02-071218	7/12/2018	µg/L	1	U	1	U	1	U	2	U	1	U	5	U	1	U
	FP02-091418	9/14/2018	µg/L	1	U	1	U	1	U	2	U	1	U	5	U	1	U
FP-03	FP03-031616	3/16/2016	µg/L	1	U	1	U	1	U	2	U	1	U	1	U	NA	
	FP03-042716	4/27/2016	µg/L	1	U	1	U	1	U	2	U	1	U	1	U	NA	
	FP03-050916	5/9/2016	µg/L	1	U	1	U	1	U	2	U	1	U	1	U	NA	
	FP03-062716	6/27/2016	µg/L	1	U	1	U	1	U	2	U	1	U	1	U	NA	
	FP03-072816	7/28/2016	µg/L	1	U	1	U	1	U	2	U	1	U	1	U	NA	
	--	8/19/2016	--	NS-HS		NS-HS		NS-HS		NS-HS		NS-HS		NS-HS		NS-HS	
	FP03-092916	9/29/2016	µg/L	1	U	1	U	1	U	2	U	1	U	1	U	NA	
	FP03-103116	10/31/2016	µg/L	1	U	1	U	1	U	2	U	1	U	1	U	NA	

Table 3B. Analytical Results for Surface Water, Historical

Products (SE) Pipe Line Corporation

Lewis Drive Remediation Site, Belton, South Carolina

Site ID #18693 "Kinder Morgan Belton Pipeline Release"

Location	Sample ID	Date Collected	Units	Analyte													
				Benzene		Ethylbenzene		Toluene		m&p-Xylene		o-Xylene		Naphthalene		MTBE	
			Screening Value (µg/L):	2.2	a	530	a	1,000	a	NA	b	NA	b	NA	b	NA	b
FP-03	FP03-112816	11/28/2016	µg/L	1	U	1	U	1	U	2	U	1	U	1	U	NA	
	FP03-122916	12/29/2016	µg/L	1	U	1	U	1	U	2	U	1	U	1	U	NA	
	FP03-012017	1/20/2017	µg/L	1	U	1	U	1	U	2	U	1	U	1	U	NA	
	FP03-022817	2/28/2017	µg/L	1	U	1	U	1	U	2	U	1	U	5	U	NA	
	FP03-031517	3/15/2017	µg/L	1	U	1	U	1	U	2	U	1	U	5	U	NA	
	FP-03-032117	3/21/2017	µg/L	1	U	1	U	1	U	2	U	1	U	5	U	NA	
	FP-03-033017	3/30/2017	µg/L	1	U	1	U	1	U	2	U	1	U	5	U	NA	
	--	4/5/2017	--	NS-HS		NS-HS		NS-HS		NS-HS		NS-HS		NS-HS		NS-HS	
	FP-03-050417	5/4/2017	µg/L	1	U	1	U	1	U	2	U	1	U	5	U	NA	
	FP-03-061317	6/13/2017	µg/L	1	U	1	U	1	U	2	U	1	U	5	U	NA	
	FP-03-071817	7/18/2017	µg/L	1	U	1	U	1	U	2	U	1	U	5	U	NA	
	FP-03-080217	8/2/2017	µg/L	1	U	1	U	1	U	2	U	1	U	5	U	NA	
	FP-03-090517	9/5/2017	µg/L	1	U	1	U	1	U	2	U	1	U	5	U	NA	
	FP-03-120517	12/5/2017	µg/L	1	U	1	U	1	U	2	U	1	U	5	U	NA	
	FP-03-121417	12/14/2017	µg/L	1	U	1	U	1	U	2	U	1	U	5	U	NA	
	FP03-010918	1/9/2018	µg/L	1	U	1	U	1	U	2	U	1	U	5	U	NA	
	FP03-020618	2/6/2018	µg/L	1	U	1	U	1	U	2	U	1	U	5	U	1	U
	FP03-030918	3/9/2018	µg/L	1	U	1	U	1	U	2	U	1	U	5	U	1	U
	FP03-040618	4/6/2018	µg/L	1	U	1	U	1	U	2	U	1	U	5	U	1	U
	FP03-050318	5/3/2018	µg/L	1	U	1	U	1	U	2	U	1	U	5	U	1	U
	FP03-060718	6/7/2018	µg/L	1	U	1	U	1	U	2	U	1	U	5	U	1	U
	FP03-071218	7/12/2018	µg/L	1	U	1	U	1	U	2	U	1	U	5	U	1	U
	FP03-091418	9/14/2018	µg/L	1	U	1	U	1	U	2	U	1	U	5	U	1	U

Notes:

^a South Carolina Department of Health and Environmental Control (DHEC) R.61-68, Water Classifications and Standards, Human Health for Consumption of Water and Organism, June 27, 2014.

^b Screening levels for these analytes are not specified in DHEC R.61-68.

^c The analyte was analyzed for, but was not detected above the laboratory reporting/quantitation limit. However, the laboratory reporting/quantitation limit is above the screening criteria.

The actual absence or presence of this analyte between the screening criteria and the laboratory reporting/quantitation limit cannot be determined.

Samples analyzed by U.S. Environmental Protection Agency Methods SW 8260B/8260D.

Bold indicates the analyte was detected above the method detection limit.

Gray shading indicates the analyte exceeded its screening value.

Table 3B. Analytical Results for Surface Water, Historical

Products (SE) Pipe Line Corporation

Lewis Drive Remediation Site, Belton, South Carolina

Site ID #18693 "Kinder Morgan Belton Pipeline Release"

Location	Sample ID	Date Collected	Units	Analyte													
				Benzene		Ethylbenzene		Toluene		m&p-Xylene		o-Xylene		Naphthalene		MTBE	
			Screening Value (µg/L):	2.2	a	530	a	1,000	a	NA	b	NA	b	NA	b	NA	b

µg/L = microgram(s) per liter

FP = fishing pond

ID = identification

J = estimated value

MTBE = methyl tertiary butyl ether

NA = not applicable

NS-DW = sample not collected due to location being in a different watershed

NS-HS = sample not collected due to health and safety concerns

NS-IW = sample not collected due to insufficient volume at surface water location

SW = surface water

U = analyte was not detected above the reported sample quantitation limit

UJ = analyte was not detected above the reported sample quantitation limit and should be considered estimated

Table 4A. Analytical Results for Groundwater, Second Semiannual 2022

Products (SE) Pipe Line Corporation

Lewis Drive Remediation Site, Belton, South Carolina

Site ID #18693 "Kinder Morgan Belton Pipeline Release"

Location	Sample ID	Sample Date	Units	Analyte														
				Benzene	Ethylbenzene	Toluene	Total Xylenes	1,2-DCA	MTBE	Naphthalene	EDB							
		RBSL ^a :	µg/L	5.0	700	1,000	10,000	5.0	40	25	0.05							
MW-01	MW-01-092122	9/21/2022	µg/L	1	U	1	U	1	U	3	U	1	U	1	U	5	U	--
MW-01B	MW-01B-092122	9/21/2022	µg/L	1	U	1	U	1	U	3	U	1	U	1	U	5	U	--
MW-02	MW-02-092122	9/21/2022	µg/L	1.80		1.84		1.11		3	U	1	U	1	U	26.1		--
	MW-02-121322	12/13/2022	µg/L	5.25		40.5		1	U	90.8		1	U	1	U	25.3		--
MW-04	MW-04-092122	9/21/2022	µg/L	1	U	1	U	1	U	3	U	1	U	1	U	5	U	--
MW-06B	MW-06B-092122	9/21/2022	µg/L	1	U	1	U	4.49		3	U	1	U	1	U	5	U	--
MW-07	--	9/19/2022	--	NS-IW		NS-IW		NS-IW		NS-IW		NS-IW		NS-IW		NS-IW		NS-IW
	--	12/13/2022	--	NS-IW		NS-IW		NS-IW		NS-IW		NS-IW		NS-IW		NS-IW		NS-IW
MW-09	MW-09-092122	9/21/2022	µg/L	5.79		243		756		3,470		1	U	1	U	99.3		--
	MW-09-121322	12/13/2022	µg/L	50	U	228		50	U	1,230		50	U ^b	50	U ^b	250	U ^b	--
MW-09B	MW-09B-092122	9/21/2022	µg/L	1.22		1.27		4.90		9.80		1	U	1	U	5	U	--
MW-11	MW-11-092022	9/20/2022	µg/L	1,360		1,560		2,900		7,700		250	U ^b	250	U ^b	1,250	U ^b	--
	--	12/13/2022	--	NS-IW		NS-IW		NS-IW		NS-IW		NS-IW		NS-IW		NS-IW		NS-IW
MW-12	MW-12-092122	9/21/2022	µg/L	18.4		1	U	1	U	3	U	1	U	1	U	5	U	--
MW-12B	MW-12B-092122	9/21/2022	µg/L	1	U	1	U	1	U	3	U	1	U	1	U	5	U	--
MW-13	--	9/19/2022	--	NS-IW		NS-IW		NS-IW		NS-IW		NS-IW		NS-IW		NS-IW		NS-IW
MW-13B	MW-13B-092122	9/21/2022	µg/L	538		2.02		3.44		3	U	1	U	128		5	U	--
MW-14	MW-14-092122	9/21/2022	µg/L	1	U	1	U	1	U	3	U	1	U	1.73		5	U	--
	MW-14-121322	12/13/2022	µg/L	1	U	1	U	1	U	3	U	1	U	1.50		5	U	--
MW-14B	MW-14B-092122	9/21/2022	µg/L	7.30		1	U	1	U	3.54		1	U	19.4		5	U	--
	MW-14B-121322	12/13/2022	µg/L	1.49		1	U	1	U	3	U	1	U	11.2		5	U	--
MW-15	--	9/19/2022	--	NS-IW		NS-IW		NS-IW		NS-IW		NS-IW		NS-IW		NS-IW		NS-IW
MW-15B	MW-15B-092122	9/21/2022	µg/L	236		5	U	18.6		86.5		5	U ^b	85.2		25	U ^b	--
	MW-15B-121322	12/13/2022	µg/L	413		10	U	37.9		132		10	U ^b	94.1		50	U ^b	--
MW-16	MW-16-092122	9/21/2022	µg/L	67.1		27.2		361		230		1	U	8.32		38.6		--
	MW-16-121322	12/13/2022	µg/L	449		207		5,560		1,620		20	U ^b	159		174		--
MW-17	--	9/19/2022	--	NS-IW		NS-IW		NS-IW		NS-IW		NS-IW		NS-IW		NS-IW		NS-IW
MW-17B	MW-17B-092022	9/20/2022	µg/L	4,470		684		2,060		3,390		100	U ^b	134		500	U ^b	--
	MW-17B-121322	12/13/2022	µg/L	3,190		441		1,300		2,420		20	U ^b	80.6		116		--
MW-18	MW-18-092122	9/21/2022	µg/L	44.7		25	U	700		75	U	25	U ^b	74.1		125	U ^b	--
	MW-18-121322	12/13/2022	µg/L	160		127		4150		786		5	U	50.9		99.0		--
MW-19	--	9/19/2022	--	NS-IW		NS-IW		NS-IW		NS-IW		NS-IW		NS-IW		NS-IW		NS-IW
MW-20	MW-20-092022	9/20/2022	µg/L	5,220		1,000		11,600		9,420		100	U ^b	100	U ^b	500	U ^b	--
	MW-20-121322	12/13/2022	µg/L	7,580		1,060		16,300		8,520		100	U ^b	100	U ^b	500	U ^b	--
MW-21	MW-21-092022	9/20/2022	µg/L	1	U	1	U	1	U	3	U	1	U	1.14		5	U	--
MW-22	--	9/19/2022	--	NS-IW		NS-IW		NS-IW		NS-IW		NS-IW		NS-IW		NS-IW		NS-IW
MW-23	MW-23-092022	9/20/2022	µg/L	619		50	U	50	U	150	U	50	U ^b	50	U ^b	250	U ^b	--
	MW-23-121322	12/13/2022	µg/L	10	U ^b	10	U	10	U	30	U	10	U ^b	10	U	50	U ^b	--

Table 4A. Analytical Results for Groundwater, Second Semiannual 2022

Products (SE) Pipe Line Corporation

Lewis Drive Remediation Site, Belton, South Carolina

Site ID #18693 "Kinder Morgan Belton Pipeline Release"

Location	Sample ID	Sample Date	Units	Analyte													
				Benzene	Ethylbenzene	Toluene	Total Xylenes	1,2-DCA	MTBE	Naphthalene	EDB						
		RBSL ^a :	µg/L	5.0	700	1,000	10,000	5.0	40	25	0.05						
MW-23B	MW-23B-092022	9/20/2022	µg/L	1	U	1	U	3	U	1	U	1	U	5	U	--	
MW-24	MW-24-092122	9/21/2022	µg/L	1	U	1	U	3	U	1	U	1	U	5	U	--	
MW-24B	MW-24B-092122	9/21/2022	µg/L	1	U	1	U	3	U	1	U	1	U	5	U	--	
MW-25	MW-25-092122	9/21/2022	µg/L	1	U	1	U	3	U	1	U	1	U	5	UJ	--	
MW-25B	MW-25B-092122	9/21/2022	µg/L	9.55		1	U	3	U	1	U	2.34		5	UJ	--	
MW-26	MW-26-092022	9/20/2022	µg/L	1	U	1	U	3	U	1	U	1	U	5	U	--	
MW-26B	MW-26B-092022	9/20/2022	µg/L	1	U	1	U	3	U	1	U	1	U	5	U	--	
MW-27	MW-27-092122	9/21/2022	µg/L	1	U	1	U	3	U	1	U	1	U	5	U	--	
MW-27B	MW-27B-092122	9/21/2022	µg/L	1	U	1	U	1.59		7.28		1	U	5	U	--	
MW-28	MW-28-092122	9/21/2022	µg/L	1	U	1	U	3	U	1	U	1	U	5	U	--	
MW-29	MW-29-092022	9/20/2022	µg/L	1	U	1	U	3	U	1	U	1	U	5	U	--	
MW-32	MW-32-092122	9/21/2022	µg/L	1	U	1	U	3	U	1	U	1	U	5	U	--	
MW-33T	MW-33T-092122	9/21/2022	µg/L	1	U	1	U	3	U	1	U	1	U	5	U	--	
MW-35	MW-35-092122	9/21/2022	µg/L	1	U	1	U	3	U	1	U	1	U	5	U	--	
MW-36	MW-36-092022	9/20/2022	µg/L	1	U	1	U	3	U	1	U	1.14		5	U	--	
	MW-36-121322	12/13/2022	µg/L	1	U	1	U	3	U	1	U	1	U	5	U	--	
MW-36B	MW-36B-092022	9/20/2022	µg/L	1	U	1	U	3	U	1	U	1	U	5	U	--	
MW-37	MW-37-092122	9/21/2022	µg/L	1.12		1	U	3	U	1	U	8.31		5	UJ	--	
	MW-37-121322	12/13/2022	µg/L	2.78		1	U	3	U	1	U	7.61		5	U	--	
MW-38	MW-38-092122	9/21/2022	µg/L	244		1	U	6.04		1	U	53.9		5.10	J	--	
	MW-38-121322	12/13/2022	µg/L	38.7		10	U	30	U	10	U ^b	47.4		50	U ^b	--	
MW-38B	MW-38B-092122	9/21/2022	µg/L	246		1	U	1.25		7.55		1	U	120	UJ	--	
	MW-38B-121322	12/13/2022	µg/L	20	U	20	U	60	U	20	U ^b	71.2		100	U ^b	--	
MW-39	MW-39-092122	9/21/2022	µg/L	1.72		1	U	3	U	1	U	5.69		5	U	--	
	MW-39-121322	12/13/2022	µg/L	1	U	1	U	3	U	1	U	1	U	5	U	--	
MW-40	MW-40-092122	9/21/2022	µg/L	1	U	1	U	3	U	1	U	1.61		5	U	--	
	MW-40-121322	12/13/2022	µg/L	1	U	1	U	3	U	1	U	1	U	5	U	--	
MW-41	MW-41-092122	9/21/2022	µg/L	1	U	1	U	3	U	1	U	1	U	5	UJ	--	
	MW-41-121322	12/13/2022	µg/L	1	U	1	U	3	U	1	U	1	U	5	U	--	
MW-42	MW-42-092122	9/21/2022	µg/L	1	U	1	U	3	U	1	U	1	U	5	UJ	--	
MW-45	--	9/19/2022	--	NS-IW		NS-IW		NS-IW		NS-IW		NS-IW		NS-IW		NS-IW	
	--	12/13/2022	--	NS-IW		NS-IW		NS-IW		NS-IW		NS-IW		NS-IW		NS-IW	
MW-45B	MW-45B-092022	9/20/2022	µg/L	1	U	1	U	3	U	1	U	1	U	5	U	--	
MW-46	MW-46-092022	9/20/2022	µg/L	1	U	1	U	3	U	1	U	4.57		5	U	--	
MW-47	MW-47-092022	9/20/2022	µg/L	1	U	1	U	3	U	1	U	1	U	5	U	--	
MW-48B	MW-48B-092122	9/21/2022	µg/L	1	U	1	U	3	U	1	U	1	U	5	UJ	--	
MW-50B	MW-50B-092122	9/21/2022	µg/L	33.2		1	U	3	U	1	U	113		5	U	--	
MW-51	MW-51-092122	9/21/2022	µg/L	1	U	1	U	3	U	1	U	3.32		5	UJ	--	

Table 4A. Analytical Results for Groundwater, Second Semiannual 2022

Products (SE) Pipe Line Corporation

Lewis Drive Remediation Site, Belton, South Carolina

Site ID #18693 "Kinder Morgan Belton Pipeline Release"

Location	Sample ID	Sample Date	Units	Analyte														
				Benzene	Ethylbenzene	Toluene	Total Xylenes	1,2-DCA	MTBE	Naphthalene	EDB							
		RBSL ^a :	µg/L	5.0	700	1,000	10,000	5.0	40	25	0.05							
MW-52	MW-52-092122	9/21/2022	µg/L	1	U	1	U	1	U	3	U	1	U	1.17	5	UJ	--	
MW-53	MW-53-092122	9/21/2022	µg/L	1	U	1	U	1	U	3	U	1	U	1	U	5	U	--
MW-54	--	9/19/2022	--	NS-IW		NS-IW		NS-IW		NS-IW		NS-IW		NS-IW		NS-IW		NS-IW
MW-55	MW-55-092022	9/20/2022	µg/L	1	U	1	U	1	U	3	U	1	U	1	U	5	U	--
MW-56	MW-56-092022	9/20/2022	µg/L	84.8		1	U	1	U	5.74		1	U	71.3	J	5	U	--
	MW-56-121322	12/13/2022	µg/L	86.5		1	U	1	U	5.49		1	U	77.5		5	U	--
MW-57	MW-57-092022	9/20/2022	µg/L	1	U	1	U	1	U	3	U	1	U	5.02		5	U	--
	MW-57-121322	12/13/2022	µg/L	1	U	1	U	1	U	3	U	1	U	1.81		5	U	--
MW-58	MW-58-092022	9/20/2022	µg/L	51.0		1	U	1	U	3	U	1	U	23.2		5	U	--
	MW-58-121322	12/13/2022	µg/L	1	U	1	U	1	U	3	U	1	U	5.26		5	U	--
MW-59	MW-59-092022	9/20/2022	µg/L	1	U	1	U	1	U	3	U	1	U	6.75		5	U	--
	MW-59-121322	12/13/2022	µg/L	1	U	1	U	1	U	3	U	1	U	3.30		5	U	--
MW-60	MW-60-092022	9/20/2022	µg/L	1	U	1	U	1	U	3	U	1	UJ	10.5		5	U	--
	MW-60-121322	12/13/2022	µg/L	1	U	1	U	1	U	3	U	1	U	1	U	5	U	--
MW-61B	MW-61B-092022	9/20/2022	µg/L	1	U	1	U	1	U	3	U	1	U	1	U	5	U	--
	MW-61B-121322	12/13/2022	µg/L	1	U	1	U	1	U	3	U	1	U	1	U	5	U	--
MW-62	MW-62-092022	9/20/2022	µg/L	1	U	1	U	1	U	3	U	1	U	1	U	5	U	--
	MW-62-121322	12/13/2022	µg/L	1	U	1	U	1	U	3	U	1	U	1	U	5	U	--
MW-63	MW-63-092022	9/20/2022	µg/L	1	U	1	U	1	U	3	U	1	U	3.43		5	U	--
	MW-63-121322	12/13/2022	µg/L	1	U	1	U	1	U	3	U	1	U	1	U	5	U	--
	MW-63-061422	6/14/2022	µg/L	1	U	1	U	1	U	3	U	1	U	17.7		5	U	--

Notes:

^a RBSL = Risk-based screening level identified in South Carolina Underground Storage Tank Management Division Programmatic Quality Assurance Program Plan,

Revision 3.1, Table D1 "RBSLs for Groundwater," February 2016.

^b The constituent was analyzed for, but was not detected above the laboratory reporting/quantitation limit. However, the laboratory reporting/quantitation limit is above the screening criteria. The actual absence or presence of this analyte between the screening criteria and the laboratory reporting/quantitation limit cannot be determined.

Samples analyzed by U.S. Environmental Protection Agency Methods SW 8260B/8260D and 8011.

Bold indicates the analyte was detected above the method detection limit.

Gray shading indicates the analyte exceeded RBSLs.

µg/L = microgram(s) per liter

1,2-DCA = 1,2-dichloroethane

EDB = 1,2-dibromoethane

ID = identification

J = estimated value

MTBE = methyl tertiary butyl ether

MW = monitoring well

NS-IW = sample not collected due to insufficient volume at surface water location

U = analyte was not detected above the reported sample quantitation limit

UJ = analyte was not detected above the reported sample quantitation limit and should be considered estimated

Table 4B. Analytical Results for Groundwater, Historical
Products (SE) Pipe Line Corporation
Lewis Drive Remediation Site, Belton, South Carolina
Site ID #18693 "Kinder Morgan Belton Pipeline Release"

Location	Sample ID	Sample Date	Units	Analyte															
				Benzene	Ethylbenzene	Toluene	Total Xylenes	1,2-DCA	MTBE	Naphthalene	EDB								
RBSL ^a :			µg/L	5.0	700	1,000	10,000	5.0	40	25	0.05								
MW-01	MW-01-072715	7/27/2015	µg/L	5	U ^b	5	U	5	U	10	U	5	U ^b	5	U	5	U	0.02	U
	MW-01-012716	1/27/2016	µg/L	1	U	1	U	1	U	2	U	1	U	1	U	1	U	0.02	U
	--	11/28/2016	--	NS-IW		NS-IW		NS-IW		NS-IW		NS-IW		NS-IW		NS-IW		NS-IW	
	MW-01-062817	6/28/2017	µg/L	1	U	1	U	1	U	3	U	1	U	1	U	5	U	--	
	MW-01-090717	9/7/2017	µg/L	1	U	1	U	1	U	3	U	1	U	1	U	5	U	--	
	MW-01-120517	12/5/2017	µg/L	1	U	1	U	1	U	3	U	1	U	1	U	5	U	--	
	MW-01-030818	3/8/2018	µg/L	1.85		1	U	1	U	3	U	1	U	1	U	5	U	--	
	MW-01-060518	6/5/2018	µg/L	1	U	1	U	1	U	3	U	1	U	1	U	5	U	--	
	MW-01-091118	9/11/2018	µg/L	2.02		1	U	1	U	3	U	1	U	1	U	5	U	--	
	MW-01-120518	12/5/2018	µg/L	1	U	1	U	1	U	3	U	1	U	1	U	5	U	--	
	MW-01-030519	3/5/2019	µg/L	1	U	1	U	1	U	3	U	1	U	1	U	5	U	--	
	MW-01-060519	6/5/2019	µg/L	1	U	1	U	1	U	3	U	1	U	1	U	5	U	--	
	MW-01-091919	9/19/2019	µg/L	1	U	1	U	1	U	3	U	1	U	1	U	5	U	--	
	MW-01-121719	12/17/2019	µg/L	1	U	1	U	1	U	3	U	1	U	1	U	5	U	--	
	MW-01-031220	3/12/2020	µg/L	5	U	5	U	5	U	15	U	U	U	5	U	25	U	--	
	MW-01-070720	7/7/2020	µg/L	1	U	1	U	1	U	3	U	1	U	1	U	5	U	--	
	MW-01-111220	11/12/2020	µg/L	1	U	1	U	1	U	3	U	1	U	1	U	5	U	--	
	MW-01-032421	3/24/2021	µg/L	1	U	1	U	1	U	3	U	1	U	1	U	5	U	--	
	MW-01-071421	7/14/2021	µg/L	1	U	1	U	1	U	3	U	1	U	1	U	5	U	--	
	MW-01-111721	11/17/2021	µg/L	1	U	1	U	1	U	3	U	1	U	1	U	5	U	--	
	MW-01-030122	3/1/2022	µg/L	1	U	1	U	1	U	3	U	1	U	1	U	5	U	--	
	MW-01-092122	9/21/2022	µg/L	1	U	1	U	1	U	3	U	1	U	1	U	5	U	--	
MW-01B	MW-01B-080415	8/4/2015	µg/L	5	U ^b	5	U	5	U	10	U	5	U ^b	5	U	5	U	5	U
	MW-01B-012716	1/27/2016	µg/L	1	U	1	U	1	U	2	U	1	U	1	U	1	U	0.019	U
	MW-01B-120116	12/1/2016	µg/L	1	U	1	U	1.40		5.60		1	U	1	U	1.30		--	
	MW-01B-062817	6/28/2017	µg/L	1	U	1	U	1	U	3	U	1	U	1	U	5	U	--	
	MW-01B-090717	9/7/2017	µg/L	1	U	1	U	1	U	3	U	1	U	1	U	5	U	--	
	MW-01B-120517	12/5/2017	µg/L	1	U	1	U	1	U	3	U	1	U	1	U	5	U	--	
	MW-01B-030818	3/8/2018	µg/L	3.51		1	U	1	U	3	U	1	U	1	U	5	U	--	
	MW-01B-060518	6/5/2018	µg/L	8.96		1	U	1	U	3	U	1	U	1	U	5	U	--	
	MW-01B-091118	9/11/2018	µg/L	11.1		1	U	1	U	3	U	1	U	1	U	5	U	--	
	MW-01B-120518	12/5/2018	µg/L	8.30		1	U	1	U	3	U	1	U	1	U	5	U	--	
	MW-01B-030519	3/5/2019	µg/L	3.32		1	U	1	U	3	U	1	U	1.02		5	U	--	
	MW-01B-060519	6/5/2019	µg/L	1.82		1	U	1	U	3	U	1	U	1.00		5	U	--	
	MW-01B-091919	9/19/2019	µg/L	1.53		1	U	1	U	3	U	1	U	1	U	5	U	--	
	MW-01B-121719	12/17/2019	µg/L	3.29		1	U	1	U	3	U	1	U	1	U	5	U	--	
	MW-01B-031220	3/12/2020	µg/L	5.76		1	U	1	U	3	U	1	U	1.12		5	U	--	
	MW-01B-070720	7/7/2020	µg/L	5.56		1	U	1	U	3	U	1	U	1	U	5	U	--	
	MW-01B-111220	11/12/2020	µg/L	4.60		1	U	1	U	3	U	1	U	1	U	5	U	--	

Table 4B. Analytical Results for Groundwater, Historical
Products (SE) Pipe Line Corporation
Lewis Drive Remediation Site, Belton, South Carolina
Site ID #18693 "Kinder Morgan Belton Pipeline Release"

Location	Sample ID	Sample Date	Units	Analyte															
				Benzene	Ethylbenzene	Toluene	Total Xylenes	1,2-DCA	MTBE	Naphthalene	EDB								
RBSL ^a :			µg/L	5.0	700	1,000	10,000	5.0	40	25	0.05								
MW-01B	MW-01B-032421	3/24/2021	µg/L	1.19	1	U	1	U	3	U	1	U	1	U	5	U	--		
	MW-01B-071421	7/14/2021	µg/L	1	U	1	U	1	U	3	U	1	U	1	U	5	U	--	
	MW-01B-111721	11/17/2021	µg/L	1	U	1	U	1	U	3	U	1	U	1	U	5	U	--	
	MW-01B-030222	3/2/2022	µg/L	1	U	1	U	1	U	3	U	1	U	1	U	5	U	--	
	MW-01B-092122	9/21/2022	µg/L	1	U	1	U	1	U	3	U	1	U	1	U	5	U	--	
MW-02	MW-02-072715	7/27/2015	µg/L	4,320	625	U	9,670	2,460	5	U ^b	171	74.7	0.02	U					
	MW-02-012616	1/26/2016	µg/L	9,500	1,160	25,000	6,310	50	U ^b	285	139	0.019	U						
	--	11/28/2016	--	NS-FP	NS-FP	NS-FP	NS-FP	NS-FP	NS-FP	NS-FP	NS-FP	NS-FP	NS-FP						
	MW-02-062917	6/29/2017	µg/L	8,040	833	27,100	9,890	250	U ^b	250	U ^b	1,250	U ^b	--					
	MW-02-090817	9/8/2017	µg/L	2,340	181	7,120	8,510	50	U ^b	50	U ^b	389	--						
	MW-02-100417	10/4/2017	µg/L	3,510	306	11,900	11,200	50	U ^b	53.9	250	U ^b	--						
	MW-02-110817	11/8/2017	µg/L	850	100	U	1,370	3,520	100	U ^b	100	U ^b	500	U ^b	--				
	MW-02-120717	12/7/2017	µg/L	153	15.1	313	441	1	U	70.9	12.8	--							
	MW-02-010918	1/9/2018	µg/L	307	10	U	878	1,300	10	U ^b	61.8	63.7	--						
	MW-02-020618	2/6/2018	µg/L	30.5	1.09	29.6	88.3	1	U	32.0	5	U	--						
	MW-02-030718	3/7/2018	µg/L	131	34.1	594	442	1	U	27.6	34.5	--							
	MW-02-040618	4/6/2018	µg/L	72.5	8.96	94.7	501	1	U	18.4	5	U	--						
	MW-02-050318	5/3/2018	µg/L	35.4	7.50	14.9	163	1	U	7.95	5	U	--						
	MW-02-060618	6/6/2018	µg/L	1	U	1	U	3.19	3.70	1	U	1.25	5	U	--				
	MW-02-071218	7/12/2018	µg/L	1	U	1	U	1	U	3	U	1	U	5	U	--			
	MW-02-091218	9/12/2018	µg/L	1	U	1	U	1	U	3	U	1	U	5	U	--			
	MW-02-120618	12/6/2018	µg/L	1	U	1	U	1	U	3	U	1	U	5	U	--			
	MW-02-030719	3/7/2019	µg/L	1	U	1	U	1	U	3	U	1	U	5	U	--			
	MW-02-060419	6/4/2019	µg/L	1	U	1	U	1	U	3	U	1	U	5	U	--			
	MW-02-091819	9/18/2019	µg/L	1	U	1	U	1	U	3	U	1	U	5	U	--			
	MW-02-121819	12/18/2019	µg/L	1	U	1	U	1	U	3	U	1	U	5	U	--			
	MW-02-031320	3/13/2020	µg/L	1	U	1	U	1	U	4.60	1	U	1	U	5	U	--		
	--	7/6/2020	µg/L	NS-SS	NS-SS	NS-SS	NS-SS	NS-SS	NS-SS	NS-SS	NS-SS	NS-SS	NS-SS	NS-SS	NS-SS	NS-SS			
	--	11/10/2020	µg/L	NS-SS	NS-SS	NS-SS	NS-SS	NS-SS	NS-SS	NS-SS	NS-SS	NS-SS	NS-SS	NS-SS	NS-SS	NS-SS			
	MW-02-032521	3/25/2021	µg/L	1.13	28.5	1.51	201	1	U	1	U	30.1	--						
	--	7/13/2021	µg/L	NS-SS	NS-SS	NS-SS	NS-SS	NS-SS	NS-SS	NS-SS	NS-SS	NS-SS	NS-SS	NS-SS					
	--	11/17/2021	µg/L	NS-SS	NS-SS	NS-SS	NS-SS	NS-SS	NS-SS	NS-SS	NS-SS	NS-SS	NS-SS	NS-SS					
	MW-02-030122	3/1/2022	µg/L	6.12	46.6	1	U	68.4	1	U	1	U	44.4	--					
	MW-02-092122	9/21/2022	µg/L	1.80	1.84	1.11	3	U	1	U	1	U	26.1	--					
	MW-02-121322	12/13/2022	µg/L	5.25	40.5	1	U	90.8	1	U	1	U	25.3	--					
MW-02B	MW-02B-080415	8/4/2015	µg/L	5	U ^b	5	U	5	U	10	U	5	U ^b	5	U	5	U	0.02	U
	--	1/19/2016	--	NS-FP	NS-FP	NS-FP	NS-FP	NS-FP	NS-FP	NS-FP	NS-FP	NS-FP	NS-FP	NS-FP	NS-FP	NS-FP	NS-FP		
	MW-02B-030116	3/1/2016	µg/L	1	U	1	U	4.80	4.60	1	U	1	U	1	U	1	U	0.019	U
	--	11/28/2016	--	NS-IW	NS-IW	NS-IW	NS-IW	NS-IW	NS-IW	NS-IW	NS-IW	NS-IW	NS-IW	NS-IW	NS-IW	NS-IW	NS-IW		

Table 4B. Analytical Results for Groundwater, Historical

Products (SE) Pipe Line Corporation

Lewis Drive Remediation Site, Belton, South Carolina

Site ID #18693 "Kinder Morgan Belton Pipeline Release"

Location	Sample ID	Sample Date	Units	Analyte															
				Benzene	Ethylbenzene	Toluene	Total Xylenes	1,2-DCA	MTBE	Naphthalene	EDB								
RBSL ^a :			µg/L	5.0	700	1,000	10,000	5.0	40	25	0.05								
MW-02B	MW-02B-033117	3/31/2017	µg/L	1	U	1	U	1	U	3	U	1	U	1	U	5	U	--	
	MW-02B-062917	6/29/2017	µg/L	1	U	1	U	1	U	3	U	1	U	1	U	5	U	--	
	MW-02B-090817	9/8/2017	µg/L	1	U	1	U	1	U	3	U	1	U	1	U	5	U	--	
	MW-02B-120717	12/7/2017	µg/L	1	U	1	U	1.11		3	U	1	U	1	U	5	U	--	
	MW-02B-030718	3/7/2018	µg/L	1	U	1	U	1	U	3	U	1	U	1	U	5	U	--	
	MW-02B-060618	6/6/2018	µg/L	1	U	1	U	1	U	3	U	1	U	1	U	5	U	--	
	MW-02B-091218	9/12/2018	µg/L	1	U	1	U	1	U	3	U	1	U	1	U	5	U	--	
	MW-02B-120618	12/6/2018	µg/L	1	U	1	U	1	U	3	U	1	U	1	U	5	U	--	
	MW-02B-030719	3/7/2019	µg/L	1	U	1	U	1	U	3	U	1	U	1	U	5	U	--	
	MW-02B-060419	6/4/2019	µg/L	1	U	1	U	1	U	3	U	1	U	1	U	5	U	--	
	MW-02B-091819	9/18/2019	µg/L	1	U	1	U	1	U	3	U	1	U	1	U	5	U	--	
	MW-02B-121819	12/18/2019	µg/L	1	U	1	U	1	U	3	U	1	U	1	U	5	U	--	
	MW-02B-031320	3/13/2020	µg/L	1	U	1	U	1	U	3	U	1	U	1	U	5	U	--	
	--	7/6/2020	µg/L	NS-SS		NS-SS		NS-SS		NS-SS		NS-SS		NS-SS		NS-SS		NS-SS	
	--	11/10/2020	µg/L	NS-SS		NS-SS		NS-SS		NS-SS		NS-SS		NS-SS		NS-SS		NS-SS	
	MW-02B-032521	3/25/2021	µg/L	1	U	1	U	1	U	3	U	1	U	1	U	5	U	--	
	--	7/13/2021	µg/L	NS-SS		NS-SS		NS-SS		NS-SS		NS-SS		NS-SS		NS-SS		NS-SS	
	--	11/17/2021	µg/L	NS-SS		NS-SS		NS-SS		NS-SS		NS-SS		NS-SS		NS-SS		NS-SS	
	MW-02B-030222	3/2/2022	µg/L	1	U	1	U	1	U	3	U	1	U	1	U	5	U	--	
MW-03	MW-03-072715	7/27/2015	µg/L	5	U ^b	5	U	5	U	10	U	5	U ^b	5	U	5	U	0.02	U
	MW-03-012516	1/25/2016	µg/L	108		20.1		958		598		1	U	1	U	11.1		0.02	U
	MW-03-120616	12/6/2016	µg/L	61.1		25.1		229		330		2	U	2	U	3.60		--	
	MW-03-062917	6/29/2017	µg/L	10.9		1	U	24.6		6.98		1	U	2.34		5	U	--	
	--	9/5/2017	--	NS-HS		NS-HS		NS-HS		NS-HS		NS-HS		NS-HS		NS-HS		NS-HS	
	--	10/3/2017	--	NS-IW		NS-IW		NS-IW		NS-IW		NS-IW		NS-IW		NS-IW		NS-IW	
	MW-03-110817	11/8/2017	µg/L	1	U	1	U	1	U	3	U	1	U	1	U	5	U	--	
	MW-03-120517	12/5/2017	µg/L	1	U	1	U	1	U	3	U	1	U	1	U	5	U	--	
	--	1/8/2018	--	NS-IW		NS-IW		NS-IW		NS-IW		NS-IW		NS-IW		NS-IW		NS-IW	
	MW-03-020618	2/6/2018	µg/L	1	U	1	U	1	U	3	U	1	U	1	U	5	U	--	
	MW-03-030718	3/7/2018	µg/L	1	U	1	U	1	U	3	U	1	U	1	U	5	U	--	
	MW-03-040618	4/6/2018	µg/L	1	U	1	U	1	U	3	U	1	U	1	U	5	U	--	
	MW-03-050318	5/3/2018	µg/L	1	U	1	U	1	U	3	U	1	U	1	U	5	U	--	
	MW-03-060618	6/6/2018	µg/L	1	U	1	U	1	U	3	U	1	U	1	U	5	U	--	
	MW-03-071218	7/12/2018	µg/L	1	U	1	U	1	U	3	U	1	U	1	U	5	U	--	
	MW-03-091318	9/13/2018	µg/L	1	U	1	U	1	U	3	U	1	U	1	U	5	U	--	
	MW-03-120618	12/6/2018	µg/L	1	U	1	U	1	U	3	U	1	U	1	U	5	U	--	
	MW-03-030719	3/7/2019	µg/L	1	U	1	U	1	U	3	U	1	U	1	U	5	U	--	
	MW-03-060419	6/4/2019	µg/L	1	U	1	U	1	U	3	U	1	U	1	U	5	U	--	
	--	9/16/2019	--	NS-IW		NS-IW		NS-IW		NS-IW		NS-IW		NS-IW		NS-IW		NS-IW	

Table 4B. Analytical Results for Groundwater, Historical
Products (SE) Pipe Line Corporation
Lewis Drive Remediation Site, Belton, South Carolina
Site ID #18693 "Kinder Morgan Belton Pipeline Release"

Location	Sample ID	Sample Date	Units	Analyte															
				Benzene	Ethylbenzene	Toluene	Total Xylenes	1,2-DCA	MTBE	Naphthalene	EDB								
RBSL ^a :			µg/L	5.0	700	1,000	10,000	5.0	40	25	0.05								
MW-03	MW-03-121819	12/18/2019	µg/L	1	U	1	U	1	U	3	U	1	U	1	U	5	U	--	
	MW-03-031320	3/13/2020	µg/L	1	U	1	U	1	U	3	U	1	U	1	U	5	U	--	
	--	7/6/2020	µg/L	NS-SS		NS-SS		NS-SS		NS-SS		NS-SS		NS-SS		NS-SS		NS-SS	
	--	11/10/2020	µg/L	NS-SS		NS-SS		NS-SS		NS-SS		NS-SS		NS-SS		NS-SS		NS-SS	
	MW-03-032521	3/25/2021	µg/L	1	U	1	U	1	U	3	U	1	U	1	U	5	U	--	
	--	7/13/2021	µg/L	NS-SS		NS-SS		NS-SS		NS-SS		NS-SS		NS-SS		NS-SS		NS-SS	
	--	11/17/2021	µg/L	NS-SS		NS-SS		NS-SS		NS-SS		NS-SS		NS-SS		NS-SS		NS-SS	
	MW-03-030122	3/1/2022	µg/L	1	U	1	U	1	U	3	U	1	U	1	U	5	U	--	
MW-04	MW-04-072815	7/28/2015	µg/L	5	U ^b	5	U	5	U	10	U	5	U ^p	5	U	5	U	0.019	U
	MW-04-012516	1/25/2016	µg/L	1	U	1	U	1	U	2	U	1	U	1	U	1	U	0.02	U
	MW-04-120616	12/6/2016	µg/L	1	U	1	U	1	U	1	U	1	U	1	U	1	U	--	
	MW-04-062917	6/29/2017	µg/L	1	U	1	U	1	U	3	U	1	U	1	U	5	U	--	
	MW-04-090817	9/8/2017	µg/L	1	U	1	U	1	U	3	U	1	U	1	U	5	U	--	
	MW-04-120717	12/7/2017	µg/L	1	U	1	U	1	U	3	U	1	U	1	U	5	U	--	
	MW-04-030718	3/7/2018	µg/L	1	U	1	U	1	U	3	U	1	U	1	U	5	U	--	
	MW-04-060618	6/6/2018	µg/L	1	U	1	U	1	U	3	U	1	U	1	U	5	U	--	
	MW-04-091318	9/13/2018	µg/L	1	U	1	U	1	U	3	U	1	U	1	U	5	U	--	
	MW-04-120618	12/6/2018	µg/L	1	U	1	U	1	U	3	U	1	U	1	U	5	U	--	
	MW-04-030719	3/7/2019	µg/L	1	U	1	U	1	U	3	U	1	U	1	U	5	U	--	
	MW-04-060419	6/4/2019	µg/L	1	U	1	U	1	U	3	U	1	U	1	U	5	U	--	
	MW-04-091819	9/18/2019	µg/L	1	U	1	U	1	U	3	U	1	U	1	U	5	U	--	
	MW-04-121819	12/18/2019	µg/L	1	U	1	U	1	U	3	U	1	U	1	U	5	U	--	
	MW-04-031320	3/13/2020	µg/L	1	U	1	U	1	U	3	U	1	U	1	U	5	U	--	
	MW-04-070720	7/7/2020	µg/L	1	U	1	U	1	U	3	U	1	U	1	U	5	U	--	
	MW-04-111220	11/12/2020	µg/L	1	U	1	U	1	U	3	U	1	U	1	U	5	U	--	
	MW-04-032521	3/25/2021	µg/L	1	U	1	U	1	U	3	U	1	U	1	U	5	U	--	
	MW-04-071321	7/13/2021	µg/L	1	U	1	U	1	U	3	U	1	U	1	U	5	U	--	
	MW-04-111821	11/18/2021	µg/L	1	U	1	U	1	U	3	U	1	U	1	U	5	U	--	
	MW-04-030122	3/1/2022	µg/L	1	U	1	U	1	U	3	U	1	U	1	U	5	U	--	
	MW-04-092122	9/21/2022	µg/L	1	U	1	U	1	U	3	U	1	U	1	U	5	U	--	
MW-05	MW-05-072815	7/28/2015	µg/L	5	U ^b	5	U	5	U	10	U	5	U ^p	5	U	5	U	0.019	U
	MW-05-012516	1/25/2016	µg/L	1	U	1	U	1	U	2	U	1	U	1	U	1	U	0.02	U
	--	11/28/2016	--	NS-IW		NS-IW		NS-IW		NS-IW		NS-IW		NS-IW		NS-IW		NS-IW	
	MW-05-050317	5/3/2017	µg/L	1	U	1	U	1	U	3	U	1	U	1	U	5	U	--	
	MW-05-062917	6/29/2017	µg/L	1	U	1	U	1	U	3	U	1	U	1	U	5	U	--	
	MW-05-071717	7/17/2017	µg/L	1	U	1	U	1	U	3	U	1	U	1	U	5	U	--	
	MW-05-080117	8/1/2017	µg/L	1	U	1	U	1	U	3	U	1	U	1	U	5	U	--	
	MW-05-090817	9/8/2017	µg/L	1	U	1	U	1	U	3	U	1	U	1	U	5	U	--	
	MW-05-100417	10/4/2017	µg/L	1	U	1	U	1	U	3	U	1	U	1	U	5	U	--	

Table 4B. Analytical Results for Groundwater, Historical
Products (SE) Pipe Line Corporation
Lewis Drive Remediation Site, Belton, South Carolina
Site ID #18693 "Kinder Morgan Belton Pipeline Release"

Location	Sample ID	Sample Date	Units	Analyte															
				Benzene	Ethylbenzene	Toluene	Total Xylenes	1,2-DCA	MTBE	Naphthalene	EDB								
RBSL ^a :			µg/L	5.0	700	1,000	10,000	5.0	40	25	0.05								
MW-05	MW-05-110817	11/8/2017	µg/L	1	U	1	U	1	U	3	U	1	U	1	U	5	U	--	
	MW-05-120717	12/7/2017	µg/L	1	U	1	U	1	U	3	U	1	U	1	U	5	U	--	
	MW-05-010918	1/9/2018	µg/L	1	U	1	U	1	U	3	U	1	U	1	U	5	U	--	
	MW-05-020618	2/6/2018	µg/L	1	U	1	U	1	U	3	U	1	U	1	U	5	U	--	
	MW-05-030718	3/7/2018	µg/L	1	U	1	U	1	U	3	U	1	U	1	U	5	U	--	
	MW-05-040618	4/6/2018	µg/L	1	U	1	U	1	U	3	U	1	U	1	U	5	U	--	
	MW-05-050318	5/3/2018	µg/L	1	U	1	U	1	U	3	U	1	U	1	U	5	U	--	
	MW-05-060718	6/7/2018	µg/L	1	U	1	U	1	U	3	U	1	U	1	U	5	U	--	
	MW-05-071318	7/13/2018	µg/L	1	U	1	U	1	U	3	U	1	U	1	U	5	U	--	
	MW-05-091318	9/13/2018	µg/L	1	U	1	U	1	U	3	U	1	U	1	U	5	U	--	
	MW-05-120618	12/6/2018	µg/L	1	U	1	U	1	U	3	U	1	U	1	U	5	U	--	
	MW-05-030719	3/7/2019	µg/L	1	U	1	U	1	U	3	U	1	U	1	U	5	U	--	
	MW-05-060419	6/4/2019	µg/L	1	U	1	U	1	U	3	U	1	U	1	U	5	U	--	
	MW-05-091819	9/18/2019	µg/L	1	U	1	U	1	U	3	U	1	U	1	U	5	U	--	
	MW-05-121819	12/18/2019	µg/L	1	U	1	U	1	U	3	U	1	U	1	U	5	U	--	
	MW-05-031320	3/13/2020	µg/L	1	U	1	U	1	U	3	U	1	U	1	U	5	U	--	
	--	7/6/2020	µg/L	NS-SS		NS-SS		NS-SS		NS-SS		NS-SS		NS-SS		NS-SS		NS-SS	
	--	11/10/2020	µg/L	NS-SS		NS-SS		NS-SS		NS-SS		NS-SS		NS-SS		NS-SS		NS-SS	
	MW-05-032521	3/25/2021	µg/L	1	U	1	U	1	U	3	U	1	U	1	U	5	U	--	
	--	7/13/2021	µg/L	NS-SS		NS-SS		NS-SS		NS-SS		NS-SS		NS-SS		NS-SS		NS-SS	
	--	11/17/2021	µg/L	NS-SS		NS-SS		NS-SS		NS-SS		NS-SS		NS-SS		NS-SS		NS-SS	
	MW-05-030222	3/2/2022	µg/L	1	U	1	U	1	U	3	U	1	U	1	U	5	U	--	
MW-06	MW-06-072815	7/28/2015	µg/L	5	U ^b	5	U	5	U	10	U	5	U ^p	5	U	5	U	0.02	U
	MW-06-012116	1/21/2016	µg/L	1	U	1	U	1	U	2	U	1	U	1	U	1	U	0.02	U
	MW-06-120216	12/2/2016	µg/L	1	U	1	U	1	U	1	U	1	U	1	U	1	U	--	
	MW-06-062917	6/29/2017	µg/L	1	U	1	U	1	U	3	U	1	U	1	U	5	U	--	
	MW-06-090817	9/8/2017	µg/L	1	U	1	U	1	U	3	U	1	U	1	U	5	U	--	
	MW-06-120717	12/7/2017	µg/L	1	U	1	U	1	U	3	U	1	U	1	U	5	U	--	
	MW-06-030718	3/7/2018	µg/L	1	U	1	U	1	U	3	U	1	U	1	U	5	U	--	
	MW-06-060718	6/7/2018	µg/L	1	U	1	U	1	U	3	U	1	U	1	U	5	U	--	
	MW-06-091318	9/13/2018	µg/L	1	U	1	U	1	U	3	U	1	U	1	U	5	U	--	
	MW-06-120618	12/6/2018	µg/L	1	U	1	U	1	U	3	U	1	U	1	U	5	U	--	
	MW-06-030719	3/7/2019	µg/L	1	U	1	U	1	U	3	U	1	U	1	U	5	U	--	
	MW-06-060419	6/4/2019	µg/L	1	U	1	U	1	U	3	U	1	U	1	U	5	U	--	
	MW-06-091819	9/18/2019	µg/L	1	U	1	U	1	U	3	U	1	U	1	U	5	U	--	
	MW-06-121819	12/18/2019	µg/L	1	U	1	U	1	U	3	U	1	U	1	U	5	U	--	
	MW-06-031320	3/13/2020	µg/L	1	U	1	U	1	U	3	U	1	U	1	U	5	U	--	
	--	7/6/2020	µg/L	NS-SS		NS-SS		NS-SS		NS-SS		NS-SS		NS-SS		NS-SS		NS-SS	
	--	11/10/2020	µg/L	NS-SS		NS-SS		NS-SS		NS-SS		NS-SS		NS-SS		NS-SS		NS-SS	

Table 4B. Analytical Results for Groundwater, Historical
Products (SE) Pipe Line Corporation
Lewis Drive Remediation Site, Belton, South Carolina
Site ID #18693 "Kinder Morgan Belton Pipeline Release"

Location	Sample ID	Sample Date	Units	Analyte															
				Benzene	Ethylbenzene	Toluene	Total Xylenes	1,2-DCA	MTBE	Naphthalene	EDB								
		RBSL^a:	µg/L	5.0	700	1,000	10,000	5.0	40	25	0.05								
MW-06	MW-06-032521	3/25/2021	µg/L	1	U	1	U	1	U	3	U	1	U	1	U	5	U	--	
	--	7/13/2021	µg/L	NS-SS		NS-SS		NS-SS		NS-SS		NS-SS		NS-SS		NS-SS		NS-SS	
	--	11/17/2021	µg/L	NS-SS		NS-SS		NS-SS		NS-SS		NS-SS		NS-SS		NS-SS		NS-SS	
	MW-06-030222	3/2/2022	µg/L	1	U	1	U	1	U	3	U	1	U	1	U	5	U	--	
MW-06B	MW-06B-120717	12/7/2017	µg/L	1	U	1	U	1	U	3	U	1	U	1	U	5	U	--	
	MW-06B-030718	3/7/2018	µg/L	1	U	1	U	3.63		3	U	1	U	1	U	5	U	--	
	MW-06B-060718	6/7/2018	µg/L	1	U	1	U	4.69		3	U	1	U	1	U	5	U	--	
	MW-06B-091318	9/13/2018	µg/L	1	U	1	U	1.17		3	U	1	U	1	U	5	U	--	
	MW-06B-120618	12/6/2018	µg/L	1	U	1	U	1.89		3	U	1	U	1	U	5	U	--	
	MW-06B-030719	3/7/2019	µg/L	1	U	1	U	1.42		3	U	1	U	1	U	5	U	--	
	MW-06B-060419	6/4/2019	µg/L	1	U	1	U	4.53		3	U	1	U	1	U	5	U	--	
	MW-06B-091819	9/18/2019	µg/L	1	U	1	U	3.52		3	U	1	U	1	U	5	U	--	
	MW-06B-121819	12/18/2019	µg/L	1	U	1	U	4.47		3	U	1	U	1	U	5	U	--	
	MW-06B-031320	3/13/2020	µg/L	1	U	1	U	1.56		3	U	1	U	1	U	5	U	--	
	MW-06B-070720	7/7/2020	µg/L	1	U	1	U	3.55		3	U	1	U	1	U	5	U	--	
	MW-06B-111220	11/12/2020	µg/L	1	U	1	U	2.35		3	U	1	U	1	U	5	U	--	
	MW-06B-032521	3/25/2021	µg/L	1	U	1	U	1.50		3	U	1	U	1	U	5	U	--	
	MW-06B-071321	7/13/2021	µg/L	1	U	1	U	4.22		3	U	1	U	1	U	5	U	--	
	MW-06B-111821	11/18/2021	µg/L	1	U	1	U	2.11	J	3	U	1	U	1	U	5	U	--	
	MW-06B-030222	3/2/2022	µg/L	1	U	1	U	4.57		3	U	1	U	1	U	5	U	--	
	MW-06B-092122	9/21/2022	µg/L	1	U	1	U	4.49		3	U	1	U	1	U	5	U	--	
MW-07	--	7/27/2015	--	NS-IW		NS-IW		NS-IW		NS-IW		NS-IW		NS-IW		NS-IW		NS-IW	
	MW-07-012116	1/21/2016	µg/L	1,060		389		5,210		2,620		40	U ^b	40	U ^b	40	U ^b	0.02	U
	--	11/28/2016	--	NS-IW		NS-IW		NS-IW		NS-IW		NS-IW		NS-IW		NS-IW		NS-IW	
	MW-07-062917	6/29/2017	µg/L	4,290		629		17,700		4,990		250	U ^b	250	U ^b	1,250	U ^b	--	
	--	9/5/2017	--	NS-IW		NS-IW		NS-IW		NS-IW		NS-IW		NS-IW		NS-IW		NS-IW	
	--	10/3/2017	--	NS-IW		NS-IW		NS-IW		NS-IW		NS-IW		NS-IW		NS-IW		NS-IW	
	--	11/7/2017	--	NS-IW		NS-IW		NS-IW		NS-IW		NS-IW		NS-IW		NS-IW		NS-IW	
	--	12/4/2017	--	NS-IW		NS-IW		NS-IW		NS-IW		NS-IW		NS-IW		NS-IW		NS-IW	
	--	1/8/2018	--	NS-IW		NS-IW		NS-IW		NS-IW		NS-IW		NS-IW		NS-IW		NS-IW	
	--	2/6/2018	--	NS-IW		NS-IW		NS-IW		NS-IW		NS-IW		NS-IW		NS-IW		NS-IW	
	MW-07-030818	3/8/2018	µg/L	4,550		802		14,100		7,520		50	U ^b	50	U ^b	250	U ^b	--	
	--	4/6/2018	µg/L	NS-FP		NS-FP		NS-FP		NS-FP		NS-FP		NS-FP		NS-FP		NS-FP	
	MW-07-050318	5/3/2018	µg/L	6,330		662		16,500		9,060		250	U ^b	250	U ^b	1,250	U ^b	--	
	--	6/4/2018	--	NS-FP		NS-FP		NS-FP		NS-FP		NS-FP		NS-FP		NS-FP		NS-FP	
	MW-07-091218	9/12/2018	µg/L	4,620		639		13,600		6,180		1	U	1	U	82.5		--	
	MW-07-120618	12/6/2018	µg/L	4,850		574		13,400		9,890		100	U ^b	100	U ^b	500	U ^b	--	
	MW-07-021919	2/19/2019	µg/L	5,360		516		12,400		7,280		1	U	1	U	6.32		--	
	MW-07-030719	3/7/2019	µg/L	3,110		147		5,780		4,110		1	U	1	U	5	U	--	

Table 4B. Analytical Results for Groundwater, Historical
Products (SE) Pipe Line Corporation
Lewis Drive Remediation Site, Belton, South Carolina
Site ID #18693 "Kinder Morgan Belton Pipeline Release"

Location	Sample ID	Sample Date	Units	Analyte															
				Benzene	Ethylbenzene	Toluene	Total Xylenes	1,2-DCA	MTBE	Naphthalene	EDB								
		RBSL^a:	µg/L	5.0	700	1,000	10,000	5.0	40	25	0.05								
MW-07	MW-07-051519	5/15/2019	µg/L	2,030	169	3,440	3,110	1	U	1	U	9.44	--						
	MW-07-060419	6/4/2019	µg/L	1,940	168	3,390	2,740	1	U	1	U	6.90	--						
	MW-07-082019	8/20/2019	µg/L	2,120	340	4,750	3,650	50	U ^b	50	U ^b	250	U ^b	--					
	MW-07-091919	9/19/2019	µg/L	1,580	148	2,550	2,160	50	U ^b	50	U ^b	250	U ^b	--					
	--	11/4/2019	--	NS-IW	NS-IW	NS-IW	NS-IW	NS-IW		NS-IW		NS-IW		NS-IW			NS-IW		
	--	12/16/2019	--	NS-IW	NS-IW	NS-IW	NS-IW	NS-IW		NS-IW		NS-IW		NS-IW			NS-IW		
	MW-07-021320	2/13/2020	µg/L	487	463	3,100	5,530	100	U ^b	100	U ^b	500	U ^b	--					
	MW-07-031120	3/11/2020	µg/L	62.3	76.0	464	1,310	5	U	5	U	40.9	--						
	MW-07-050620	5/6/2020	µg/L	69.5	122	508	1,130	5	U	5	U	35.9	--						
	MW-07-070920	7/9/2020	µg/L	41.4	22.1	103	431	1	U	1	U	5.45	--						
	MW-07-091820	9/18/2020	µg/L	503	466	1,170	3,520	1	U	1	U	58.5	--						
	MW-07-111220	11/12/2020	µg/L	534	253	1,190	2,090	1	U	1	U	31.9	--						
	MW-07-012021	1/20/2021	µg/L	216	511	726	4,030	25	U ^b	25	U ^b	125	U ^b	--					
	MW-07-032621	3/26/2021	µg/L	16.5	37.0	19.9	346	10	U ^b	10	U	50	U ^b	--					
	MW-07-051921	5/19/2021	µg/L	99.4	251	165	1,820	10	U ^b	10	U	50	U ^b	--					
	MW-07-071321	7/13/2021	µg/L	474	266	932	2,080	10	U ^b	10	U	50	U ^b	--					
	MW-07-091721	9/17/2021	µg/L	602	496	1,280	3,100	10	U ^b	10	U	57.7	--						
	MW-07-111821	11/18/2021	µg/L	617	916	1,330	4,860	10	U ^b	10	U	103	--						
	MW-07-030222	3/2/2022	µg/L	31.1	239	131	1,840	10	U ^b	10	U	50	U ^b	--					
	MW-07-061422	6/14/2022	µg/L	32.9	220	98.7	1,660	10	U ^b	10	U	50	U ^b	--					
	--	9/19/2022	--	NS-IW	NS-IW	NS-IW	NS-IW	NS-IW		NS-IW		NS-IW		NS-IW			NS-IW		
	--	12/13/2022	--	NS-IW	NS-IW	NS-IW	NS-IW	NS-IW		NS-IW		NS-IW		NS-IW			NS-IW		
MW-08	MW-08-072815	7/28/2015	µg/L	5	U ^b	5	U	5	U	10	U	5	U ^b	5	U	5	U	0.02	U
	MW-08-012616	1/26/2016	µg/L	1	U	1	U	1	U	2	U	1	U	1	U	1	U	0.02	U
	MW-08-120616	12/6/2016	µg/L	1	U	1	U	14.4		7.10		1	U	1	U	1	U	--	
	MW-08-062917	6/29/2017	µg/L	1	U	1	U	1	U	3	U	1	U	1	U	5	U	--	
	MW-08-090817	9/8/2017	µg/L	1	U	1	U	1	U	3	U	1	U	1	U	5	U	--	
	MW-08-120717	12/7/2017	µg/L	1	U	1	U	1	U	3	U	1	U	1	U	5	U	--	
	MW-08-030718	3/7/2018	µg/L	1	U	1	U	1	U	3	U	1	U	1	U	5	U	--	
	MW-08-060618	6/6/2018	µg/L	1	U	1	U	1	U	3	U	1	U	1	U	5	U	--	
	MW-08-091318	9/13/2018	µg/L	1	U	1	U	1	U	3	U	1	U	1	U	5	U	--	
	--	12/3/2018	--	NS-PS	NS-PS	NS-PS	NS-PS	NS-PS		NS-PS		NS-PS		NS-PS				NS-PS	
	MW-08-030719	3/7/2019	µg/L	1	U	1	U	1	U	3	U	1	U	1	U	5	U	--	
	MW-08-060419	6/4/2019	µg/L	1	U	1	U	1	U	3	U	1	U	1	U	5	U	--	
	MW-08-091819	9/18/2019	µg/L	1	U	1	U	1	U	3	U	1	U	1	U	5	U	--	
	MW-08-121819	12/18/2019	µg/L	1	U	1	U	1	U	3	U	1	U	1	U	5	U	--	
	MW-08-031320	3/13/2020	µg/L	1	U	1	U	1	U	3	U	1	U	1	U	5	U	--	
	--	7/6/2020	µg/L	NS-SS	NS-SS	NS-SS	NS-SS	NS-SS		NS-SS		NS-SS		NS-SS				NS-SS	
	--	11/10/2020	µg/L	NS-SS	NS-SS	NS-SS	NS-SS	NS-SS		NS-SS		NS-SS		NS-SS				NS-SS	

Table 4B. Analytical Results for Groundwater, Historical
Products (SE) Pipe Line Corporation
Lewis Drive Remediation Site, Belton, South Carolina
Site ID #18693 "Kinder Morgan Belton Pipeline Release"

Location	Sample ID	Sample Date	Units	Analyte														
				Benzene	Ethylbenzene	Toluene	Total Xylenes	1,2-DCA	MTBE	Naphthalene	EDB							
			RBSL ^a : µg/L	5.0	700	1,000	10,000	5.0	40	25	0.05							
MW-08	--	3/23/2021	µg/L	NS	NS	NS	NS	NS	NS	NS	NS	NS	NS	NS	NS	NS		
	MW-08-071321	7/13/2021	µg/L	1	U	1	U	1	U	3	U	1	U	1	U	5	U	--
	--	11/17/2021	µg/L	NS-SS	NS-SS	NS-SS	NS-SS	NS-SS	NS-SS	NS-SS	NS-SS	NS-SS	NS-SS	NS-SS	NS-SS	NS-SS	NS-SS	
	MW-08-030122	3/1/2022	µg/L	1	U	1	U	1	U	3	U	1	U	1	U	5	U	--
MW-09	--	7/27/2015	--	NS-FP	NS-FP	NS-FP	NS-FP	NS-FP	NS-FP	NS-FP	NS-FP	NS-FP	NS-FP	NS-FP	NS-FP	NS-FP	NS-FP	
	--	1/19/2016	--	NS-FP	NS-FP	NS-FP	NS-FP	NS-FP	NS-FP	NS-FP	NS-FP	NS-FP	NS-FP	NS-FP	NS-FP	NS-FP	NS-FP	
	--	11/28/2016	--	NS-FP	NS-FP	NS-FP	NS-FP	NS-FP	NS-FP	NS-FP	NS-FP	NS-FP	NS-FP	NS-FP	NS-FP	NS-FP	NS-FP	
	MW-09-062917	6/29/2017	µg/L	3,860	517	13,000	8,680	200	U ^b	200	U ^b	1,000	U ^b	--				
	--	9/5/2017	--	NS-FP	NS-FP	NS-FP	NS-FP	NS-FP	NS-FP	NS-FP	NS-FP	NS-FP	NS-FP	NS-FP	NS-FP	NS-FP		
	MW-09-120717	12/7/2017	µg/L	54.3	3.44	19.6	64.8	1	U	27.5		5	U	--				
	MW-09-030718	3/7/2018	µg/L	3.30	1	U	11.0	3.92	1	U	8.74	5	U	--				
	MW-09-060618	6/6/2018	µg/L	2.25	1	U	6.06	4.75	1	U	3.65	5	U	--				
	MW-09-091318	9/13/2018	µg/L	1	U	1	U	1	U	3	U	1	U	2.14	5	U	--	
	MW-09-120618	12/6/2018	µg/L	6.39	2.61	48.3	39.8	1	U	5.68	6.79	--						
	MW-09-030719	3/7/2019	µg/L	6.24	3.80	64.3	52.7	1	U	5.90	5	U	--					
	MW-09-060419	6/4/2019	µg/L	1	U	1	U	1.66	3	U	1	U	3.95	5	U	--		
	MW-09-091819	9/18/2019	µg/L	1	U	1	U	1	U	3	U	1	U	1.48	5	U	--	
	MW-09-121819	12/18/2019	µg/L	1	U	1	U	5.00	3.10	1	U	1.34	5	U	--			
	MW-09-031320	3/13/2020	µg/L	1	U	1	U	1	U	3	U	1	U	2.72	5	U	--	
	MW-09-070720	7/7/2020	µg/L	1	U	1	U	1	U	3	U	1	U	7.58	5	U	--	
	MW-09-111220	11/12/2020	µg/L	8.83	87.0	429	1,450	1	U	1	U	33.0	--					
	MW-09-032621	3/26/2021	µg/L	12.1	310	700	2,440	1	U	1	U	49.2	--					
	MW-09-071321	7/13/2021	µg/L	5	U	168	156	1,670	5	U	5	U	55.2	--				
	MW-09-111821	11/18/2021	µg/L	5	U	849	422	J	7,100	5	U	5	U	236	--			
	MW-09-030122	3/1/2022	µg/L	10	U ^b	87.9	10	U	370	10	U ^b	10	U	50	U			
	MW-09-092122	9/21/2022	µg/L	5.79	243	756	3,470	1	U	1	U	99.3	--					
	MW-09-121322	12/13/2022	µg/L	50	U	228	50	U	1,230	50	U ^b	50	U ^b	250	U ^b	--		
MW-09B	MW-09B-120717	12/7/2017	µg/L	21.8	24.7	82.1	179	1	U	4.72	11.9	--						
	MW-09B-030718	3/7/2018	µg/L	4.36	4.50	18.1	33.3	1	U	1.37	5	U	--					
	MW-09B-060618	6/6/2018	µg/L	17.1	16.5	66.5	139	1	U	3.61	8.09	--						
	MW-09B-091318	9/13/2018	µg/L	1	U	1	U	5.90	4.44	1	U	1	U	5	U	--		
	MW-09B-120618	12/6/2018	µg/L	2.19	2.14	8.22	16.8	1	U	1	U	5	U	--				
	MW-09B-030719	3/7/2019	µg/L	13.2	13.7	51.1	110	1	U	2.46	6.54	--						
	MW-09B-060419	6/4/2019	µg/L	1	U	1	U	1	U	3	U	1	U	5	U	--		
	MW-09B-091819	9/18/2019	µg/L	3.08	3.04	11.4	22.6	1	U	1	U	5	U	--				
	MW-09B-121819	12/18/2019	µg/L	4.11	4.57	16.8	34.2	1	U	1	U	5	U	--				
	MW-09B-031320	3/13/2020	µg/L	1	U	1	U	1.25	3	U	1	U	1	U	5	U	--	
	MW-09B-070720	7/7/2020	µg/L	2.66	2.42	10.5	19.1	1	U	1	U	5	U	--				
	MW-09B-111220	11/12/2020	µg/L	2.83	2.71	10.4	20.5	1	U	1	U	5	U	--				

Table 4B. Analytical Results for Groundwater, Historical
Products (SE) Pipe Line Corporation
Lewis Drive Remediation Site, Belton, South Carolina
Site ID #18693 "Kinder Morgan Belton Pipeline Release"

Location	Sample ID	Sample Date	Units	Analyte															
				Benzene	Ethylbenzene	Toluene	Total Xylenes	1,2-DCA	MTBE	Naphthalene	EDB								
		RBSL^a:	µg/L	5.0	700	1,000	10,000	5.0	40	25	0.05								
MW-09B	MW-09B-032621	3/26/2021	µg/L	1	U	1	U	1	U	4.63	1	U	1	U	5	U	--		
	MW-09B-071321	7/13/2021	µg/L	2.43		2.26		8.83		16.7	1	U	1	U	5	U	--		
	MW-09B-111821	11/18/2021	µg/L	1	U	1.23		3.78	J	7.58	1	U	1	U	5	U	--		
	MW-09B-030222	3/2/2022	µg/L	2.68		2.71		10.7		21.1	1	U	1	U	5	U	--		
	MW-09B-092122	9/21/2022	µg/L	1.22		1.27		4.90		9.80	1	U	1	U	5	U	--		
MW-10	MW-10-072815	7/28/2015	µg/L	5	U ^b	5	U	5	U	10	U	5	U ^b	5	U	5	U	0.019	U
	MW-10-012616	1/26/2016	µg/L	1	U	1	U	1	U	2	U	1	U	1	U	1	U	0.019	U
	MW-10-120616	12/6/2016	µg/L	1	U	1	U	1	U	1	U	1	U	1	U	1	U	--	
	MW-10-050317	5/3/2017	µg/L	1	U	1	U	1	U	3	U	1	U	1	U	5	U	--	
	MW-10-062917	6/29/2017	µg/L	1	U	1	U	1	U	3	U	1	U	1	U	5	U	--	
	MW-10-071717	7/17/2017	µg/L	1	U	1	U	1	U	3	U	1	U	1	U	5	U	--	
	MW-10-080117	8/1/2017	µg/L	1	U	1	U	1	U	3	U	1	U	1	U	5	U	--	
	MW-10-090817	9/8/2017	µg/L	1	U	1	U	1	U	3	U	1	U	1	U	5	U	--	
	MW-10-100417	10/4/2017	µg/L	1	U	1	U	1	U	3	U	1	U	1	U	5	U	--	
	MW-10-110817	11/8/2017	µg/L	1	U	1	U	1	U	3	U	1	U	1	U	5	U	--	
	MW-10-120717	12/7/2017	µg/L	1	U	1	U	1	U	3	U	1	U	1	U	5	U	--	
	MW-10-010918	1/9/2018	µg/L	1	U	1	U	1	U	3	U	1	U	1	U	5	U	--	
	MW-10-020618	2/6/2018	µg/L	1	U	1	U	1	U	3	U	1	U	1	U	5	U	--	
	MW-10-030718	3/7/2018	µg/L	1	U	1	U	1	U	3	U	1	U	1	U	5	U	--	
	MW-10-040618	4/6/2018	µg/L	1	U	1	U	1	U	3	U	1	U	1	U	5	U	--	
	MW-10-050318	5/3/2018	µg/L	1	U	1	U	1	U	3	U	1	U	1	U	5	U	--	
	MW-10-060618	6/6/2018	µg/L	1	U	1	U	1	U	3	U	1	U	1	U	5	U	--	
	MW-10-071318	7/13/2018	µg/L	1	U	1	U	1	U	3	U	1	U	1	U	5	U	--	
	MW-10-091218	9/12/2018	µg/L	1	U	1	U	1	U	3	U	1	U	1	U	5	U	--	
	MW-10-120618	12/6/2018	µg/L	1	U	1	U	1	U	3	U	1	U	1	U	5	U	--	
	MW-10-030719	3/7/2019	µg/L	1	U	1	U	1	U	3	U	1	U	1	U	5	U	--	
	MW-10-060419	6/4/2019	µg/L	1	U	1	U	1	U	3	U	1	U	1	U	5	U	--	
	MW-10-091819	9/18/2019	µg/L	1	U	1	U	1	U	3	U	1	U	1	U	5	U	--	
	MW-10-121819	12/18/2019	µg/L	1	U	1	U	1	U	3	U	1	U	1	U	5	U	--	
	MW-10-031320	3/13/2020	µg/L	1	U	1	U	1	U	3	U	1	U	1	U	5	U	--	
	--	7/6/2020	µg/L	NS-SS		NS-SS		NS-SS		NS-SS		NS-SS		NS-SS		NS-SS		NS-SS	
	--	11/10/2020	µg/L	NS-SS		NS-SS		NS-SS		NS-SS		NS-SS		NS-SS		NS-SS		NS-SS	
	MW-10-032621	3/26/2021	µg/L	1	U	1	U	1	U	3	U	1	U	1	U	5	U	--	
	--	7/13/2021	µg/L	NS-SS		NS-SS		NS-SS		NS-SS		NS-SS		NS-SS		NS-SS		NS-SS	
	--	11/17/2021	µg/L	NS-SS		NS-SS		NS-SS		NS-SS		NS-SS		NS-SS		NS-SS		NS-SS	
	MW-10-030122	3/1/2022	µg/L	1	U	1	U	1	U	3	U	1	U	1	U	5	U	--	
MW-11	--	7/27/2015	--	NS-FP		NS-FP		NS-FP		NS-FP		NS-FP		NS-FP		NS-FP		NS-FP	
	MW-11-012616	1/26/2016	µg/L	10,600		948		24,400		4,700	10	U ^b	432		123		0.019	U	
	--	11/28/2016	--	NS-IW		NS-IW		NS-IW		NS-IW		NS-IW		NS-IW		NS-IW		NS-IW	

Table 4B. Analytical Results for Groundwater, Historical
Products (SE) Pipe Line Corporation
Lewis Drive Remediation Site, Belton, South Carolina
Site ID #18693 "Kinder Morgan Belton Pipeline Release"

Location	Sample ID	Sample Date	Units	Analyte												
				Benzene	Ethylbenzene	Toluene	Total Xylenes	1,2-DCA	MTBE	Naphthalene	EDB					
RBSL ^a :			µg/L	5.0	700	1,000	10,000	5.0	40	25	0.05					
MW-11	MW-11-062817	6/28/2017	µg/L	10,900	2,140	29,600	11,700	100	U ^b	147	500	U ^b	--			
	--	9/5/2017	--	NS-FP	NS-FP	NS-FP	NS-FP	NS-FP	NS-FP	NS-FP	NS-FP	NS-FP	NS-FP			
	--	12/4/2017	--	NS-FP	NS-FP	NS-FP	NS-FP	NS-FP	NS-FP	NS-FP	NS-FP	NS-FP	NS-FP			
	--	3/5/2018	--	NS-FP	NS-FP	NS-FP	NS-FP	NS-FP	NS-FP	NS-FP	NS-FP	NS-FP	NS-FP			
	--	6/4/2018	--	NS-FP	NS-FP	NS-FP	NS-FP	NS-FP	NS-FP	NS-FP	NS-FP	NS-FP	NS-FP			
	--	9/10/2018	--	NS-FP	NS-FP	NS-FP	NS-FP	NS-FP	NS-FP	NS-FP	NS-FP	NS-FP	NS-FP			
	--	12/3/2018	--	NS-PS	NS-PS	NS-PS	NS-PS	NS-PS	NS-PS	NS-PS	NS-PS	NS-PS	NS-PS			
	MW-11-030619	3/6/2019	µg/L	8,260	1,990	30,300	11,900	200	U ^b	200	U ^b	1,000	U ^b	--		
	MW-11-060519	6/5/2019	µg/L	6,940	1,660	22,500	9,020	200	U ^b	200	U ^b	1,000	U ^b	--		
	MW-11-091919	9/19/2019	µg/L	7,950	2,570	33,700	14,300	500	U ^b	500	U ^b	2,500	U ^b	--		
	--	12/16/2019	--	NS-FP	NS-FP	NS-FP	NS-FP	NS-FP	NS-FP	NS-FP	NS-FP	NS-FP	NS-FP			
	MW-11-021820	2/18/2020	µg/L	4,790	2,170	29,200	12,600	500	U ^b	500	U ^b	2,500	U ^b	--		
	MW-11-031220	3/12/2020	µg/L	6,220	2,790	31,700	16,000	250	U ^b	250	U ^b	1,250	U ^b	--		
	--	5/4/2020	--	NS-SS	NS-SS	NS-SS	NS-SS	NS-SS	NS-SS	NS-SS	NS-SS	NS-SS	NS-SS			
	MW-11-070820	7/8/2020	µg/L	4,540	2,210	30,300	13,900	250	U ^b	250	U ^b	1,250	U ^b	--		
	MW-11-091620	9/16/2020	µg/L	4,470	2,900	29,800	16,900	250	U ^b	250	U ^b	1,250	U ^b	--		
	MW-11-111120	11/11/2020	µg/L	2,990	1,720	16,300	9,660	250	U ^b	250	U ^b	1,250	U ^b	--		
	MW-11-012021	1/20/2021	µg/L	2,600	2,600	16,400	14,400	250	U ^b	250	U ^b	1,250	U ^b	--		
	MW-11-032521	3/25/2021	µg/L	3,300	2,320	11,300	12,600	250	U ^b	250	U ^b	1,250	U ^b	--		
	MW-11-071421	7/14/2021	µg/L	2,460	2,340	11,700	13,000	250	U ^b	250	U ^b	1,250	U ^b	--		
	MW-11-111721	11/17/2021	µg/L	2,720	2,950	12,000	15,000	250	U ^b	250	U ^b	1,250	U ^b	--		
	MW-11-030122	3/1/2022	µg/L	2,210	2,320	6,460	12,700	250	U ^b	250	U ^b	1,250	U ^b	--		
	MW-11-061422	6/14/2022	µg/L	1,120	1,700	3,510	9,110	250	U ^b	250	U ^b	1,250	U ^b	--		
	MW-11-092022	9/20/2022	µg/L	1,360	1,560	2,900	7,700	250	U ^b	250	U ^b	1,250	U ^b	--		
	--	12/13/2022	--	NS-IW	NS-IW	NS-IW	NS-IW	NS-IW	NS-IW	NS-IW	NS-IW	NS-IW	NS-IW			
MW-12	MW-12-072815	7/28/2015	µg/L	51.3	5	U	22.9	39.2	5	U ^b	5	U	5	U	0.02	U
	--	1/19/2016	--	NS-FP	NS-FP	NS-FP	NS-FP	NS-FP	NS-FP	NS-FP	NS-FP	NS-FP	NS-FP			
	--	11/28/2016	--	NS-FP	NS-FP	NS-FP	NS-FP	NS-FP	NS-FP	NS-FP	NS-FP	NS-FP	NS-FP			
	--	3/13/2017	--	NS-FP	NS-FP	NS-FP	NS-FP	NS-FP	NS-FP	NS-FP	NS-FP	NS-FP	NS-FP			
	--	3/20/2017	--	NS-FP	NS-FP	NS-FP	NS-FP	NS-FP	NS-FP	NS-FP	NS-FP	NS-FP	NS-FP			
	--	3/31/2017	--	NS-FP	NS-FP	NS-FP	NS-FP	NS-FP	NS-FP	NS-FP	NS-FP	NS-FP	NS-FP			
	--	4/6/2017	--	NS-FP	NS-FP	NS-FP	NS-FP	NS-FP	NS-FP	NS-FP	NS-FP	NS-FP	NS-FP			
	MW-12-062817	6/28/2017	µg/L	1,190	467	7,910	5,100	50	U ^b	50	U ^b	250	U ^b	--		
	MW-12-090817	9/8/2017	µg/L	648	436	3,470	4,440	100	U ^b	100	U ^b	500	U ^b	--		
	MW-12-120617	12/6/2017	µg/L	367	137	1,540	4,660	10	U ^b	10	U	54.4	--			
	MW-12-030818	3/8/2018	µg/L	486	25.2	1,880	1,980	10	U ^b	10	U	50	U ^b	--		
	MW-12-060518	6/5/2018	µg/L	16.3	2.51	181	249	1	U	1	U	5	U	--		
	MW-12-091118	9/11/2018	µg/L	1	U	1	U	3	U	1	U	1	U	--		
	MW-12-120518	12/5/2018	µg/L	5.81	2.75	9.08	72.0	1	U	1	U	5	U	--		

Table 4B. Analytical Results for Groundwater, Historical
Products (SE) Pipe Line Corporation
Lewis Drive Remediation Site, Belton, South Carolina
Site ID #18693 "Kinder Morgan Belton Pipeline Release"

Location	Sample ID	Sample Date	Units	Analyte															
				Benzene	Ethylbenzene	Toluene	Total Xylenes	1,2-DCA	MTBE	Naphthalene	EDB								
RBSL ^a :			µg/L	5.0	700	1,000	10,000	5.0	40	25	0.05								
MW-12	MW-12-030619	3/6/2019	µg/L	1	U	1	U	3.94		4.86		1	U	1	U	5	U	--	
	MW-12-060519	6/5/2019	µg/L	1	U	1	U	1	U	3	U	1	U	1	U	5	U	--	
	MW-12-091919	9/19/2019	µg/L	1	U	1	U	1	U	3	U	1	U	1	U	5	U	--	
	MW-12-121719	12/17/2019	µg/L	1	U	1	U	1	U	3	U	1	U	1	U	5	U	--	
	MW-12-031020	3/10/2020	µg/L	1	U	1	U	1	U	3	U	1	U	1	U	5	U	--	
	MW-12-070820	7/8/2020	µg/L	1	U	1	U	1	U	3	U	1	U	1	U	5	U	--	
	MW-12-111220	11/12/2020	µg/L	1	U	1	U	1	U	3	U	1	U	1	U	5	U	--	
	MW-12-032521	3/25/2021	µg/L	1	U	1	U	1	U	3	U	1	U	1	U	5	U	--	
	MW-12-071421	7/14/2021	µg/L	1	U	1	U	1	U	6.52		1	U	1	U	5	U	--	
	MW-12-111821	11/18/2021	µg/L	3.00		1	U	1	U	6.72		1	U	1	U	5	U	--	
	MW-12-030122	3/1/2022	µg/L	1	U	1	U	1	U	3	U	1	U	1	U	5	U	--	
	MW-12-092122	9/21/2022	µg/L	18.4		1	U	1	U	3	U	1	U	1	U	5	U	--	
MW-12B	MW-12B-012616	1/26/2016	µg/L	228		31.4		193		532		1	U	5.40		14.6		0.019	U
	MW-12B-113016	11/30/2016	µg/L	1	U	1	U	1	U	1	U	1	U	1	U	1	U	--	
	MW-12B-031417	3/14/2017	µg/L	1	U	1	U	1	U	3	U	1	U	1	U	5	U	--	
	MW-12B-032017	3/20/2017	µg/L	1	U	1	U	1	U	3	U	1	U	1	U	5	U	--	
	MW-12B-033117	3/31/2017	µg/L	1	U	1	U	1	U	3	U	1	U	1	U	5	U	--	
	MW-12B-040617	4/6/2017	µg/L	1	U	1	U	1	U	3	U	1	U	1	U	5	U	--	
	MW-12B-062817	6/28/2017	µg/L	30.1		1	U	7.28		14.3		1	U	11.8		5	U	--	
	MW-12B-090817	9/8/2017	µg/L	126		3.81		16.8		256		1	U	1	U	12.0		--	
	MW-12B-120617	12/6/2017	µg/L	1.01		1	U	1	U	3	U	1	U	1	U	5	U	--	
	MW-12B-030818	3/8/2018	µg/L	3.06		1	U	1	U	3	U	1	U	1	U	5	U	--	
	MW-12B-060518	6/5/2018	µg/L	275		58.7		20.9		171		1	U	1	U	22.5		--	
	MW-12B-091118	9/11/2018	µg/L	246		39.8		2.87		68.0		1	U	1	U	18.7		--	
	MW-12B-120518	12/5/2018	µg/L	240		57.7		29.5		160		1	U	1	U	17.7		--	
	MW-12B-030619	3/6/2019	µg/L	309		70.4		19.6		201		1	U	1	U	36.7		--	
	MW-12B-060519	6/5/2019	µg/L	88.4		38.0		5	U	15.2		5	U	5	U	25	U	--	
	MW-12B-082219	8/22/2019	µg/L	27.0		3.54		1	U	3	U	1	U	1	U	5.94		--	
	MW-12B-091919	9/19/2019	µg/L	23.1		2.33		1	U	3	U	1	U	1	U	5	U	--	
	MW-12B-110619	11/6/2019	µg/L	2.73		1	U	1	U	3	U	1	U	1	U	5	U	--	
	MW-12B-122019	12/20/2019	µg/L	1.09		1	U	1	U	3	U	1	U	1	U	5	U	--	
	MW-12B-021120	2/11/2020	µg/L	64.9		22.9		3.75		74.6		1	U	1	U	23.1		--	
	MW-12B-031220	3/12/2020	µg/L	22.6		1	U	1.27		6.05		1	U	1	U	8.14		--	
	MW-12B-050620	5/6/2020	µg/L	23.9		1	U	1	U	3	U	1		1		9.01		--	
	MW-12B-070820	7/8/2020	µg/L	10.7		1	U	1	U	3	U	1		1		6.58		--	
	MW-12B-091620	9/16/2020	µg/L	19.5		1.38		2.81		4.89		1	U	1	U	6.53		--	
	MW-12B-111220	11/12/2020	µg/L	5.65		1	U	1	U	3	U	1	U	1	U	5	U	--	
	MW-12B-012021	1/20/2021	µg/L	3.89		1	U	1	U	3	U	1	U	1	U	5	U	--	
	MW-12B-032521	3/25/2021	µg/L	4.50		1	U	1	U	3	U	1	U	1	U	5	U	--	

Table 4B. Analytical Results for Groundwater, Historical
Products (SE) Pipe Line Corporation
Lewis Drive Remediation Site, Belton, South Carolina
Site ID #18693 "Kinder Morgan Belton Pipeline Release"

Location	Sample ID	Sample Date	Units	Analyte														
				Benzene	Ethylbenzene	Toluene	Total Xylenes	1,2-DCA	MTBE	Naphthalene	EDB							
			RBSL ^a : µg/L	5.0	700	1,000	10,000	5.0	40	25	0.05							
MW-12B	MW-12B-071421	7/14/2021	µg/L	1	U	1	U	1	U	3	U	1	U	1	U	5	U	--
	MW-12B-111821	11/18/2021	µg/L	1	U	1	U	1	U	3	U	1	U	1	U	5	U	--
	MW-12B-030222	3/2/2022	µg/L	1	U	1	U	1	U	3	U	1	U	1	U	5	U	--
	MW-12B-092122	9/21/2022	µg/L	1	U	1	U	1	U	3	U	1	U	1	U	5	UJ	--
MW-13	--	7/27/2015	--	NS-IW		NS-IW		NS-IW		NS-IW		NS-IW		NS-IW		NS-IW		NS-IW
	MW-13-012816	1/28/2016	µg/L	2.00		1	U	12.5		6.90		1	U	1	U	1	U	0.02
	--	11/28/2016	--	NS-IW		NS-IW		NS-IW		NS-IW		NS-IW		NS-IW		NS-IW		NS-IW
	MW-13-062917	6/29/2017	µg/L	1.18		1	U	3.39		3	U	1	U	1	U	5	U	--
	--	9/5/2017	--	NS-IW		NS-IW		NS-IW		NS-IW		NS-IW		NS-IW		NS-IW		NS-IW
	--	12/4/2017	--	NS-IW		NS-IW		NS-IW		NS-IW		NS-IW		NS-IW		NS-IW		NS-IW
	MW-13-030618	3/6/2018	µg/L	6.98		1.14		15.3		4.55		1	U	1	U	5	U	--
	MW-13-060618	6/6/2018	µg/L	44.2		4.25		86.2		19.9		1	U	1	U	5	U	--
	--	9/10/2018	--	NS-IW		NS-IW		NS-IW		NS-IW		NS-IW		NS-IW		NS-IW		NS-IW
	MW-13-120718	12/7/2018	µg/L	83.4		9.62		158		23.6		1	U	1	U	5	U	--
	MW-13-030619	3/6/2019	µg/L	326		10.9		132		120		1	U	1	U	5	U	--
	MW-13-060519	6/5/2019	µg/L	35.2		5	U	5	U	19.6		5	U	5	U	25	U	--
	--	9/16/2019	--	NS-IW		NS-IW		NS-IW		NS-IW		NS-IW		NS-IW		NS-IW		NS-IW
	--	12/16/2019	--	NS-IW		NS-IW		NS-IW		NS-IW		NS-IW		NS-IW		NS-IW		NS-IW
	MW-13-031120	3/11/2020	µg/L	1000		4.59		30.5		23.3		1	U	133		6.17	J	--
	--	5/4/2020	--	NS-SS		NS-SS		NS-SS		NS-SS		NS-SS		NS-SS		NS-SS		NS-SS
	MW-13-070820	7/8/2020	µg/L	13,400		1,310		29,600		7,750		50	U ^b	50	U ^b	250	U ^b	--
	MW-13-091520	9/15/2020	µg/L	4,510		349		380		1,710		50	U ^b	50	U ^b	250	U ^b	--
	--	11/10/2020	--	NS-IW		NS-IW		NS-IW		NS-IW		NS-IW		NS-IW		NS-IW		NS-IW
	MW-13-012021	1/20/2021	µg/L	288		39.8		18.1		454		10	U ^b	10	U	50	U ^b	--
	MW-13-032621	3/26/2021	µg/L	209		10	U	65.1		147		10	U ^b	10	U	50	U ^b	--
	MW-13-071421	7/14/2021	µg/L	79.7		19.9		10.0	U	270		10	U ^b	10	U	50	U ^b	--
	MW-13-111821	11/18/2021	µg/L	16.9		23.9		10.0	UJ	223		10	U ^b	10	U	50	U ^b	--
	MW-13-030222	3/2/2022	µg/L	5.95		3.37		10.6		33.7		1	U	1	U	5	U	--
	--	9/19/2022	--	NS-IW		NS-IW		NS-IW		NS-IW		NS-IW		NS-IW		NS-IW		NS-IW
MW-13B	MW-13B-012816	1/28/2016	µg/L	367		1	U	5.60		59.5		1	U	119		1	U	0.02
	MW-13B-113016	11/30/2016	µg/L	550		5.10		21.2		140		5	U ^b	158		7.90		--
	MW-13B-062817	6/28/2017	µg/L	308		3.09		10.3		103		1	U	121		5.13		--
	MW-13B-090817	9/8/2017	--	NS-SL		NS-SL		NS-SL		NS-SL		NS-SL		NS-SL		NS-SL		NS-SL
	MW-13B-110817	11/8/2017	µg/L	325		3.42		19.0		91.6		1	U	173		5.55		--
	MW-13B-120617	12/6/2017	µg/L	269		3.97		24.4		100		1	U	140		8.83		--
	MW-13B-030718	3/7/2018	µg/L	252		3.13		12.1		60.2		1	U	175		6.44		--
	MW-13B-060618	6/6/2018	µg/L	498		47.7		469		282		1	U	148		8.47		--
	MW-13B-091218	9/12/2018	µg/L	402		42.5		503		271		1	U	141		5	U	--
	MW-13B-120618	12/6/2018	µg/L	614		93.5		823		516		1	U	139		10.8		--

Table 4B. Analytical Results for Groundwater, Historical

Products (SE) Pipe Line Corporation

Lewis Drive Remediation Site, Belton, South Carolina

Site ID #18693 "Kinder Morgan Belton Pipeline Release"

Location	Sample ID	Sample Date	Units	Analyte															
				Benzene	Ethylbenzene	Toluene	Total Xylenes	1,2-DCA	MTBE	Naphthalene	EDB								
		RBSL ^a :	µg/L	5.0	700	1,000	10,000	5.0	40	25	0.05								
MW-13B	MW-13B-030619	3/6/2019	µg/L	445	53.1	679	383	1	U	143	8.60	--							
	MW-13B-060519	6/5/2019	µg/L	195	25.3	302	194	5	U	140	25	U	--						
	MW-13B-091819	9/18/2019	µg/L	408	71.2	325	446	1	U	142	14.0	--							
	MW-13B-121819	12/18/2019	µg/L	257	18.0	166	155	1	U	132	5.60	--							
	MW-13B-021820	2/18/2020	µg/L	1,320	5	U	52.3	21.1	5	U	115	250	U ^b	--					
	MW-13B-031120	3/11/2020	µg/L	4,690	217	8,870	1,530	20	U ^b	20	U	100	U ^b	--					
	MW-13B-050620	5/6/2020	µg/L	991	41.8	106	293	5	U	145	25	U	--						
	MW-13B-070920	7/9/2020	µg/L	2,170	50	U	55.6	150	U	50	U ^b	192	250	U ^b	--				
	MW-13B-091820	9/18/2020	µg/L	3,270	52.1	69.7	150	U	50	U ^b	199	250	U ^b	--					
	MW-13B-111220	11/12/2020	µg/L	2,000	56.3	67.6	150	U	50	U ^b	178	250	U ^b	--					
	MW-13B-012021	1/20/2021	µg/L	1,210	50	U	51.5	150	U	50	U ^b	157	250	U ^b	--				
	MW-13B-032621	3/26/2021	µg/L	1,060	50	U	67.5	152	50	U ^b	186	250	U ^b	--					
	MW-13B-071421	7/14/2021	µg/L	8.50	5	U	5	U	15	U	5	U	178	25	U	--			
	MW-13B-111821	11/18/2021	µg/L	821	11.8	21.4	J	40.0	5	U	161	25	U	--					
	MW-13B-030222	3/2/2022	µg/L	205	5	U	5	U	15	U	5	U	122	25	U	--			
	MW-13B-092122	9/21/2022	µg/L	538	2.02	3.44	3	U	1	U	128	5	UJ	--					
MW-14	MW-14-072815	7/28/2015	µg/L	5	U ^b	5	U	5	U	10	U	5	U ^b	5	U	5	U	0.02	U
	MW-14-012816	1/28/2016	µg/L	1	U	1	U	1	U	2	U	1	U	1	U	1	U	0.019	U
	MW-14-113016	11/30/2016	µg/L	1	U	1	U	1	U	1	U	1	U	1	U	1	U	--	
	MW-14-062817	6/28/2017	µg/L	1	U	1	U	1	U	3	U	1	U	1	U	5	U	--	
	MW-14-090817	9/8/2017	µg/L	1	U	1	U	1	U	3	U	1	U	1	U	5	U	--	
	MW-14-120617	12/6/2017	µg/L	1	U	1	U	1	U	3	U	1	U	1	U	5	U	--	
	MW-14-030718	3/7/2018	µg/L	1	U	1	U	1	U	3	U	1	U	1	U	5	U	--	
	MW-14-060618	6/6/2018	µg/L	1	U	1	U	1	U	3	U	1	U	1	U	5	U	--	
	MW-14-091218	9/12/2018	µg/L	1	U	1	U	1	U	3	U	1	U	1	U	5	U	--	
	MW-14-120618	12/6/2018	µg/L	1	U	1	U	1	U	3	U	1	U	1	U	5	U	--	
	MW-14-030619	3/6/2019	µg/L	1	U	1	U	1	U	3	U	1	U	1	U	5	U	--	
	MW-14-060519	6/5/2019	µg/L	1	U	1	U	1	U	3	U	1	U	1	U	5	U	--	
	MW-14-091819	9/18/2019	µg/L	1	U	1	U	1	U	3	U	1	U	2.02	5	U	--		
	MW-14-121819	12/18/2019	µg/L	1	U	1	U	1	U	3	U	1	U	6.65	5	U	--		
	MW-14-031120	3/11/2020	µg/L	1	U	1	U	1	U	3	U	1	U	1	U	5	U	--	
	MW-14-070820	7/8/2020	µg/L	1	U	1	U	1	U	3	U	1	U	1.03	5	U	--		
	MW-14-111220	11/12/2020	µg/L	1	U	1	U	1	U	3	U	1	U	3.22	5	U	--		
	MW-14-032621	3/26/2021	µg/L	1	U	1	U	1	U	3	U	1	U	1	U	5	U	--	
	MW-14-071421	7/14/2021	µg/L	75.2	20.2	6.82	349	1	U	1	U	5	U	--					
	MW-14-111821	11/18/2021	µg/L	1	U	1	U	1	UJ	3	U	1	U	2.76	5	U	--		
	MW-14-030222	3/2/2022	µg/L	1	U	1	U	1	U	3	U	1	U	1	U	5	U	--	
	MW-14-061422	6/14/2022	µg/L	1	U	1	U	1	U	3	U	1	U	1.19	5	U	--		

Table 4B. Analytical Results for Groundwater, Historical
Products (SE) Pipe Line Corporation
Lewis Drive Remediation Site, Belton, South Carolina
Site ID #18693 "Kinder Morgan Belton Pipeline Release"

Location	Sample ID	Sample Date	Units	Analyte														
				Benzene	Ethylbenzene	Toluene	Total Xylenes	1,2-DCA	MTBE	Naphthalene	EDB							
		RBSL^a:	µg/L	5.0	700	1,000	10,000	5.0	40	25	0.05							
MW-14	MW-14-092122	9/21/2022	µg/L	1	U	1	U	1	U	3	U	1	U	1.73	5	UJ	--	
	MW-14-121322	12/13/2022	µg/L	1	U	1	U	1	U	3	U	1	U	1.50	5	U	--	
MW-14B	MW-14B-052516	5/25/2016	µg/L	5.00		1	U	1	U	4.40		1	U	17.2	1	U	0.02	
	MW-14B-113016	11/30/2016	µg/L	10.5		1	U	1.10		5.50		1	U	19.7	1	U	--	
	MW-14B-062817	6/28/2017	µg/L	38.1		1.34		2.56		19.1		1	U	36.2	5	U	--	
	MW-14B-090817	9/8/2017	µg/L	6.81		1	U	1	U	6.67		1	U	18.7	5	U	--	
	MW-14B-120617	12/6/2017	µg/L	8.82		1	U	1	U	6.91		1	U	24.4	5	U	--	
	MW-14B-030718	3/7/2018	µg/L	3.57		1	U	1	U	5.60		1	U	9.28	5	U	--	
	MW-14B-060418	6/6/2018	µg/L	8.63		1	U	1	U	5.77		1	U	22.1	5	U	--	
	MW-14B-091218	9/12/2018	µg/L	3.32		1	U	1	U	3.61		1	U	7.86	5	U	--	
	MW-14B-120618	12/6/2018	µg/L	3.56		1	U	1.40		6.34		1	U	6.56	5	U	--	
	MW-14B-030619	3/6/2019	µg/L	2.70		1	U	1	U	3	U	1	U	8.83	5	U	--	
	MW-14B-060519	6/5/2019	µg/L	9.13		1	U	1.01		6.57		1	U	17.7	5	U	--	
	MW-14B-091819	9/18/2019	µg/L	1.74		1	U	1	U	4.57		1	U	11.1	5	U	--	
	MW-14B-121819	12/18/2019	µg/L	5.69		1	U	1	U	4.86		1	U	10.7	5	U	--	
	MW-14B-031120	3/11/2020	µg/L	12.8		1	U	1	U	3.38		1	U	11.7	5	U	--	
	MW-14B-070820	7/8/2020	µg/L	14.6		1	U	1	U	3.63		1	U	12.3	5	U	--	
	MW-14B-111220	11/12/2020	µg/L	1	U	1	U	1	U	3	U	1	U	6.63	5	U	--	
	MW-14B-032621	3/26/2021	µg/L	18.3		1	U	1	U	3.50		1	U	10.6	5	U	--	
	MW-14B-071421	7/14/2021	µg/L	712		17.7		27.0		63.2		1	U	170	5.79		--	
	MW-14B-111821	11/18/2021	µg/L	9.59		1	U	1	U	3.42		1	U	15.3	5	U	--	
	MW-14B-030222	3/2/2022	µg/L	1.66		1	U	1	U	3	U	1	U	10.6	5	U	--	
	MW-14B-061422	6/14/2022	µg/L	8.40		1	U	1	U	4.94		1	U	16.4	5	U	--	
	MW-14B-092122	9/21/2022	µg/L	7.30		1	U	1	U	3.54		1	U	19.4	5	UJ	--	
	MW-14B-121322	12/13/2022	µg/L	1.49		1	U	1	U	3	U	1	U	11.2	5	U	--	
MW-15	MW-15-080415	8/4/2015	µg/L	5	U ^b	5	U	5	U	10	U	5	U ^b	5	U	5	U	0.019
	MW-15-012816	1/28/2016	µg/L	1	U	1	U	1	U	2	U	1	U	1	U	1	U	0.02
	MW-15-120716	12/7/2016	µg/L	3,680		139		422		2,280		25	U ^b	188	43.8		--	
	MW-15-031417	3/14/2017	µg/L	1,960		72.1		324		1,320		25	U ^b	161	125	U ^b	--	
	MW-15-032017	3/20/2017	µg/L	3,390		103		505		2,460		50	U ^b	194	250	U ^b	--	
	MW-15-033117	3/31/2017	µg/L	2,850		65.4		444		1,860		20	U ^b	221	100	U ^b	--	
	MW-15-040617	4/6/2017	µg/L	1,790		60.6		465		886		25	U ^b	181	125	U ^b	--	
	MW-15-062817	6/28/2017	µg/L	72.7		25	U	28.8		110		25	U ^b	91.8	125	U ^b	--	
	MW-15-090817	9/8/2017	µg/L	454		24.0		567		338		5	U ^b	193	25	U ^b	--	
	MW-15-120617	12/6/2017	µg/L	1	U	1	U	1.60		4.64		1	U	140	5	U	--	
	MW-15-030818	3/8/2018	µg/L	53.1		2.75		89.9		53.1		1	U	85.0	5	U	--	
	MW-15-060618	6/6/2018	µg/L	52.2		4.11		81.4		46.5		1	U	63.8	5	U	--	
	MW-15-091218	9/12/2018	µg/L	14.6		1	U	27.9		16.0		1	U	72.2	5	U	--	
	MW-15-120618	12/6/2018	µg/L	1	U	1	U	1	U	3	U	1	U	15.9	5	U	--	

Table 4B. Analytical Results for Groundwater, Historical
Products (SE) Pipe Line Corporation
Lewis Drive Remediation Site, Belton, South Carolina
Site ID #18693 "Kinder Morgan Belton Pipeline Release"

Location	Sample ID	Sample Date	Units	Analyte															
				Benzene	Ethylbenzene	Toluene	Total Xylenes	1,2-DCA	MTBE	Naphthalene	EDB								
RBSL ^a :			µg/L	5.0	700	1,000	10,000	5.0	40	25	0.05								
MW-15	MW-15-030619	3/6/2019	µg/L	1	U	1	U	1	U	3	U	1	U	2.57	5	U	--		
	MW-15-060519	6/5/2019	µg/L	1.03		1	U	1	U	3	U	1	U	4.33	5	U	--		
	MW-15-091919	9/19/2019	µg/L	1.25		1	U	1	U	3	U	1	U	4.73	5	U	--		
	MW-15-121819	12/18/2019	µg/L	1	U	1	U	1	U	3	U	1	U	3.33	5	U	--		
	MW-15-031020	3/10/2020	µg/L	1	U	1	U	1	U	3	U	1	U	4.19	5	U	--		
	MW-15-070820	7/8/2020	µg/L	1	U	1	U	1	U	3	U	1	U	1	U	5	U	--	
	MW-15-111220	11/12/2020	µg/L	1	U	1	U	1	U	3	U	1	U	2.41	5	U	--		
	MW-15-032521	3/25/2021	µg/L	1	U	1	U	1	U	3	U	1	UJ	1.35	5	U	--		
	MW-15-071421	7/14/2021	µg/L	1	U	1	U	1	U	3	U	1	U	1	U	5	U	--	
	MW-15-111821	11/18/2021	µg/L	1	U	1	U	1	U	3	U	1	U	1	U	5	U	--	
	MW-15-030122	3/1/2022	µg/L	1	U	1	U	1	U	3	U	1	U	1	U	5	U	--	
	--	9/19/2022	--	NS-IW		NS-IW		NS-IW		NS-IW		NS-IW		NS-IW		NS-IW		NS-IW	
MW-15B	MW-15B-080415	8/4/2015	µg/L	5	U ^b	5	U	5	U	10	U	5	U ^b	5	U	5	U	0.019	U
	MW-15B-012816	1/28/2016	µg/L	4.80		1	U	2.00		3.90		1	U	1	U	1	U	0.02	U
	MW-15B-113016	11/30/2016	µg/L	337		34.0		565		194		5	U ^b	26.7		5		--	
	MW-15B-031417	3/14/2017	µg/L	2,160		248		4,580		1,500		100	U ^b	118		500	U ^b	--	
	MW-15B-032017	3/20/2017	µg/L	615		88.6		1,270		555		25	U ^b	67.5		125	U ^b	--	
	MW-15B-033117	3/31/2017	µg/L	1,630		205		3,240		1,180		50	U ^b	115		250	U ^b	--	
	MW-15B-040617	4/6/2017	µg/L	1,020		132		2,020		789		25	U ^b	84.7		125	U ^b	--	
	MW-15B-062817	6/28/2017	µg/L	1,510		145		3,520		1,280		100	U ^b	100	U ^b	500	U ^b	--	
	MW-15B-090817	9/8/2017	µg/L	1,820		164		3,560		1,210		50	U ^b	133		250	U ^b	--	
	MW-15B-120617	12/6/2017	µg/L	1,760		239		3,630		1,380		1	U	135		37.6		--	
	MW-15B-030818	3/8/2018	µg/L	1,290		151		3,140		1,070		25	U ^b	93.2		125	U ^b	--	
	MW-15B-060618	6/6/2018	µg/L	968		82.8		1,990		791		1	U	109		12.8		--	
	MW-15B-091218	9/12/2018	µg/L	947		122		2,270		820		1	U	111		15.9		--	
	MW-15B-120618	12/6/2018	µg/L	725		96.4		1,890		777		1	U	71.8		11.7		--	
	MW-15B-021919	2/19/2019	µg/L	686		71.2		1,420		621		1	U	92.3		12.6		--	
	MW-15B-030619	3/6/2019	µg/L	729		78.3		1,580		649		1	U	91.2		15.4		--	
	MW-15B-051519	5/15/2019	µg/L	721		118		1,180		526		1	U	96.6		19.5		--	
	MW-15B-060519	6/5/2019	µg/L	590		48.4		1,090		492		10	U ^b	98.0		50	U ^b	--	
	MW-15B-082219	8/22/2019	µg/L	2,340		200	U	3,060		1,440		1	U	139		33.5		--	
	MW-15B-091919	9/19/2019	µg/L	3,870		260		3,920		2,720		100	U ^b	188		500	U ^b	--	
	MW-15B-110619	11/6/2019	µg/L	135		9.77		105		101		1	U	8.82		5	U	--	
	MW-15B-122019	12/20/2019	µg/L	4,200		238		2,690		2,260		10	U ^b	212		50	U ^b	--	
	MW-15B-021320	2/13/2020	µg/L	4,680		212		1,830		2,080		10	U ^b	208		57.8		--	
	MW-15B-031120	3/11/2020	µg/L	4,380		211		1,620		2,080		100	U ^b	260		500	U ^b	--	
	MW-15B-050620	5/6/2020	µg/L	2,510		136		1,050		1,630		20	U ^b	167		100	U ^b	--	
	MW-15B-072220	7/22/2020	µg/L	4,130		201		1,270		2,090		20	U ^b	206		100	U ^b	--	
	MW-15B-091820	9/18/2020	µg/L	6,310		327		1,670		2,560		200	U ^b	200	U ^b	1000	U ^b	--	

Table 4B. Analytical Results for Groundwater, Historical
Products (SE) Pipe Line Corporation
Lewis Drive Remediation Site, Belton, South Carolina
Site ID #18693 "Kinder Morgan Belton Pipeline Release"

Location	Sample ID	Sample Date	Units	Analyte											
				Benzene	Ethylbenzene	Toluene	Total Xylenes	1,2-DCA	MTBE	Naphthalene	EDB				
		RBSL ^a :	µg/L	5.0	700	1,000	10,000	5.0	40	25	0.05				
MW-15B	MW-15B-111220	11/12/2020	µg/L	4,230	237	1,130	2,180	200	U ^b	200	U ^b	1000	U ^b	--	
	MW-15B-012021	1/20/2021	µg/L	3,750	200	U	995	1,830	200	U ^b	200	U ^b	1000	U ^b	--
	MW-15B-032521	3/25/2021	µg/L	2,100	50	U	385	1,230	50	U ^b	148	250	U ^b	--	
	MW-15B-051921	5/19/2021	µg/L	2,590	50	U	459	1,240	50	U ^b	148	250	U ^b	--	
	MW-15B-071421	7/14/2021	µg/L	1,600	50	U	229	861	50	U ^b	129	250	U ^b	--	
	MW-15B-091721	9/17/2021	µg/L	1,420	50	U	200	812	50	U ^b	115	250	U ^b	--	
	MW-15B-111821	11/18/2021	µg/L	1,440	50	U	176	794	50	U ^b	137	250	U ^b	--	
	MW-15B-030222	3/2/2022	µg/L	785	50	U	82.9	543	50	U ^b	104	250	U ^b	--	
	MW-15B-061422	6/14/2022	µg/L	316	5	U	34.7	207	5	U ^b	99.0	25	U ^b	--	
	MW-15B-092122	9/21/2022	µg/L	236	5	U	18.6	86.5	5	U ^b	85.2	25	U ^b	--	
	MW-15B-121322	12/13/2022	µg/L	413	10	U	37.9	132	10	U ^b	94.1	50	U ^b	--	
MW-16	--	7/27/2015	--	NS-FP	NS-FP	NS-FP	NS-FP	NS-FP	NS-FP	NS-FP	NS-FP	NS-FP	NS-FP	NS-FP	
	--	1/19/2016	--	NS-FP	NS-FP	NS-FP	NS-FP	NS-FP	NS-FP	NS-FP	NS-FP	NS-FP	NS-FP	NS-FP	
	--	11/28/2016	--	NS-FP	NS-FP	NS-FP	NS-FP	NS-FP	NS-FP	NS-FP	NS-FP	NS-FP	NS-FP	NS-FP	
	MW-16-062917	6/29/2017	µg/L	12,900	1,770	36,400	12,500	500	U ^b	1,740	2,500	U ^b	--		
	--	9/5/2017	--	NS-FP	NS-FP	NS-FP	NS-FP	NS-FP	NS-FP	NS-FP	NS-FP	NS-FP	NS-FP		
	--	12/7/2017	--	NS-FP	NS-FP	NS-FP	NS-FP	NS-FP	NS-FP	NS-FP	NS-FP	NS-FP	NS-FP		
	MW-16-030718	3/7/2018	µg/L	130	295	1,370	2,470	10	U ^b	132	618	--			
	--	6/4/2018	--	NS-FP	NS-FP	NS-FP	NS-FP	NS-FP	NS-FP	NS-FP	NS-FP	NS-FP			
	MW-16-091318	9/13/2018	µg/L	150	200	2,100	2,730	1	U	21.5	635	--			
	MW-16-120618	12/6/2018	µg/L	10.3	38.7	132	398	5	U	5	460	--			
	MW-16-030719	3/7/2019	µg/L	9.06	15.7	74.1	186	1	U	1.02	398	--			
	MW-16-060419	6/4/2019	µg/L	9.56	15.4	78.9	162	1.06	1	U	192	--			
	MW-16-091819	9/18/2019	µg/L	8.36	5.80	73.9	118	1	U	1	U	132	--		
	MW-16-121819	12/18/2019	µg/L	1	U	1.88	14.3	58.6	1	U	1	U	15.9	--	
	MW-16-031320	3/13/2020	µg/L	1	U	1	U	1.02	3	U	1	U	5	U	
	--	7/6/2020	--	NS-SS	NS-SS	NS-SS	NS-SS	NS-SS	NS-SS	NS-SS	NS-SS	NS-SS	NS-SS		
	--	11/10/2020	--	NS-SS	NS-SS	NS-SS	NS-SS	NS-SS	NS-SS	NS-SS	NS-SS	NS-SS	NS-SS		
	--	3/23/2021	--	NS	NS	NS	NS	NS	NS	NS	NS	NS	NS		
	MW-16-051921	5/19/2021	µg/L	92.1	1.56	47.0	28.5	1	U	1	U	18.2	J	--	
	--	7/13/2021	µg/L	NS-SS	NS-SS	NS-SS	NS-SS	NS-SS	NS-SS	NS-SS	NS-SS	NS-SS	NS-SS		
	--	11/17/2021	--	NS-SS	NS-SS	NS-SS	NS-SS	NS-SS	NS-SS	NS-SS	NS-SS	NS-SS	NS-SS		
	MW-16-030222	3/2/2022	µg/L	104	1.54	65.3	17.3	1	U	2.07	12.9	--			
	MW-16-092122	9/21/2022	µg/L	67.1	27.2	361	230	1	U	8.32	38.6	--			
	MW-16-121322	12/13/2022	µg/L	449	207	5,560	1,620	20	U ^b	159	174	--			
MW-17	--	7/27/2015	--	NS-IW	NS-IW	NS-IW	NS-IW	NS-IW	NS-IW	NS-IW	NS-IW	NS-IW	NS-IW		
	--	1/19/2016	--	NS-FP	NS-FP	NS-FP	NS-FP	NS-FP	NS-FP	NS-FP	NS-FP	NS-FP	NS-FP		
	--	11/28/2016	--	NS-IW	NS-IW	NS-IW	NS-IW	NS-IW	NS-IW	NS-IW	NS-IW	NS-IW	NS-IW		
	--	3/13/2017	--	NS-IW	NS-IW	NS-IW	NS-IW	NS-IW	NS-IW	NS-IW	NS-IW	NS-IW	NS-IW		

Table 4B. Analytical Results for Groundwater, Historical
Products (SE) Pipe Line Corporation
Lewis Drive Remediation Site, Belton, South Carolina
Site ID #18693 "Kinder Morgan Belton Pipeline Release"

Location	Sample ID	Sample Date	Units	Analyte											
				Benzene	Ethylbenzene	Toluene	Total Xylenes	1,2-DCA	MTBE	Naphthalene	EDB				
RBSL ^a :			µg/L	5.0	700	1,000	10,000	5.0	40	25	0.05				
MW-17	--	3/20/2017	--	NS-IW	NS-IW	NS-IW	NS-IW	NS-IW	NS-IW	NS-IW	NS-IW	NS-IW			
	--	3/31/2017	--	NS-IW	NS-IW	NS-IW	NS-IW	NS-IW	NS-IW	NS-IW	NS-IW	NS-IW			
	--	4/6/2017	--	NS-IW	NS-IW	NS-IW	NS-IW	NS-IW	NS-IW	NS-IW	NS-IW	NS-IW			
	--	6/26/2017	--	NS-IW	NS-IW	NS-IW	NS-IW	NS-IW	NS-IW	NS-IW	NS-IW	NS-IW			
	--	9/5/2017	--	NS-IW	NS-IW	NS-IW	NS-IW	NS-IW	NS-IW	NS-IW	NS-IW	NS-IW			
	--	12/4/2017	--	NS-IW	NS-IW	NS-IW	NS-IW	NS-IW	NS-IW	NS-IW	NS-IW	NS-IW			
	--	3/5/2018	--	NS-IW	NS-IW	NS-IW	NS-IW	NS-IW	NS-IW	NS-IW	NS-IW	NS-IW			
	--	6/4/2018	--	NS-IW	NS-IW	NS-IW	NS-IW	NS-IW	NS-IW	NS-IW	NS-IW	NS-IW			
	--	9/10/2018	--	NS-IW	NS-IW	NS-IW	NS-IW	NS-IW	NS-IW	NS-IW	NS-IW	NS-IW			
	--	12/3/2018	--	NS-IW	NS-IW	NS-IW	NS-IW	NS-IW	NS-IW	NS-IW	NS-IW	NS-IW			
	MW-17-030519	3/5/2019	µg/L	173	19.9	118	474	1	U	27.9	5	U	--		
	MW-17-060519	6/5/2019	µg/L	44.9	5	U	10.7	87.1	5	U	16.1	25	U	--	
	--	9/16/2019	--	NS-IW	NS-IW	NS-IW	NS-IW	NS-IW	NS-IW	NS-IW	NS-IW	NS-IW	NS-IW		
	--	12/16/2019	--	NS-IW	NS-IW	NS-IW	NS-IW	NS-IW	NS-IW	NS-IW	NS-IW	NS-IW	NS-IW		
	MW-17-031320	3/13/2020	µg/L	1.23	1	U	1	U	3	U	1	U	5	U	--
	MW-17-070720	7/7/2020	µg/L	2.21	1	U	1.44	5.46	1	U	1	U	5	U	--
	--	11/10/2020	--	NS-IW	NS-IW	NS-IW	NS-IW	NS-IW	NS-IW	NS-IW	NS-IW	NS-IW	NS-IW	NS-IW	
	MW-17-032421	3/24/2021	µg/L	56.9	2.97	6.15	22.4	1	U	1.48	5	U			
	--	7/13/2021	--	NS-IW	NS-IW	NS-IW	NS-IW	NS-IW	NS-IW	NS-IW	NS-IW	NS-IW	NS-IW	NS-IW	
	--	11/18/2021	--	NS-IW	NS-IW	NS-IW	NS-IW	NS-IW	NS-IW	NS-IW	NS-IW	NS-IW	NS-IW	NS-IW	
	--	3/1/2022	--	NS-IW	NS-IW	NS-IW	NS-IW	NS-IW	NS-IW	NS-IW	NS-IW	NS-IW	NS-IW	NS-IW	
	--	9/19/2022	--	NS-IW	NS-IW	NS-IW	NS-IW	NS-IW	NS-IW	NS-IW	NS-IW	NS-IW	NS-IW	NS-IW	
MW-17B	MW-17B-030116	3/1/2016	µg/L	6,480	488	11,900	2,870	5		742	104		0.019	U	
	MW-17B-120116	12/1/2016	µg/L	9,370	761	16,900	4,500	100	U ^b	954	112		--		
	MW-17B-031317	3/13/2017	µg/L	7,350	770	14,100	4,510	200	U ^b	944	1,000	U ^b	--		
	MW-17B-032017	3/20/2017	µg/L	10,700	1,360	21,400	7,910	323		1,210	1,000	U ^b	--		
	MW-17B-033117	3/31/2017	µg/L	9,190	900	17,500	5,910	100	U ^b	1,200	500	U ^b			
	MW-17B-040617	4/6/2017	µg/L	7,780	833	14,900	5,330	200	U ^b	991	1,000	U ^b	--		
	MW-17B-062817	6/28/2017	µg/L	11,200	704	21,600	5,650	200	U ^b	1,150	1,000	U ^b	--		
	MW-17B-090817	9/8/2017	µg/L	11,400	1,240	23,900	8,460	20	U ^b	1,330	201		--		
	MW-17B-120717	12/7/2017	µg/L	10,600	1,060	14,900	9,210	10	U ^b	1,140	178		--		
	MW-17B-030718	3/7/2018	µg/L	8,830	1,110	20,200	8,220	50	U ^b	960	250	U ^b	--		
	MW-17B-060718	6/7/2018	µg/L	8,910	1,250	20,200	9,130	20	U ^b	1,230	206		--		
	MW-17B-080218	8/2/2018	µg/L	9,470	1,190	23,200	8,530	200	U ^b	863	1,000	U ^b	--		
	MW-17B-091118	9/11/2018	µg/L	8,180	1,370	20,200	9,660	50	U ^b	832	250	U ^b	--		
	MW-17B-110218	11/2/2018	µg/L	7,770	1,080	12,700	7,380	20	U ^b	841	113		--		
	MW-17B-120518	12/5/2018	µg/L	6,860	1,010	24,400	8,550	50	U ^b	690	250	U ^b	--		
	MW-17B-021919	2/19/2019	µg/L	7,810	1,140	20,200	8,330	1	U	410	181		--		
	MW-17B-030519	3/5/2019	µg/L	8,360	1,370	22,400	9,180	50	U ^b	308	261		--		

Table 4B. Analytical Results for Groundwater, Historical
Products (SE) Pipe Line Corporation
Lewis Drive Remediation Site, Belton, South Carolina
Site ID #18693 "Kinder Morgan Belton Pipeline Release"

Location	Sample ID	Sample Date	Units	Analyte									
				Benzene	Ethylbenzene	Toluene	Total Xylenes	1,2-DCA	MTBE	Naphthalene	EDB		
		RBSL^a:	µg/L	5.0	700	1,000	10,000	5.0	40	25	0.05		
MW-17B	MW-17B-051419	5/14/2019	µg/L	7,320	1,040	18,500	8,370	25	U ^b	256	201	--	
	MW-17B-060519	6/5/2019	µg/L	7,390	1,220	16,600	8,370	200	U ^b	312	1,000	U ^b	
	MW-17B-082219	8/22/2019	µg/L	7,700	1,570	17,600	9,110	5	U	335	201	--	
	MW-17B-091919	9/19/2019	µg/L	7,700	833	12,000	8,740	10	U ^b	665	195	--	
	MW-17B-110719	11/7/2019	µg/L	7,080	1,080	8,130	6,130	500	U ^b	500	U ^b	2,500	
	MW-17B-121919	12/19/2019	µg/L	6,960	981	7,590	5,170	5	U	582	184	--	
	MW-17B-021220	2/12/2020	µg/L	5,800	1,100	11,400	7,360	100	U ^b	372	500	U ^b	
	MW-17B-031220	3/12/2020	µg/L	6,600	1,230	12,800	8,550	250	U ^b	417	1,250	U ^b	
	--	5/4/2021	--	NS-FP	NS-FP	NS-FP	NS-FP	NS-FP	NS-FP	NS-FP	NS-FP	NS-FP	
	MW-17B-072220	7/22/2020	µg/L	8,180	1,750	22,800	11,200	250	U ^b	250	U ^b	1,250	
	MW-17B-091620	9/16/2020	µg/L	6,130	1,450	15,300	9,710	250	U ^b	250	U ^b	1,250	
	MW-17B-111120	11/11/2020	µg/L	4,020	538	2,590	3,960	100	U ^b	326	500	U ^b	
	MW-17B-012021	1/20/2021	µg/L	5,320	726	3,790	5,150	100	U ^b	341	500	U ^b	
	MW-17B-032521	3/25/2021	µg/L	4,660	906	3,590	5,810	100	U ^b	263	500	U ^b	
	MW-17B-051921	5/19/2021	µg/L	4,340	644	2,140	3,780	100	U ^b	287	500	U ^b	
	MW-17B-071421	7/14/2021	µg/L	3,990	523	1,550	3,210	100	U ^b	249	500	U ^b	
	MW-17B-091721	9/17/2021	µg/L	5,010	857	2,250	4,440	100	U ^b	215	500	U ^b	
	MW-17B-111821	11/18/2021	µg/L	3,720	313	1,540	3,270	100	U ^b	254	500	U ^b	
	MW-17B-030222	3/2/2022	µg/L	4,050	697	1,480	3,910	100	U ^b	169	500	U ^b	
	MW-17B-061422	6/14/2022	µg/L	3,540	659	1,620	3,970	100	U ^b	119	500	U ^b	
	MW-17B-092022	9/20/2022	µg/L	4,470	684	2,060	3,390	100	U ^b	134	500	U ^b	
	MW-17B-121322	12/13/2022	µg/L	3,190	441	1,300	2,420	20	U ^b	80.6	116	--	
MW-18	--	7/27/2015	--	NS-FP	NS-FP	NS-FP	NS-FP	NS-FP	NS-FP	NS-FP	NS-FP	NS-FP	
	--	1/19/2016	--	NS-FP	NS-FP	NS-FP	NS-FP	NS-FP	NS-FP	NS-FP	NS-FP	NS-FP	
	--	11/28/2016	--	NS-FP	NS-FP	NS-FP	NS-FP	NS-FP	NS-FP	NS-FP	NS-FP	NS-FP	
	--	6/26/2017	--	NS-FP	NS-FP	NS-FP	NS-FP	NS-FP	NS-FP	NS-FP	NS-FP	NS-FP	
	--	9/5/2017	--	NS-FP	NS-FP	NS-FP	NS-FP	NS-FP	NS-FP	NS-FP	NS-FP	NS-FP	
	--	12/4/2017	--	NS-FP	NS-FP	NS-FP	NS-FP	NS-FP	NS-FP	NS-FP	NS-FP	NS-FP	
	--	3/5/2018	--	NS-FP	NS-FP	NS-FP	NS-FP	NS-FP	NS-FP	NS-FP	NS-FP	NS-FP	
	--	6/4/2018	--	NS-FP	NS-FP	NS-FP	NS-FP	NS-FP	NS-FP	NS-FP	NS-FP	NS-FP	
	--	9/11/2018	--	NS-FP	NS-FP	NS-FP	NS-FP	NS-FP	NS-FP	NS-FP	NS-FP	NS-FP	
	--	12/3/2018	--	NS-FP	NS-FP	NS-FP	NS-FP	NS-FP	NS-FP	NS-FP	NS-FP	NS-FP	
	MW-18-030719	3/7/2019	µg/L	2.47	8.16	60.4	141	1	U	13.5	72.7	--	
	MW-18-060419	6/4/2019	µg/L	1.46	2.92	20.9	42.0	2.36		13.6	87.5	--	
	MW-18-091819	9/18/2019	µg/L	1	U	1.30	10.7	1	U	15.4	48.7	--	
	MW-18-121819	12/18/2019	µg/L	1	U	1.61	6.60	1.42		3.93	9.59	--	
	MW-18-031320	3/13/2020	µg/L	1	U	1	1.15	1	U	7.16	6.21	J	
	MW-18-070720	7/7/2020	µg/L	1	U	1	1.85	1	U	8.53	29.8	--	
	MW-18-111220	11/12/2020	µg/L	2.12	2.07	6.04	22.8	1	U	12.5	10.2	--	

Table 4B. Analytical Results for Groundwater, Historical
Products (SE) Pipe Line Corporation
Lewis Drive Remediation Site, Belton, South Carolina
Site ID #18693 "Kinder Morgan Belton Pipeline Release"

Location	Sample ID	Sample Date	Units	Analyte												
				Benzene	Ethylbenzene	Toluene	Total Xylenes	1,2-DCA	MTBE	Naphthalene	EDB					
		RBSL ^a :	µg/L	5.0	700	1,000	10,000	5.0	40	25	0.05					
MW-18	MW-18-032621	3/26/2021	µg/L	1.18	1	U	4.35	9.70	1	U	17.1	34.1	--			
	MW-18-071321	7/13/2021	µg/L	2.19	1.26		8.28	16.1	1	U	46.2	72.3	--			
	MW-18-111821	11/18/2021	µg/L	39.9	3.83		312	37.2	10	U ^b	80.2	64.4	--			
	MW-18-030122	3/1/2022	µg/L	49.7	8.34		687	66.6	1	U	39.4	300	--			
	MW-18-092122	9/21/2022	µg/L	44.7	25	U	700	75	U	25	U ^b	74.1	125	U ^b		
	MW-18-121322	12/13/2022	µg/L	160	127		4150	786	5	U	50.9	99.0	--			
MW-19	--	7/27/2015	--	NS-FP	NS-FP	NS-FP	NS-FP	NS-FP	NS-FP	NS-FP	NS-FP	NS-FP	NS-FP			
	MW-19-012116	1/21/2016	µg/L	22.8	18.5		256	437	1	U	1	U	10.7	0.02	U	
	--	11/28/2016	--	NS-IW	NS-IW	NS-IW	NS-IW	NS-IW	NS-IW	NS-IW	NS-IW	NS-IW	NS-IW			
	--	3/13/2017	--	NS-IW	NS-IW	NS-IW	NS-IW	NS-IW	NS-IW	NS-IW	NS-IW	NS-IW	NS-IW			
	--	3/20/2017	--	NS-IW	NS-IW	NS-IW	NS-IW	NS-IW	NS-IW	NS-IW	NS-IW	NS-IW	NS-IW			
	--	3/31/2017	--	NS-IW	NS-IW	NS-IW	NS-IW	NS-IW	NS-IW	NS-IW	NS-IW	NS-IW	NS-IW			
	MW-19-040617	4/6/2017	µg/L	9,810	1,030		25,000	10,300	250	U ^b	250	U ^b	1,250	U ^b	--	
	MW-19-062917	6/29/2017	µg/L	9,410	683		27,200	9,580	200	U ^b	320		1,000	U ^b	--	
	--	9/5/2017	--	NS-IW	NS-IW	NS-IW	NS-IW	NS-IW	NS-IW	NS-IW	NS-IW	NS-IW	NS-IW			
	--	12/4/2017	--	NS-IW	NS-IW	NS-IW	NS-IW	NS-IW	NS-IW	NS-IW	NS-IW	NS-IW	NS-IW			
	--	3/5/2018	--	NS-IW	NS-IW	NS-IW	NS-IW	NS-IW	NS-IW	NS-IW	NS-IW	NS-IW	NS-IW			
	MW-19-060618	6/6/2018	µg/L	8.15	149		385	1,260	1.53		1	U	250	U ^b	--	
	MW-19-071318	7/13/2018	µg/L	1	U	1	U	3	U	1	U	1	U	5	U	--
	MW-19-091318	9/13/2018	µg/L	3.31	3.53		16.0	96.5	1	U	1	U	6.55	--	--	
	MW-19-120518	12/5/2018	µg/L	5	U	8.23	13.7	217	5	U	5	U	25	U	--	
	MW-19-030519	3/5/2019	µg/L	5	U	33.1	19.4	756	5	U	5	U	294	--	--	
	MW-19-060519	6/5/2019	µg/L	5	U	5	U	5	U	5	U	25	U	--	--	
	--	9/16/2019	--	NS-IW	NS-IW	NS-IW	NS-IW	NS-IW	NS-IW	NS-IW	NS-IW	NS-IW	NS-IW			
	MW-19-121719	12/17/2019	µg/L	1	U	1.23	6.08	56.1	1	U	1	U	13.1	--	--	
	MW-19-031220	3/12/2020	µg/L	1	U	1	U	35.1	1	U	1	U	68.4	--	--	
	MW-19-070720	7/7/2020	µg/L	1	U	1	U	3	U	1	U	1	U	5	U	--
	MW-19-111120	11/11/2020	µg/L	3.98	7.87		74.4	252	1	U	1	U	32.2	--	--	
	MW-19-032421	3/24/2021	µg/L	1	U	1	U	2.56	22.7	1	U	1	U	14.1	--	--
	MW-19-071421	7/14/2021	µg/L	2.03	1	U	1.62	6.66	1	U	1	U	5	U	--	--
	--	11/18/2021	--	NS-IW	NS-IW	NS-IW	NS-IW	NS-IW	NS-IW	NS-IW	NS-IW	NS-IW	NS-IW			
	MW-19-030122	3/1/2022	µg/L	1	U	1	U	3	U	1	U	1	U	5	U	--
	--	9/19/2022	--	NS-IW	NS-IW	NS-IW	NS-IW	NS-IW	NS-IW	NS-IW	NS-IW	NS-IW	NS-IW			
MW-20	--	7/27/2015	--	NS-FP	NS-FP	NS-FP	NS-FP	NS-FP	NS-FP	NS-FP	NS-FP	NS-FP	NS-FP			
	--	1/19/2016	--	NS-FP	NS-FP	NS-FP	NS-FP	NS-FP	NS-FP	NS-FP	NS-FP	NS-FP	NS-FP			
	--	11/28/2016	--	NS-FP	NS-FP	NS-FP	NS-FP	NS-FP	NS-FP	NS-FP	NS-FP	NS-FP	NS-FP			
	--	3/13/2017	--	NS-FP	NS-FP	NS-FP	NS-FP	NS-FP	NS-FP	NS-FP	NS-FP	NS-FP	NS-FP			
	--	3/20/2017	--	NS-FP	NS-FP	NS-FP	NS-FP	NS-FP	NS-FP	NS-FP	NS-FP	NS-FP	NS-FP			
	--	3/31/2017	--	NS-FP	NS-FP	NS-FP	NS-FP	NS-FP	NS-FP	NS-FP	NS-FP	NS-FP	NS-FP			

Table 4B. Analytical Results for Groundwater, Historical
Products (SE) Pipe Line Corporation
Lewis Drive Remediation Site, Belton, South Carolina
Site ID #18693 "Kinder Morgan Belton Pipeline Release"

Location	Sample ID	Sample Date	Units	Analyte										
				Benzene	Ethylbenzene	Toluene	Total Xylenes	1,2-DCA	MTBE	Naphthalene	EDB			
RBSL ^a :			µg/L	5.0	700	1,000	10,000	5.0	40	25	0.05			
MW-20	--	4/6/2017	--	NS-FP	NS-FP	NS-FP	NS-FP	NS-FP	NS-FP	NS-FP	NS-FP	NS-FP		
	--	5/4/2017	--	NS-FP	NS-FP	NS-FP	NS-FP	NS-FP	NS-FP	NS-FP	NS-FP	NS-FP		
	--	6/26/2017	--	NS-FP	NS-FP	NS-FP	NS-FP	NS-FP	NS-FP	NS-FP	NS-FP	NS-FP		
	--	7/17/2017	--	NS-FP	NS-FP	NS-FP	NS-FP	NS-FP	NS-FP	NS-FP	NS-FP	NS-FP		
	--	8/1/2017	--	NS-FP	NS-FP	NS-FP	NS-FP	NS-FP	NS-FP	NS-FP	NS-FP	NS-FP		
	--	9/5/2017	--	NS-FP	NS-FP	NS-FP	NS-FP	NS-FP	NS-FP	NS-FP	NS-FP	NS-FP		
	--	10/4/2017	--	NS-FP	NS-FP	NS-FP	NS-FP	NS-FP	NS-FP	NS-FP	NS-FP	NS-FP		
	--	11/8/2017	--	NS-FP	NS-FP	NS-FP	NS-FP	NS-FP	NS-FP	NS-FP	NS-FP	NS-FP		
	--	12/4/2017	--	NS-FP	NS-FP	NS-FP	NS-FP	NS-FP	NS-FP	NS-FP	NS-FP	NS-FP		
	--	1/8/2018	--	NS-FP	NS-FP	NS-FP	NS-FP	NS-FP	NS-FP	NS-FP	NS-FP	NS-FP		
	--	2/6/2018	µg/L	NS-OL	NS-OL	NS-OL	NS-OL	NS-OL	NS-OL	NS-OL	NS-OL	NS-OL		
	--	3/6/2018	--	NS-FP	NS-FP	NS-FP	NS-FP	NS-FP	NS-FP	NS-FP	NS-FP	NS-FP		
	--	4/6/2018	--	NS-FP	NS-FP	NS-FP	NS-FP	NS-FP	NS-FP	NS-FP	NS-FP	NS-FP		
	--	5/3/2018	--	NS-FP	NS-FP	NS-FP	NS-FP	NS-FP	NS-FP	NS-FP	NS-FP	NS-FP		
	--	6/4/2018	--	NS-FP	NS-FP	NS-FP	NS-FP	NS-FP	NS-FP	NS-FP	NS-FP	NS-FP		
	MW-20-071218	7/12/2018	µg/L	5,740	1,350	18,100	14,500	100	U ^b	351	500	U ^b	--	
	--	9/10/2018	--	NS-FP	NS-FP	NS-FP	NS-FP	NS-FP	NS-FP	NS-FP	NS-FP	NS-FP	NS-FP	
	--	12/3/2018	--	NS-PS	NS-PS	NS-PS	NS-PS	NS-PS	NS-PS	NS-PS	NS-PS	NS-PS	NS-PS	
	MW-20-021919	2/19/2019	µg/L	6,650	1,080	13,900	11,700	5	U	128	341	--	--	
	MW-20-030519	3/5/2019	µg/L	9,480	1,320	19,200	10,800	100	U ^b	187	500	U ^b	--	
	MW-20-051519	5/15/2019	µg/L	4,180	758	8,970	7,620	100	U ^b	105	636	--	--	
	MW-20-060519	6/5/2019	µg/L	11,200	1,460	22,800	10,200	50	U ^b	174	437	--	--	
	MW-20-082019	8/20/2019	µg/L	7,920	1,160	15,900	10,300	100	U ^b	238	500	U ^b	--	
	--	9/16/2019	--	NS-FP	NS-FP	NS-FP	NS-FP	NS-FP	NS-FP	NS-FP	NS-FP	NS-FP	NS-FP	
	--	11/4/2019	--	NS-FP	NS-FP	NS-FP	NS-FP	NS-FP	NS-FP	NS-FP	NS-FP	NS-FP	NS-FP	
	MW-20-121719	12/17/2019	µg/L	9,710	1,600	28,500	10,000	100	U ^b	100	U ^b	500	U ^b	--
	MW-20-021220	2/12/2020	µg/L	7,420	1,410	24,200	8,710	200	U ^b	200	U ^b	1000	U ^b	--
	MW-20-031220	3/12/2020	µg/L	6,790	1,360	20,100	9,680	250	U ^b	250	U ^b	1250	U ^b	--
	--	5/4/2020	--	NS	NS	NS	NS	NS	NS	NS	NS	NS	NS	NS
	MW-20-070920	7/9/2020	µg/L	8,310	1,770	25,900	10,700	250	U ^b	250	U ^b	1250	U ^b	--
	MW-20-091620	9/16/2020	µg/L	8,370	1,530	23,900	9,940	250	U ^b	250	U ^b	1250	U ^b	--
	MW-20-111120	11/11/2020	µg/L	4,610	1,230	12,900	9,030	250	U ^b	250	U ^b	1250	U ^b	--
	MW-20-012021	1/20/2021	µg/L	3,070	897	10,900	8,620	250	U ^b	250	U ^b	1250	U ^b	--
	MW-20-032421	3/24/2021	µg/L	4,730	1,270	13,100	11,200	250	U ^b	250	U ^b	1250	U ^b	--
	MW-20-051921	5/19/2021	µg/L	4,480	867	10,900	7,890	250	U ^b	250	U ^b	1250	U ^b	--
	MW-20-071421	7/14/2021	µg/L	4,400	745	9,330	7,030	250	U ^b	250	U ^b	1250	U ^b	--
	MW-20-091721	9/17/2021	µg/L	4,890	738	8,850	7,990	250	U ^b	250	U ^b	1250	U ^b	--
	MW-20-111821	11/18/2021	µg/L	6,340	1,010	10,000	11,100	250	U ^b	250	U ^b	1250	U ^b	--
	MW-20-030122	3/1/2022	µg/L	4,610	497	7,920	6,450	250	U ^b	250	U ^b	1250	U ^b	--

Table 4B. Analytical Results for Groundwater, Historical
Products (SE) Pipe Line Corporation
Lewis Drive Remediation Site, Belton, South Carolina
Site ID #18693 "Kinder Morgan Belton Pipeline Release"

Location	Sample ID	Sample Date	Units	Analyte															
				Benzene	Ethylbenzene	Toluene	Total Xylenes	1,2-DCA	MTBE	Naphthalene	EDB								
		RBSL^a:	µg/L	5.0	700	1,000	10,000	5.0	40	25	0.05								
MW-20	MW-20-061422	6/14/2022	µg/L	7,220	988	16,900	7,310	250	U ^b	250	U ^b	1250	U ^b	--					
	MW-20-092022	9/20/2022	µg/L	5,220	1,000	11,600	9,420	100	U ^b	100	U ^b	500	U ^b	--					
	MW-20-121322	12/13/2022	µg/L	7,580	1,060	16,300	8,520	100	U ^b	100	U ^b	500	U ^b	--					
MW-21	MW-21-072715	7/27/2015	µg/L	5	U ^b	5	U	5	U	10	U	5	U ^b	5	U	5	U	0.02	U
	MW-21-012116	1/21/2016	µg/L	1	U	1	U	1	U	2	U	1	U	1	U	1	U	0.02	U
	MW-21-112916	11/29/2016	µg/L	1	U	1	U	1	U	1	U	1	U	1	U	1	U	--	
	MW-21-031417	3/14/2017	µg/L	1	U	1	U	1	U	3	U	1	U	1	U	5	U	--	
	MW-21-032117	3/21/2017	µg/L	1	U	1	U	1	U	3	U	1	U	1	U	5	U	--	
	MW-21-033117	3/31/2017	µg/L	1	U	1	U	1	U	3	U	1	U	1	U	5	U	--	
	MW-21-040617	4/6/2017	µg/L	1	U	1	U	1	U	3	U	1	U	1	U	5	U	--	
	MW-21-062817	6/28/2017	µg/L	1	U	1	U	1	U	3	U	1	U	1	U	5	U	--	
	MW-21-090817	9/8/2017	µg/L	1	U	1	U	1	U	3	U	1	U	1	U	5	U	--	
	MW-21-120717	12/7/2017	µg/L	1	U	1	U	1	U	3	U	1	U	1	U	5	U	--	
	MW-21-030718	3/7/2018	µg/L	1	U	1	U	1	U	3	U	1	U	1	U	5	U	--	
	MW-21-060718	6/7/2018	µg/L	1	U	1	U	1	U	3	U	1	U	1	U	5	U	--	
	MW-21-091118	9/11/2018	µg/L	1	U	1	U	1	U	3	U	1	U	1	U	5	U	--	
	MW-21-120518	12/5/2018	µg/L	1	U	1	U	1	U	3	U	1	U	1	U	5	U	--	
	MW-21-030519	3/5/2019	µg/L	1	U	1	U	1	U	3	U	1	U	1	U	5	U	--	
	MW-21-060519	6/5/2019	µg/L	1	U	1	U	1	U	3	U	1	U	1	U	5	U	--	
	MW-21-091919	9/19/2019	µg/L	1	U	1	U	1	U	3	U	1	U	1	U	5	U	--	
	MW-21-121719	12/17/2019	µg/L	1	U	1	U	1	U	3	U	1	U	1	U	5	U	--	
	MW-21-031220	3/12/2020	µg/L	1	U	1	U	1	U	3	U	1	U	2.77		5	U	--	
	MW-21-070720	7/7/2020	µg/L	1	U	1	U	1	U	3	U	1	U	1.20		5	U	--	
	MW-21-111120	11/11/2020	µg/L	1	U	1	U	1	U	3	U	1	U	1	U	5	U	--	
	MW-21-032421	3/24/2021	µg/L	1	U	1	U	1	U	3	U	1	UJ	2.15		5	U	--	
	MW-21-071521	7/15/2021	µg/L	1	U	1	U	1	U	3	U	1	UJ	2.23		5	U	--	
	MW-21-111821	11/18/2021	µg/L	1	U	1	U	1	U	3	U	1	U	1.71		5	U	--	
	MW-21-030222	3/2/2022	µg/L	1	U	1	U	1	U	3	U	1	U	1.35		5	U	--	
	MW-21-092022	9/20/2022	µg/L	1	U	1	U	1	U	3	U	1	U	1.14		5	U	--	
MW-22	--	7/27/2015	--	NS-IW	NS-IW	NS-IW	NS-IW	NS-IW	NS-IW	NS-IW	NS-IW	NS-IW	NS-IW	NS-IW	NS-IW	NS-IW	NS-IW	NS-IW	
	MW-22-012116	1/21/2016	µg/L	19.8	3.40	47.2	37.4	1	U	1	U	1	U	1	U	1	U	0.02	U
	--	11/28/2016	--	NS-IW	NS-IW	NS-IW	NS-IW	NS-IW	NS-IW	NS-IW	NS-IW	NS-IW	NS-IW	NS-IW	NS-IW	NS-IW	NS-IW	NS-IW	
	--	5/3/2017	--	NS-IW	NS-IW	NS-IW	NS-IW	NS-IW	NS-IW	NS-IW	NS-IW	NS-IW	NS-IW	NS-IW	NS-IW	NS-IW	NS-IW	NS-IW	
	MW-22-062917	6/29/2017	µg/L	234	10	U	125	30	U	10	U ^b	10	U	50	U ^b	--			
	--	7/17/2017	--	NS-IW	NS-IW	NS-IW	NS-IW	NS-IW	NS-IW	NS-IW	NS-IW	NS-IW	NS-IW	NS-IW	NS-IW	NS-IW	NS-IW	NS-IW	
	--	8/1/2017	--	NS-IW	NS-IW	NS-IW	NS-IW	NS-IW	NS-IW	NS-IW	NS-IW	NS-IW	NS-IW	NS-IW	NS-IW	NS-IW	NS-IW	NS-IW	
	--	9/5/2017	--	NS-IW	NS-IW	NS-IW	NS-IW	NS-IW	NS-IW	NS-IW	NS-IW	NS-IW	NS-IW	NS-IW	NS-IW	NS-IW	NS-IW	NS-IW	
	--	10/4/2017	--	NS-IW	NS-IW	NS-IW	NS-IW	NS-IW	NS-IW	NS-IW	NS-IW	NS-IW	NS-IW	NS-IW	NS-IW	NS-IW	NS-IW	NS-IW	
	--	11/8/2017	--	NS-IW	NS-IW	NS-IW	NS-IW	NS-IW	NS-IW	NS-IW	NS-IW	NS-IW	NS-IW	NS-IW	NS-IW	NS-IW	NS-IW	NS-IW	

Table 4B. Analytical Results for Groundwater, Historical
Products (SE) Pipe Line Corporation
Lewis Drive Remediation Site, Belton, South Carolina
Site ID #18693 "Kinder Morgan Belton Pipeline Release"

Location	Sample ID	Sample Date	Units	Analyte														
				Benzene	Ethylbenzene	Toluene	Total Xylenes	1,2-DCA	MTBE	Naphthalene	EDB							
		RBSL^a:	µg/L	5.0	700	1,000	10,000	5.0	40	25	0.05							
MW-22	--	12/4/2017	--	NS-IW	NS-IW	NS-IW	NS-IW	NS-IW	NS-IW	NS-IW	NS-IW	NS-IW	NS-IW	NS-IW	NS-IW	NS-IW	NS-IW	
	--	1/8/2018	--	NS-IW	NS-IW	NS-IW	NS-IW	NS-IW	NS-IW	NS-IW	NS-IW	NS-IW	NS-IW	NS-IW	NS-IW	NS-IW	NS-IW	
	--	2/6/2018	--	NS-IW	NS-IW	NS-IW	NS-IW	NS-IW	NS-IW	NS-IW	NS-IW	NS-IW	NS-IW	NS-IW	NS-IW	NS-IW	NS-IW	
	MW-22-030618	3/6/2018	µg/L	1	U	1	U	1.03	3	U	1	U	1	U	5	U	--	
	MW-22-040618	4/6/2018	µg/L	1	U	1	U	1.76	46.6	1	U	1	U	5	U	--		
	MW-22-050318	5/3/2018	µg/L	1.43		1.79		33.1	426	1	U	1	U	1	U	--		
	MW-22-060518	6/5/2018	µg/L	1	U	1	U	4.27	41.6	1	U	1	U	5	U	--		
	MW-22-071218	7/12/2018	µg/L	1	U	1	U	1	3	U	1	U	1	U	5	U	--	
	MW-22-091318	9/13/2018	µg/L	1	U	1	U	1	3	U	1	U	1	U	5	U	--	
	MW-22-120518	12/5/2018	µg/L	1	U	1	U	1	3	U	1	U	1	U	5	U	--	
	MW-22-030519	3/5/2019	µg/L	1	U	1	U	1	3	U	1	U	1	U	5	U	--	
	MW-22-060519	6/5/2019	µg/L	1	U	1	U	1	3	U	1	U	1	U	5	U	--	
	--	9/16/2019	--	NS-IW	NS-IW	NS-IW	NS-IW	NS-IW	NS-IW	NS-IW	NS-IW	NS-IW	NS-IW	NS-IW	NS-IW	NS-IW	NS-IW	
	MW-22-121819	12/18/2019	µg/L	1	U	1	U	1	3	U	1	U	1	U	5	U	--	
	MW-22-031220	3/12/2020	µg/L	1	U	1	U	1	3	U	1	U	1	U	5	U	--	
	MW-22-070820	7/8/2020	µg/L	1	U	1	U	1	3	U	1	U	1	U	5	U	--	
	--	11/10/2020	--	NS-IW	NS-IW	NS-IW	NS-IW	NS-IW	NS-IW	NS-IW	NS-IW	NS-IW	NS-IW	NS-IW	NS-IW	NS-IW	NS-IW	
	MW-22-032421	3/24/2021	µg/L	1	U	1	U	1	3	U	1	U	1	U	5	U	--	
	MW-22-071421	7/14/2021	µg/L	1	U	1	U	1	3	U	1	U	1	U	5	U	--	
	--	11/18/2021	--	NS-IW	NS-IW	NS-IW	NS-IW	NS-IW	NS-IW	NS-IW	NS-IW	NS-IW	NS-IW	NS-IW	NS-IW	NS-IW	NS-IW	
	MW-22-030122	3/1/2022	µg/L	1	U	1	U	1	3	U	1	U	1	U	5	U	--	
	--	9/19/2022	--	NS-IW	NS-IW	NS-IW	NS-IW	NS-IW	NS-IW	NS-IW	NS-IW	NS-IW	NS-IW	NS-IW	NS-IW	NS-IW	NS-IW	
MW-23	MW-23-072715	7/27/2015	µg/L	5	U ^b	5	U	7.50	10	U	5	U ^b	5	U	5	U	0.02	U
	MW-23-012016	1/20/2016	µg/L	1	U	1	U	1	2	U	1	U	1	U	1	U	0.019	U
	MW-23-120216	12/2/2016	µg/L	450		5	U	14.6	336	5	U ^b	46.4		5.90		--		
	MW-23-031317	3/13/2017	µg/L	709		5	U	23.1	548	5	U ^b	127		25	U ^b	--		
	MW-23-032017	3/20/2017	µg/L	642		10	U	12.7	579	10	U ^b	108		50	U ^b	--		
	MW-23-033117	3/31/2017	µg/L	685		10	U	16.5	624	10	U ^b	130		50	U ^b	--		
	MW-23-040617	4/6/2017	µg/L	432		1	U	6.61	254	1	U	76.5		5	U	--		
	MW-23-062817	6/28/2017	µg/L	131		10	U	10	117	10	U ^b	19.1		5	U	--		
	MW-23-071717	7/17/2017	µg/L	1.20		1	U	1	3	U	1	U	1	U	5	U	--	
	MW-23-080117	8/1/2017	µg/L	132		1	U	6.18	252	1	U	48.1		5	U	--		
	MW-23-090717	9/7/2017	µg/L	1,110		9.25		43.1	999	5	U ^b	141		25	U ^b	--		
	MW-23-100417	10/4/2017	µg/L	703		10	U	17.5	515	10	U ^b	90.1		50	U ^b	--		
	MW-23-110817	11/8/2017	µg/L	788		10	U	21.5	580	10	U ^b	118		50	U ^b	--		
	MW-23-120617	12/6/2017	µg/L	693		10	U	17.0	408	10	U ^b	99.5		50	U ^b	--		
	MW-23-010918	1/9/2018	µg/L	127		10	U	10	137	10	U ^b	69.6		50	U ^b	--		
	MW-23-020618	2/6/2018	µg/L	1.10		1	U	1	3	U	1	U	33.8	5	U	--		
	MW-23-030618	3/6/2018	µg/L	1	U	1	U	1	3	U	1	U	17.5	5	U	--		

Table 4B. Analytical Results for Groundwater, Historical
Products (SE) Pipe Line Corporation
Lewis Drive Remediation Site, Belton, South Carolina
Site ID #18693 "Kinder Morgan Belton Pipeline Release"

Location	Sample ID	Sample Date	Units	Analyte															
				Benzene	Ethylbenzene	Toluene	Total Xylenes	1,2-DCA	MTBE	Naphthalene	EDB								
RBSL ^a :			µg/L	5.0	700	1,000	10,000	5.0	40	25	0.05								
MW-23	MW-23-040618	4/6/2018	µg/L	1	U	1	U	1	U	3	U	1	U	32.0	5	U	--		
	MW-23-050318	5/3/2018	µg/L	1	U	1	U	1	U	3	U	1	U	19.1	5	U	--		
	MW-23-060518	6/5/2018	µg/L	1	U	1	U	1	U	3	U	1	U	5.28	5	U	--		
	MW-23-071218	7/12/2018	µg/L	1	U	1	U	1	U	3	U	1	U	7.05	5	U	--		
	MW-23-080218	8/2/2018	µg/L	17.9		1	U	1	U	10.4		1	U	5.01	5	U	--		
	MW-23-091118	9/11/2018	µg/L	2.30		1	U	1	U	3	U	1	U	11.0	5	U	--		
	MW-23-110218	11/2/2018	µg/L	11.1		1	U	2.48		4.85		1	U	8.35	5	U	--		
	MW-23-120518	12/5/2018	µg/L	1	U	1	U	1	U	3	U	1	U	2.08	5	U	--		
	MW-23-022019	2/20/2019	µg/L	5.34		1	U	2.16		3	U	1	U	7.24	5	U	--		
	MW-23-030519	3/5/2019	µg/L	87.7		1.16		1.35		46.2		1	U	16.5	5	U	--		
	MW-23-051419	5/14/2019	µg/L	412		5.37		20.7		190		1	U	28.0	10.9		--		
	MW-23-060519	6/5/2019	µg/L	520		5	U	5.77		211		5	U	27.7	25	U	--		
	MW-23-082119	8/21/2019	µg/L	1,860		82.8		507		1,190		10	U ^b	88.7	50	U ^b	--		
	MW-23-091919	9/19/2019	µg/L	2,950		192		1,060		2,210		5	U	99.9	38.4		--		
	MW-23-110719	11/7/2019	µg/L	1,200		20	U	94.1		481		20	U ^b	41.7	100	U ^b	--		
	MW-23-122019	12/20/2019	µg/L	575		10.1		12.0		279		1	U	41.8	11.0		--		
	MW-23-021220	2/12/2020	µg/L	408		20	U	20	U	150		20	U ^b	36.3	100	U ^b	--		
	MW-23-031120	3/11/2020	µg/L	349		20	U	20	U	153		20	U ^b	41.0	100	U ^b	--		
	MW-23-050620	5/6/2020	µg/L	1,660		119		1,220		1,430		20	U ^b	25.0	100	U ^b	--		
	MW-23-070920	7/9/2020	µg/L	3,490		239		3,780		2,240		20	U ^b	56.9	100	U ^b	--		
	MW-23-091520	9/15/2020	µg/L	6,380		637		10,100		4,120		20	U ^b	186	100	U ^b	--		
	MW-23-111120	11/11/2020	µg/L	3,290		353		3,430		2,470		20	U ^b	85.1	100	U ^b	--		
	MW-23-012021	1/20/2021	µg/L	1,270		100	U	100	U	359		100	U ^b	100	U ^b	500	U ^b	--	
	MW-23-032421	3/24/2021	µg/L	2,140		153		945		1,380		25	U ^b	25	U	125	U ^b	--	
	MW-23-051921	5/19/2021	µg/L	3,320		367		2,410		2,130		25	U ^b	55.7	125	U ^b	--		
	MW-23-071321	7/13/2021	µg/L	3,020		295		2,100		1,700		25	U ^b	41.2	125	U ^b	--		
	MW-23-091721	9/17/2021	µg/L	4,730		779		4,550		4,530		25	U ^b	55.4	125	U ^b	--		
	MW-23-111821	11/18/2021	µg/L	1,160		25	U	250		450		25	U ^b	26.1	125	U ^b	--		
	MW-23-030222	3/2/2022	µg/L	513		5.18		15.0		98.8		5	U	19.5	J	25	UJ	--	
	MW-23-061422	6/14/2022	µg/L	3,180		368		1100		2110		5	U	20.4		64.7		--	
	MW-23-092022	9/20/2022	µg/L	619		50	U	50	U	150	U	50	U ^b	50	U ^b	250	U ^b	--	
	MW-23-121322	12/13/2022	µg/L	10	U ^b	10	U	10	U	30	U	10	U ^b	10	U	50	U ^b	--	
MW-23B	MW-23B-080515	8/5/2015	µg/L	5	U ^b	5	U	7.00		10	U	5	U ^b	5	U	5	U	0.02	U
	MW-23B-012016	1/20/2016	µg/L	1	U	1	U	3.90		7.10		1	U	1	U	1	U	0.02	U
	MW-23B-120216	12/2/2016	µg/L	1	U	1.40		3.50		11.0		1	U	1	U	1.30		--	
	MW-23B-031317	3/13/2017	µg/L	1	U	1.11		2.63		8.86		1	U	1	U	5	U	--	
	MW-23B-032017	3/20/2017	µg/L	1	U	1.55		2.98		11.7		1	U	1	U	5	U	--	
	MW-23B-033117	3/31/2017	µg/L	1	U	1.24		2.41		8.86		1	U	1	U	5	U	--	
	MW-23B-040617	4/6/2017	µg/L	1	U	1.21		2.41		9.23		1	U	1	U	5	U	--	

Table 4B. Analytical Results for Groundwater, Historical
Products (SE) Pipe Line Corporation
Lewis Drive Remediation Site, Belton, South Carolina
Site ID #18693 "Kinder Morgan Belton Pipeline Release"

Location	Sample ID	Sample Date	Units	Analyte															
				Benzene	Ethylbenzene	Toluene	Total Xylenes	1,2-DCA	MTBE	Naphthalene	EDB								
RBSL ^a :			µg/L	5.0	700	1,000	10,000	5.0	40	25	0.05								
MW-23B	MW-23B-062817	6/28/2017	µg/L	1	U	1	U	1.73		6.20		1	U	1	U	5	U	--	
	MW-23B-090717	9/7/2017	µg/L	1	U	1	U	1.65		5.40		1	U	1	U	5	U	--	
	MW-23B-120617	12/6/2017	µg/L	1	U	1.20		2.48		7.93		1	U	1	U	5	U	--	
	MW-23B-030618	3/6/2018	µg/L	1	U	1.20		4.57		9.14		1	U	1	U	5	U	--	
	MW-23B-060518	6/5/2018	µg/L	1	U	1	U	1.08		4.21		1	U	1	U	5	U	--	
	MW-23B-091118	9/11/2018	µg/L	1	U	1	U	1.24		3	U	1	U	1	U	5	U	--	
	MW-23B-120518	12/5/2018	µg/L	1	U	1	U	1	U	3	U	1	U	1	U	5	U	--	
	MW-23B-030519	3/5/2019	µg/L	1	U	1	U	1	U	3	U	1	U	1	U	5	U	--	
	MW-23B-060519	6/5/2019	µg/L	1	U	1	U	1	U	3	U	1	U	1	U	5	U	--	
	MW-23B-091919	9/19/2019	µg/L	1	U	1	U	1	U	3	U	1	U	1	U	5	U	--	
	MW-23B-121719	12/17/2019	µg/L	1	U	1	U	1	U	3	U	1	U	1	U	5	U	--	
	MW-23B-031220	3/12/2020	µg/L	1	U	1	U	1	U	3	U	1	U	1	U	5	U	--	
	MW-23B-070720	7/7/2020	µg/L	1	U	1	U	1	U	3	U	1	U	1	U	5	U	--	
	MW-23B-111120	11/11/2020	µg/L	1	U	1	U	1	U	3	U	1	U	1	U	5	U	--	
	MW-23B-032421	3/24/2021	µg/L	1	U	1	U	1	U	3	U	1	U	1	U	5	U	--	
	MW-23B-071321	7/13/2021	µg/L	1	U	1	U	1	U	3	U	1	U	1	U	5	U	--	
	MW-23B-111821	11/18/2021	µg/L	1	U	1	U	1	U	3	U	1	U	1	U	5	U	--	
	MW-23B-030222	3/2/2022	µg/L	1	U	1	U	1	U	3	U	1	U	1	U	5	U	--	
	MW-23B-092022	9/20/2022	µg/L	1	U	1	U	1	U	3	U	1	U	1	U	5	U	--	
MW-24	MW-24-080515	8/5/2015	µg/L	5	U ^b	5	U	5	U	10	U	5	U ^b	5	U	5	U	0.02	U
	MW-24-012616	1/26/2016	µg/L	1	U	1	U	1	U	2	U	1	U	1	U	1	U	0.019	U
	MW-24-120716	12/7/2016	µg/L	1	U	1	U	1	U	1	U	1	U	1	U	1	U	--	
	MW-24-062817	6/28/2017	µg/L	28.8		3.96		1.70		22.2		1	U	1	U	5	U	--	
	MW-24-090817	9/8/2017	µg/L	1	U	1	U	1	U	3	U	1	U	1	U	5	U	--	
	MW-24-120617	12/6/2017	µg/L	1	U	1	U	1	U	3	U	1	U	1	U	5	U	--	
	MW-24-030818	3/8/2018	µg/L	1	U	1	U	1	U	3	U	1	U	1	U	5	U	--	
	MW-24-060618	6/6/2018	µg/L	1	U	1	U	1	U	3	U	1	U	1	U	5	U	--	
	MW-24-091218	9/12/2018	µg/L	1	U	1	U	1	U	3	U	1	U	1	U	5	U	--	
	MW-24-120618	12/6/2018	µg/L	1	U	1	U	1	U	3	U	1	U	1	U	5	U	--	
	MW-24-030619	3/6/2019	µg/L	1	U	1	U	1	U	3	U	1	U	1	U	5	U	--	
	MW-24-060519	6/5/2019	µg/L	1	U	1	U	1	U	3	U	1	U	1	U	5	U	--	
	MW-24-091719	9/17/2019	µg/L	1	U	1	U	1	U	3	U	1	U	1	U	5	U	--	
	MW-24-121819	12/18/2019	µg/L	1	U	1	U	1	U	3	U	1	U	1	U	5	U	--	
	MW-24-031020	3/10/2020	µg/L	1	U	1	U	1	U	3	U	1	U	1	U	5	U	--	
	MW-24-070820	7/8/2020	µg/L	1	U	1	U	1	U	3	U	1	U	1	U	5	U	--	
	MW-24-111220	11/12/2020	µg/L	1	U	1	U	1	U	3	U	1	U	1	U	5	U	--	
	MW-24-032421	3/24/2021	µg/L	1	U	1	U	1	U	3	U	1	U	1	U	5	U	--	
	MW-24-071421	7/14/2021	µg/L	1	U	1	U	1	U	3	U	1	U	1	U	5	U	--	
	MW-24-111821	11/18/2021	µg/L	1	U	1	U	1	U	3	U	1	U	1	U	5	U	--	

Table 4B. Analytical Results for Groundwater, Historical
Products (SE) Pipe Line Corporation
Lewis Drive Remediation Site, Belton, South Carolina
Site ID #18693 "Kinder Morgan Belton Pipeline Release"

Location	Sample ID	Sample Date	Units	Analyte															
				Benzene	Ethylbenzene	Toluene	Total Xylenes	1,2-DCA	MTBE	Naphthalene	EDB								
RBSL ^a :			µg/L	5.0	700	1,000	10,000	5.0	40	25	0.05								
MW-24	MW-24-030222	3/2/2022	µg/L	1	U	1	U	1	U	3	U	1	U	1	U	5	U	--	
	MW-24-092122	9/21/2022	µg/L	1	U	1	U	1	U	3	U	1	U	1	U	5	U	--	
MW-24B	MW-24B-080515	8/5/2015	µg/L	5	U ^b	5	U	5	U	10	U	5	U ^b	5	U	5	U	0.02	U
	MW-24B-012616	1/26/2016	µg/L	1	U	1	U	3.30		6.80		1	U	1	U	1	U	0.019	U
	MW-24B-120716	12/7/2016	µg/L	1	U	1	U	2.90		1.60		1	U	1	U	1	U	--	
	MW-24B-062817	6/28/2017	µg/L	28.9		3.89		1.77		20.7		1	U	1	U	5	U	--	
	MW-24B-090817	9/8/2017	µg/L	1	U	1	U	1	U	3	U	1	U	1	U	5	U	--	
	MW-24B-120617	12/6/2017	µg/L	1	U	1	U	1	U	3	U	1	U	1	U	5	U	--	
	MW-24B-030818	3/8/2018	µg/L	1	U	1	U	1	U	3	U	1	U	1	U	5	U	--	
	MW-24B-060618	6/6/2018	µg/L	1	U	1	U	1	U	3	U	1	U	1	U	5	U	--	
	MW-24B-091218	9/12/2018	µg/L	1	U	1	U	1	U	3	U	1	U	1	U	5	U	--	
	MW-24B-120618	12/6/2018	µg/L	1	U	1	U	1	U	3	U	1	U	1	U	5	U	--	
	MW-24B-030619	3/6/2019	µg/L	1	U	1	U	1	U	3	U	1	U	1	U	5	U	--	
	MW-24B-060519	6/5/2019	µg/L	1	U	1	U	1	U	3	U	1	U	1	U	5	U	--	
	MW-24B-091719	9/17/2019	µg/L	1	U	1	U	1	U	3	U	1	U	1	U	5	U	--	
	MW-24B-121819	12/18/2019	µg/L	1	U	1	U	1	U	3	U	1	U	1	U	5	U	--	
	MW-24B-031020	3/10/2020	µg/L	1	U	1	U	1	U	3	U	1	U	1	U	5	U	--	
	MW-24B-070820	7/8/2020	µg/L	1	U	1	U	1	U	3	U	1	U	1	U	5	U	--	
	MW-24B-111220	11/12/2020	µg/L	1	U	1	U	1	U	3	U	1	U	1	U	5	U	--	
	MW-24B-032421	3/24/2021	µg/L	1	U	1	U	1	U	3	U	1	U	1	U	5	U	--	
	MW-24B-071421	7/14/2021	µg/L	1	U	1	U	1	U	3	U	1	U	1	U	5	U	--	
	MW-24B-111821	11/18/2021	µg/L	1.79		1	U	1	U	3	U	1	U	1	U	5	U	--	
	MW-24B-030222	3/2/2022	µg/L	1.27		1	U	1	U	3	U	1	U	1	U	5	U	--	
	MW-24B-092122	9/21/2022	µg/L	1	U	1	U	1	U	3	U	1	U	1	U	5	U	--	
MW-25	MW-25-012716	1/27/2016	µg/L	101		1	U	1	U	115		1	U	1	U	1.80		0.02	U
	MW-25-012716	12/1/2016	µg/L	675		30.2		15.3		619		5	U ^b	5.90		29.7		--	
	MW-25-031417	3/14/2017	µg/L	627		28.6		10.1		668		10	U ^b	10	U	50		U ^b	--
	MW-25-032017	3/20/2017	µg/L	604		20.4		20	U	680		20	U ^b	20	U	100		U ^b	--
	MW-25-033117	3/31/2017	µg/L	673		30.1		12.0		736		10	U ^b	10	U	50		U ^b	--
	MW-25-040617	4/6/2017	µg/L	558		24.3		10	U	682		10	U ^b	10	U	50		U ^b	--
	MW-25-050317	5/3/2017	µg/L	519		49.3		10.1		614		1	U	1	U	43.2		--	
	MW-25-062817	6/28/2017	µg/L	431		34.8		10	U	520		10	U ^b	10	U	50		U ^b	--
	MW-25-071717	7/17/2017	µg/L	230		13.4		10	U	264		10	U ^b	10	U	50		U ^b	--
	MW-25-080117	8/1/2017	µg/L	234		14.4		10	U	277		10	U ^b	10	U	50		U ^b	--
	MW-25-090817	9/8/2017	µg/L	200		12.2		1.27		214		1	U	1	U	10.6		--	
	MW-25-100417	10/4/2017	µg/L	173		16.2		1.73		276		1	U	1.10		6.77		--	
	MW-25-110817	11/8/2017	µg/L	82.9		7.21		1	U	143		1	U	1	U	7.74		--	
	MW-25-120617	12/6/2017	µg/L	23.8		1.84		1	U	60.5		1	U	1	U	5		U	--
	MW-25-010918	1/9/2018	µg/L	72.0		2.74		1	U	111		1	U	1	U	5		U	--

Table 4B. Analytical Results for Groundwater, Historical
Products (SE) Pipe Line Corporation
Lewis Drive Remediation Site, Belton, South Carolina
Site ID #18693 "Kinder Morgan Belton Pipeline Release"

Location	Sample ID	Sample Date	Units	Analyte														
				Benzene	Ethylbenzene	Toluene	Total Xylenes	1,2-DCA	MTBE	Naphthalene	EDB							
RBSL ^a :			µg/L	5.0	700	1,000	10,000	5.0	40	25	0.05							
MW-25	MW-25-020618	2/6/2018	µg/L	10.8	1	U	1	U	19.3	1	U	1	U	5	U	--		
	MW-25-030818	3/8/2018	µg/L	1	U	1	U	1	3	U	1	U	1	U	5	U	--	
	MW-25-040618	4/6/2018	µg/L	1	U	1	U	1	3	U	1	U	1	U	5	U	--	
	MW-25-050318	5/3/2018	µg/L	1	U	1	U	1	3	U	1	U	1	U	5	U	--	
	MW-25-060518	6/5/2018	µg/L	1	U	1	U	1	3	U	1	U	1	U	5	U	--	
	MW-25-071218	7/12/2018	µg/L	1	U	1	U	1	3	U	1	U	1	U	5	U	--	
	MW-25-091218	9/12/2018	µg/L	1	U	1	U	1	3	U	1	U	1	U	5	U	--	
	MW-25-120518	12/5/2018	µg/L	1	U	1	U	1	3	U	1	U	1	U	5	U	--	
	MW-25-030619	3/6/2019	µg/L	1	U	1	U	1	3	U	1	U	1	U	5	U	--	
	MW-25-060519	6/5/2019	µg/L	1	U	1	U	1	3	U	1	U	1	U	5	U	--	
	MW-25-091919	9/19/2019	µg/L	1	U	1	U	1	3	U	1	U	1	U	5	U	--	
	MW-25-121819	12/18/2019	µg/L	1	U	1	U	1	3	U	1	U	1	U	5	U	--	
	MW-25-031020	3/10/2020	µg/L	1	U	1	U	1	3	U	1	U	1	U	5	U	--	
	MW-25-070820	7/8/2020	µg/L	1	U	1	U	1	3	U	1	U	1	U	5	U	--	
	MW-25-111220	11/12/2020	µg/L	1	U	1	U	1	3	U	1	U	1	U	5	U	--	
	MW-25-032521	3/25/2021	µg/L	1	U	1	U	1	3	U	1	U	1	U	5	U	--	
	MW-25-071421	7/14/2021	µg/L	1	U	1	U	1	3	U	1	U	1	U	5	U	--	
	MW-25-111721	11/17/2021	µg/L	2.48		1	U	1	3	U	1	U	1.06		5	U	--	
	MW-25-030122	3/1/2022	µg/L	1	U	1	U	1	3	U	1	U	1	U	5	U	--	
	MW-25-092122	9/21/2022	µg/L	1	U	1	U	1	3	U	1	U	1	U	5	U	--	
MW-25B	MW-25B-012716	1/27/2016	µg/L	1	U	1	U	1	2	U	1	U	1	U	1	U	0.02	U
	MW-25B-120116	12/1/2016	µg/L	1	U	1	U	1	1	U	1	U	1	U	1	U	--	
	MW-25B-031417	3/14/2017	µg/L	1	U	1	U	1	3	U	1	U	1	U	5	U	--	
	MW-25B-032017	3/20/2017	µg/L	1	U	1	U	1	3	U	1	U	1	U	5	U	--	
	MW-25B-033117	3/31/2017	µg/L	1	U	1	U	1	3	U	1	U	1	U	5	U	--	
	MW-25B-040617	4/6/2017	µg/L	1	U	1	U	1	3	U	1	U	1	U	5	U	--	
	MW-25B-062817	6/28/2017	µg/L	1	U	1	U	1	3	U	1	U	1	U	5	U	--	
	MW-25B-090817	9/8/2017	µg/L	1	U	1	U	1	3	U	1	U	1	U	5	U	--	
	MW-25B-120617	12/6/2017	µg/L	1	U	1	U	1	3	U	1	U	1	U	5	U	--	
	MW-25B-030818	3/8/2018	µg/L	1	U	1	U	1	3	U	1	U	1	U	5	U	--	
	MW-25B-060518	6/5/2018	µg/L	1	U	1	U	1	3	U	1	U	1	U	5	U	--	
	MW-25B-091218	9/12/2018	µg/L	1	U	1	U	1	3	U	1	U	1	U	5	U	--	
	MW-25B-120518	12/5/2018	µg/L	1	U	1	U	1	3	U	1	U	1	U	5	U	--	
	MW-25B-030619	3/6/2019	µg/L	1	U	1	U	1	3	U	1	U	1	U	5	U	--	
	MW-25B-060519	6/5/2019	µg/L	1	U	1	U	1	3	U	1	U	1	U	5	U	--	
	MW-25B-091919	9/19/2019	µg/L	1	U	1	U	1	3	U	1	U	1	U	5	U	--	
	MW-25B-121819	12/18/2019	µg/L	1	U	1	U	1	3	U	1	U	1	U	5	U	--	
	MW-25B-031020	3/10/2020	µg/L	1.12		1	U	1	3	U	1	U	1	U	5	U	--	
	MW-25B-070820	7/8/2020	µg/L	1.38		1	U	1	3	U	1	U	1	U	5	U	--	

Table 4B. Analytical Results for Groundwater, Historical

Products (SE) Pipe Line Corporation

Lewis Drive Remediation Site, Belton, South Carolina

Site ID #18693 "Kinder Morgan Belton Pipeline Release"

Location	Sample ID	Sample Date	Units	Analyte															
				Benzene	Ethylbenzene	Toluene	Total Xylenes	1,2-DCA	MTBE	Naphthalene	EDB								
RBSL ^a :			µg/L	5.0	700	1,000	10,000	5.0	40	25	0.05								
MW-25B	MW-25B-111220	11/12/2020	µg/L	3.77	1	U	1	U	3	U	1	U	1	U	5	U	--		
	MW-25B-032521	3/25/2021	µg/L	1.44	1	U	1	U	3	U	1	U	1	U	5	U	--		
	MW-25B-071421	7/14/2021	µg/L	2.29	1	U	1	U	3	U	1	U	1.05		5	U	--		
	MW-25B-111721	11/17/2021	µg/L	1	U	1	U	1	U	3	U	1	U	1	U	5	U	--	
	MW-25B-030222	3/2/2022	µg/L	1	U	1	U	1	U	3	U	1	U	1.56		5	U	--	
	MW-25B-092122	9/21/2022	µg/L	9.55		1	U	1	U	3	U	1	U	2.34		5	UJ	--	
MW-26	MW-26-012016	1/20/2016	µg/L	1	U	1	U	1	U	2	U	1	U	1	U	1	U	0.019	U
	MW-26-120116	12/1/2016	µg/L	1	U	1	U	2.30		1	U	1	U	1	U	1	U	--	
	MW-26-031417	3/14/2017	µg/L	1	U	1	U	1	U	3	U	1	U	1	U	5	U	--	
	MW-26-032017	3/20/2017	µg/L	1	U	1	U	1	U	3	U	1	U	1	U	5	U	--	
	MW-26-033117	3/31/2017	µg/L	1	U	1	U	1	U	3	U	1	U	1	U	5	U	--	
	MW-26-040617	4/6/2017	µg/L	1	U	1	U	1	U	3	U	1	U	1	U	5	U	--	
	MW-26-050317	5/3/2017	µg/L	1	U	1	U	1	U	3	U	1	U	1	U	5	U	--	
	MW-26-062817	6/28/2017	µg/L	1	U	1	U	1	U	3	U	1	U	1	U	5	U	--	
	MW-26-071717	7/17/2017	µg/L	1	U	1	U	1	U	3	U	1	U	1	U	5	U	--	
	MW-26-080117	8/1/2017	µg/L	1	U	1	U	1	U	3	U	1	U	1	U	5	U	--	
	MW-26-090717	9/7/2017	µg/L	1	U	1	U	1	U	3	U	1	U	1	U	5	U	--	
	MW-26-100417	10/4/2017	µg/L	1	U	1	U	1	U	3	U	1	U	1	U	5	U	--	
	MW-26-110817	11/8/2017	µg/L	1	U	1	U	1.17		3	U	1	U	1	U	5	U	--	
	MW-26-120617	12/6/2017	µg/L	1	U	1	U	1	U	3	U	1	U	1	U	5	U	--	
	MW-26-010918	1/9/2018	µg/L	1	U	1.79		6.20		13.8		1	U	1	U	5	U	--	
	MW-26-020618	2/6/2018	µg/L	1	U	1	U	1	U	3	U	1	U	1	U	5	U	--	
	MW-26-030618	3/6/2018	µg/L	1	U	1	U	1	U	3	U	1	U	1	U	5	U	--	
	MW-26-040618	4/6/2018	µg/L	1	U	1	U	1	U	3	U	1	U	1	U	5	U	--	
	MW-26-050318	5/3/2018	µg/L	1	U	1	U	1	U	3	U	1	U	1	U	5	U	--	
	MW-26-060518	6/5/2018	µg/L	1	U	1	U	1	U	3	U	1	U	1	U	5	U	--	
	MW-26-071218	7/12/2018	µg/L	1	U	1	U	1	U	3	U	1	U	1	U	5	U	--	
	MW-26-091118	9/11/2018	µg/L	1	U	1	U	1	U	3	U	1	U	1	U	5	U	--	
	MW-26-120518	12/5/2018	µg/L	1	U	1	U	1	U	3	U	1	U	1	U	5	U	--	
	MW-26-021919	2/19/2019	µg/L	1	U	1	U	1	U	3	U	1	U	1	U	5	U	--	
	MW-26-030519	3/5/2019	µg/L	1	U	1	U	1	U	3	U	1	U	1	U	5	U	--	
	MW-26-051519	5/15/2019	µg/L	1	U	1	U	1	U	3	U	1	U	1	U	5	U	--	
	MW-26-060519	6/5/2019	µg/L	1	U	1	U	1	U	3	U	1	U	1	U	5	U	--	
	MW-26-081919	8/19/2019	µg/L	1	U	1	U	1	U	3	U	1	U	1	U	5	U	--	
	MW-26-091919	9/19/2019	µg/L	1	U	1	U	1	U	3	U	1	U	1	U	5	U	--	
	MW-26-110419	11/4/2019	µg/L	1	U	1	U	1	U	3	U	1	U	1	U	5	U	--	
	MW-26-121719	12/17/2019	µg/L	1	U	1	U	1	U	3	U	1	U	1	U	5	U	--	
	MW-26-021220	2/12/2020	µg/L	1	U	1	U	1	U	3	U	1	U	1	U	5	U	--	
	MW-26-031220	3/12/2020	µg/L	1	U	1	U	1	U	3	U	1	U	1	U	5	U	--	

Table 4B. Analytical Results for Groundwater, Historical
Products (SE) Pipe Line Corporation
Lewis Drive Remediation Site, Belton, South Carolina
Site ID #18693 "Kinder Morgan Belton Pipeline Release"

Location	Sample ID	Sample Date	Units	Analyte															
				Benzene	Ethylbenzene	Toluene	Total Xylenes	1,2-DCA	MTBE	Naphthalene	EDB								
RBSL ^a :			µg/L	5.0	700	1,000	10,000	5.0	40	25	0.05								
MW-26	MW-26-070720	7/7/2020	µg/L	1	U	1	U	1	U	3	U	1	U	1	U	5	U	--	
	MW-26-111120	11/11/2020	µg/L	1	U	1	U	1	U	3	U	1	U	1	U	5	U	--	
	MW-26-032421	3/24/2021	µg/L	1	U	1	U	1	U	3	U	1	U	1	U	5	U	--	
	MW-26-071321	7/13/2021	µg/L	1	U	1	U	1	U	3	U	1	U	1	U	5	U	--	
	MW-26-111821	11/18/2021	µg/L	1	U	1	U	1	U	3	U	1	U	1	U	5	U	--	
	MW-26-030222	3/2/2022	µg/L	1	U	1	U	1	U	3	U	1	U	1	U	5	U	--	
	MW-26-092022	9/20/2022	µg/L	1	U	1	U	1	U	3	U	1	U	1	U	5	U	--	
MW-26B	MW-26B-012016	1/20/2016	µg/L	1	U	1	U	1	U	2	U	1	U	1	U	1	U	0.02	U
	MW-26B-120116	12/1/2016	µg/L	1	U	1	U	1	U	1.30	U	1	U	1	U	1	U	--	
	MW-26B-031417	3/14/2017	µg/L	1	U	1	U	1	U	3	U	1	U	1	U	5	U	--	
	MW-26B-032017	3/20/2017	µg/L	1	U	1	U	1	U	3	U	1	U	1	U	5	U	--	
	MW-26B-033117	3/31/2017	µg/L	1	U	1	U	1	U	3	U	1	U	1	U	5	U	--	
	MW-26B-040617	4/6/2017	µg/L	1	U	1	U	1	U	3	U	1	U	1	U	5	U	--	
	MW-26B-062817	6/28/2017	µg/L	1	U	1	U	1	U	3	U	1	U	1	U	5	U	--	
	MW-26B-090717	9/7/2017	µg/L	1	U	1	U	1	U	3	U	1	U	1	U	5	U	--	
	MW-26B-120617	12/6/2017	µg/L	1	U	1	U	1	U	3	U	1	U	1	U	5	U	--	
	MW-26B-030618	3/6/2018	µg/L	1	U	1	U	1.03	U	3	U	1	U	1	U	5	U	--	
	MW-26B-060518	6/5/2018	µg/L	1	U	1	U	1	U	3	U	1	U	1	U	5	U	--	
	MW-26B-091118	9/11/2018	µg/L	1	U	1	U	1	U	3	U	1	U	1	U	5	U	--	
	MW-26B-120518	12/5/2018	µg/L	1	U	1	U	1	U	3	U	1	U	1	U	5	U	--	
	MW-26B-030519	3/5/2019	µg/L	1	U	1	U	1	U	3	U	1	U	1	U	5	U	--	
	MW-26B-060519	6/5/2019	µg/L	1	U	1	U	1	U	3	U	1	U	1	U	5	U	--	
	MW-26B-091919	9/19/2019	µg/L	1	U	1	U	1	U	3	U	1	U	1	U	5	U	--	
	MW-26B-121719	12/17/2019	µg/L	1	U	1	U	1	U	3	U	1	U	1	U	5	U	--	
	MW-26B-031220	3/12/2020	µg/L	1	U	1	U	1	U	3	U	1	U	1	U	5	U	--	
	MW-26B-070720	7/7/2020	µg/L	1	U	1	U	1	U	3	U	1	U	1	U	5	U	--	
	MW-26B-111120	11/11/2020	µg/L	1	U	1	U	1	U	3	U	1	U	1	U	5	U	--	
	MW-26B-032421	3/24/2021	µg/L	1	U	1	U	1	U	3	U	1	U	1	U	5	U	--	
	MW-26B-071321	7/13/2021	µg/L	1	U	1	U	1	U	3	U	1	U	1	U	5	U	--	
	MW-26B-111821	11/18/2021	µg/L	1	U	1	U	1	U	3	U	1	U	1	U	5	U	--	
	MW-26B-030222	3/2/2022	µg/L	1	U	1	U	1	U	3	U	1	U	1	U	5	U	--	
	MW-26B-092022	9/20/2022	µg/L	1	U	1	U	1	U	3	U	1	U	1	U	5	U	--	
MW-27	MW-27-012716	1/27/2016	µg/L	1	U	1	U	1	U	2	U	1	U	1	U	1	U	0.019	U
	--	11/28/2016	--	NS-IW		NS-IW		NS-IW		NS-IW		NS-IW		NS-IW		NS-IW		NS-IW	
	MW-27-062817	6/28/2017	µg/L	2.69		4.06		3.88		35.9		1	U	1	U	5	U	--	
	MW-27-090817	9/8/2017	µg/L	4.96		5.75		2.13		14.8		1	U	1	U	5	U	--	
	MW-27-120517	12/5/2017	µg/L	6.48		8.23		12.5		20.5		1	U	1	U	5	U	--	
	MW-27-030818	3/8/2018	µg/L	14.5		29.7		62.3		227		1	U	1	U	5	U	--	
	MW-27-060518	6/5/2018	µg/L	5.74		7.74		22.6		70.3		1	U	1	U	5	U	--	

Table 4B. Analytical Results for Groundwater, Historical

Products (SE) Pipe Line Corporation

Lewis Drive Remediation Site, Belton, South Carolina

Site ID #18693 "Kinder Morgan Belton Pipeline Release"

Location	Sample ID	Sample Date	Units	Analyte													
				Benzene	Ethylbenzene	Toluene	Total Xylenes	1,2-DCA	MTBE	Naphthalene	EDB						
			RBSL ^a : µg/L	5.0	700	1,000	10,000	5.0	40	25	0.05						
MW-27	MW-27-091118	9/11/2018	µg/L	2.06	2.94	7.44	25.6	1	U	1	U	5	U	--			
	MW-27-120518	12/5/2018	µg/L	2.96	9.03	23.1	50.3	1	U	1	U	5	U	--			
	MW-27-030519	3/5/2019	µg/L	1	U	1	U	4.05	9.95	1	U	1	U	5	U	--	
	MW-27-060519	6/5/2019	µg/L	1.33	1	U	5.04	11.0	1	U	1	U	5	U	--		
	MW-27-091919	9/19/2019	µg/L	1.04	1	U	1.09	5.00	1	U	1	U	5	U	--		
	MW-27-121819	12/18/2019	µg/L	1.09	1	U	1	U	5.19	1	U	1	U	5	U	--	
	MW-27-031220	3/12/2020	µg/L	1	U	1	U	1	U	3	U	1	U	5	U	--	
	MW-27-070820	7/8/2020	µg/L	1	U	1	U	1	U	3	U	1	U	5	U	--	
	MW-27-111220	11/12/2020	µg/L	1	U	1	U	1	U	3	U	1	U	5	U	--	
	MW-27-032521	3/25/2021	µg/L	1	U	1	U	1	U	3	U	1	U	5	U	--	
	MW-27-071421	7/14/2021	µg/L	1	U	1	U	1	U	3	U	1	U	5	U	--	
	MW-27-111721	11/17/2021	µg/L	1	U	1	U	1	U	3	U	1	U	5	U	--	
	MW-27-030222	3/2/2022	µg/L	1	U	1	U	1	U	3	U	1	U	5	U	--	
	MW-27-092122	9/21/2022	µg/L	1	U	1	U	1	U	3	U	1	U	5	U	--	
MW-27B	MW-27B-051216	5/12/2016	µg/L	1	U	1	U	1	U	1	U	1	U	1	U	0.02	U
	MW-27B-120216	12/2/2016	µg/L	1	U	5.30	9.1	45.7	1	U	1	U	8.90	--			
	MW-27B-062817	6/28/2017	µg/L	1	U	4.04	4.04	32.7	1	U	1	U	6.09	--			
	MW-27B-090717	9/7/2017	µg/L	1	U	3.73	6.35	30.3	1	U	1	U	7.54	--			
	MW-27B-120517	12/5/2017	µg/L	1	U	3.10	5.91	24.8	1	U	1	U	5.81	--			
	MW-27B-030818	3/8/2018	µg/L	1	U	3.44	6.82	28.8	1	U	1	U	5	U	--		
	MW-27B-060518	6/5/2018	µg/L	1	U	3.38	6.18	26.8	1	U	1	U	5.10	--			
	MW-27B-091118	9/11/2018	µg/L	1	U	2.98	5.65	25.0	1	U	1	U	5	U	--		
	MW-27B-120518	12/5/2018	µg/L	1	U	2.47	4.97	21.1	1	U	1	U	5	U	--		
	MW-27B-030519	3/5/2019	µg/L	1	U	2.40	4.76	20.0	1	U	1	U	5	U	--		
	MW-27B-060519	6/5/2019	µg/L	1	U	1.85	3.59	14.7	1	U	1	U	5	U	--		
	MW-27B-091919	9/19/2019	µg/L	1	U	2.05	3.87	16.2	1	U	1	U	5	U	--		
	MW-27B-121719	12/17/2019	µg/L	1	U	2.35	4.27	18.4	1	U	1	U	5	U	--		
	MW-27B-031220	3/12/2020	µg/L	1	U	1.67	3.03	13.1	1	U	1	U	5	U	--		
	MW-27B-070820	7/8/2020	µg/L	1	U	1.43	2.48	9.72	1	U	1	U	5	U	--		
	MW-27B-111220	11/12/2020	µg/L	1	U	1.78	3.27	13.6	1	U	1	U	5	U	--		
	MW-27B-032521	3/25/2021	µg/L	1	U	1	U	1	U	3	U	1	U	5	U	--	
	MW-27B-071421	7/14/2021	µg/L	1	U	1	U	1.31	5.63	1	U	1	U	5	U	--	
	MW-27B-111721	11/17/2021	µg/L	1	U	1.27	2.23	9.36	1	U	1	U	5	U	--		
	MW-27B-030222	3/2/2022	µg/L	1	U	1	U	1	U	3	U	1	U	5	U	--	
	MW-27B-092122	9/21/2022	µg/L	1	U	1	U	1.59	7.28	1	U	1	U	5	U	--	
MW-28	MW-28-012716	1/27/2016	µg/L	542	430	3,850	3,370	1	U	4.80	96.3	0.02	U				
	--	11/28/2016	--	NS-IW	NS-IW	NS-IW	NS-IW	NS-IW	NS-IW	NS-IW	NS-IW	NS-IW	NS-IW	NS-IW	NS-IW		
	MW-28-031517	3/15/2017	µg/L	1,120	68.9	3,350	1,370	50	U ^b	50	U ^b	250	U	--			
	--	3/20/2017	--	NS-IW	NS-IW	NS-IW	NS-IW	NS-IW	NS-IW	NS-IW	NS-IW	NS-IW	NS-IW	NS-IW	NS-IW		

Table 4B. Analytical Results for Groundwater, Historical
Products (SE) Pipe Line Corporation
Lewis Drive Remediation Site, Belton, South Carolina
Site ID #18693 "Kinder Morgan Belton Pipeline Release"

Location	Sample ID	Sample Date	Units	Analyte																		
				Benzene	Ethylbenzene	Toluene	Total Xylenes	1,2-DCA	MTBE	Naphthalene	EDB											
		RBSL ^a :	µg/L	5.0	700	1,000	10,000	5.0	40	25	0.05											
MW-28	--	3/31/2017	--	NS-IW	NS-IW	NS-IW	NS-IW	NS-IW	NS-IW	NS-IW	NS-IW	NS-IW	NS-IW	NS-IW	NS-IW	NS-IW						
	--	4/6/2017	--	NS-IW	NS-IW	NS-IW	NS-IW	NS-IW	NS-IW	NS-IW	NS-IW	NS-IW	NS-IW	NS-IW	NS-IW	NS-IW						
	MW-28-050317	5/3/2017	µg/L	65.9	14.5	263	1,010	1	U	2.94	9.33	--										
	MW-28-062817	6/28/2017	µg/L	199	55.0	108	546	1	U	1	U	10.1	--									
	MW-28-071717	7/17/2017	µg/L	219	64.2	85.8	422	1	U	1	U	14.7	--									
	MW-28-080217	8/2/2017	µg/L	219	48.7	52.7	187	1	U	3.46	11.9	--										
	MW-28-090817	9/8/2017	µg/L	130	16.2	175	388	1	U	4.77	13.6	--										
	--	10/4/2017	--	NS-IW	NS-IW	NS-IW	NS-IW	NS-IW	NS-IW	NS-IW	NS-IW	NS-IW	NS-IW	NS-IW	NS-IW	NS-IW						
	--	11/7/2017	--	NS-IW	NS-IW	NS-IW	NS-IW	NS-IW	NS-IW	NS-IW	NS-IW	NS-IW	NS-IW	NS-IW	NS-IW	NS-IW						
	--	12/7/2017	--	NS-IW	NS-IW	NS-IW	NS-IW	NS-IW	NS-IW	NS-IW	NS-IW	NS-IW	NS-IW	NS-IW	NS-IW	NS-IW						
	--	1/9/2018	--	NS-IW	NS-IW	NS-IW	NS-IW	NS-IW	NS-IW	NS-IW	NS-IW	NS-IW	NS-IW	NS-IW	NS-IW	NS-IW						
	MW-28-020618	2/6/2018	µg/L	1	U	1	U	1	U	3	U	1	U	1	U	5	U	--				
	MW-28-030818	3/8/2018	µg/L	10.1	9.92	5.27	21.2	1	U	1	U	5	U	5	U	5	U	--				
	MW-28-040618	4/6/2018	µg/L	16.1	11.6	4.00	23.4	1	U	1	U	5	U	5	U	5	U	--				
	MW-28-050318	5/3/2018	µg/L	8.25	8.82	1.55	24.5	1	U	1	U	5	U	5	U	5	U	--				
	MW-28-060518	6/5/2018	µg/L	3.81	3.77	1.01	16.0	1	U	1	U	5	U	5	U	5	U	--				
	MW-28-071218	7/12/2018	µg/L	3.91	5.19	1.05	8.82	1	U	1	U	5	U	5	U	5	U	--				
	MW-28-091118	9/11/2018	µg/L	28.0	25.2	3.66	4.89	1	U	1	U	5	U	5	U	5	U	--				
	MW-28-120518	12/5/2018	µg/L	13.7	8.04	1.47	3	U	1	U	1	U	5	U	5	U	5	U	--			
	MW-28-030619	3/6/2019	µg/L	1	U	1	U	1	U	3	U	1	U	1	U	5	U	5	U	--		
	MW-28-060519	6/5/2019	µg/L	1	U	1	U	1	U	3	U	1	U	1	U	5	U	5	U	--		
	MW-28-091719	9/17/2019	µg/L	1.68	1	U	1	U	3	U	1	U	1	U	5	U	5	U	--			
	MW-28-121919	12/19/2019	µg/L	23.7	18.3	2.79	4.33	1	U	1	U	5	U	5	U	5	U	5	U	--		
	MW-28-031020	3/10/2020	µg/L	1	U	1	U	1	U	3	U	1	U	1	U	5	U	5	U	--		
	MW-28-070820	7/8/2020	µg/L	1	U	1	U	1	U	3	U	1	U	1	U	5	U	5	U	--		
	MW-28-111220	11/12/2020	µg/L	3.07	1	U	1	U	3	U	1	U	1	U	5	U	5	U	5	U	--	
	MW-28-032521	3/25/2021	µg/L	1.03	1	U	1	U	3	U	1	U	1	U	5	U	5	U	5	U	--	
	MW-28-071421	7/14/2021	µg/L	1	U	1	U	1	U	3	U	1	U	1	U	5	U	5	U	5	U	--
	MW-28-111721	11/17/2021	µg/L	1.18	1	U	1	U	3	U	1	U	1	U	5	U	5	U	5	U	--	
	MW-28-030122	3/1/2022	µg/L	1.22	1	U	1	U	3	U	1	U	1	U	5	U	5	U	5	U	--	
	MW-28-092122	9/21/2022	µg/L	1	U	1	U	1	U	3	U	1	U	1	U	5	U	5	U	5	U	--
MW-29	MW-29-012116	1/21/2016	µg/L	1	U	1	U	1	U	2	U	1	U	1	U	1	U	1	U	0.02	U	
	MW-29-112916	11/29/2016	µg/L	1	U	1	U	1	U	1	U	1	U	1	U	1	U	1	U	--		
	MW-29-031317	3/13/2017	µg/L	1	U	1	U	1	U	3	U	1	U	1	U	5	U	5	U	--		
	MW-29-032017	3/20/2017	µg/L	1	U	1	U	1	U	3	U	1	U	1	U	5	U	5	U	--		
	MW-29-033117	3/31/2017	µg/L	1	U	1	U	1	U	3	U	1	U	1	U	5	U	5	U	--		
	MW-29-040617	4/6/2017	µg/L	1	U	1	U	1	U	3	U	1	U	1	U	5	U	5	U	--		
	MW-29-050317	5/3/2017	µg/L	1	U	1	U	1	U	3	U	1	U	1	U	5	U	5	U	--		
	MW-29-062817	6/28/2017	µg/L	1	U	1	U	1	U	3	U	1	U	1	U	5	U	5	U	--		

Table 4B. Analytical Results for Groundwater, Historical
Products (SE) Pipe Line Corporation
Lewis Drive Remediation Site, Belton, South Carolina
Site ID #18693 "Kinder Morgan Belton Pipeline Release"

Location	Sample ID	Sample Date	Units	Analyte															
				Benzene	Ethylbenzene	Toluene	Total Xylenes	1,2-DCA	MTBE	Naphthalene	EDB								
RBSL ^a :			µg/L	5.0	700	1,000	10,000	5.0	40	25	0.05								
MW-29	MW-29-071717	7/17/2017	µg/L	1	U	1	U	1	U	3	U	1	U	1	U	5	U	--	
	MW-29-080117	8/1/2017	µg/L	1	U	1	U	1	U	3	U	1	U	1	U	5	U	--	
	MW-29-090717	9/7/2017	µg/L	1	U	1	U	1	U	3	U	1	U	1	U	5	U	--	
	MW-29-100417	10/4/2017	µg/L	1	U	1	U	1	U	3	U	1	U	1	U	5	U	--	
	MW-29-110817	11/8/2017	µg/L	1	U	1	U	1	U	3	U	1	U	1	U	5	U	--	
	MW-29-120617	12/6/2017	µg/L	1	U	1	U	1	U	3	U	1	U	1	U	5	U	--	
	MW-29-010918	1/9/2018	µg/L	1	U	1	U	1	U	3	U	1	U	1	U	5	U	--	
	MW-29-020618	2/6/2018	µg/L	1	U	1	U	1	U	3	U	1	U	1	U	5	U	--	
	MW-29-030718	3/7/2018	µg/L	1	U	1	U	1	U	3	U	1	U	1	U	5	U	--	
	MW-29-040618	4/6/2018	µg/L	1	U	1	U	1	U	3	U	1	U	1	U	5	U	--	
	MW-29-050318	5/3/2018	µg/L	1	U	1	U	1	U	3	U	1	U	1	U	5	U	--	
	MW-29-060518	6/5/2018	µg/L	1	U	1	U	1	U	3	U	1	U	1	U	5	U	--	
	MW-29-071218	7/12/2018	µg/L	1	U	1	U	1	U	3	U	1	U	1	U	5	U	--	
	MW-29-091118	9/11/2018	µg/L	1	U	1	U	1	U	3	U	1	U	1	U	5	U	--	
	MW-29-120518	12/5/2018	µg/L	1	U	1	U	1	U	3	U	1	U	1	U	5	U	--	
	MW-29-030519	3/5/2019	µg/L	1	U	1	U	1	U	3	U	1	U	1	U	5	U	--	
	MW-29-060519	6/5/2019	µg/L	1	U	1	U	1	U	3	U	1	U	1	U	5	U	--	
	MW-29-091919	9/19/2019	µg/L	1	U	1	U	1	U	3	U	1	U	1	U	5	U	--	
	MW-29-121719	12/17/2019	µg/L	1	U	1	U	1	U	3	U	1	U	1	U	5	U	--	
	MW-29-031220	3/12/2020	µg/L	1	U	1	U	1	U	3	U	1	U	1	U	5.11		--	
	MW-29-070720	7/7/2020	µg/L	1	U	1	U	1	U	3	U	1	U	1	U	5	U	--	
	MW-29-111120	11/11/2020	µg/L	1	U	1	U	1	U	3	U	1	U	1	U	5	U	--	
	MW-29-032421	3/24/2021	µg/L	1	U	1	U	1	U	3	U	1	U	1	U	5	U	--	
	MW-29-071321	7/13/2021	µg/L	1	U	1	U	1	U	3	U	1	U	1	U	5	U	--	
	MW-29-111821	11/18/2021	µg/L	1	U	1	U	1	U	3	U	1	U	1	U	5	U	--	
	MW-29-030222	3/2/2022	µg/L	1	U	1	U	1	U	3	U	1	U	1	U	5	U	--	
	MW-29-092022	9/20/2022	µg/L	1	U	1	U	1	U	3	U	1	U	1	U	5	U	--	
MW-30	MW-30-012516	1/25/2016	µg/L	1	U	1	U	1	U	2	U	1	U	1	U	1	U	0.02	U
	--	11/28/2016	--	NS-IW		NS-IW		NS-IW		NS-IW		NS-IW		NS-IW		NS-IW		NS-IW	
	MW-30-050417	5/4/2017	µg/L	104		3.98		341		161		1	U	1	U	5	U	--	
	MW-30-062917	6/29/2017	µg/L	646		25	U	1,630		736		25	U ^b	25	U	125	U ^b	--	
	MW-30-071717	7/17/2017	µg/L	922		25	U	2,050		1,320		25	U ^b	25	U	125	U ^b	--	
	MW-30-080217	8/2/2017	µg/L	1,240		25.9		1,020		2,230		25	U ^b	25	U	125	U ^b	--	
	--	9/5/2017	--	NS-IW		NS-IW		NS-IW		NS-IW		NS-IW		NS-IW		NS-IW		NS-IW	
	--	10/4/2017	--	NS-IW		NS-IW		NS-IW		NS-IW		NS-IW		NS-IW		NS-IW		NS-IW	
	--	11/8/2017	--	NS-IW		NS-IW		NS-IW		NS-IW		NS-IW		NS-IW		NS-IW		NS-IW	
	--	12/4/2017	--	NS-IW		NS-IW		NS-IW		NS-IW		NS-IW		NS-IW		NS-IW		NS-IW	
	--	1/8/2018	--	NS-IW		NS-IW		NS-IW		NS-IW		NS-IW		NS-IW		NS-IW		NS-IW	
	MW-30-020518	2/5/2018	µg/L	2.20		1	U	1.86		4.10		1	U	1	U	5	U	--	

Table 4B. Analytical Results for Groundwater, Historical
Products (SE) Pipe Line Corporation
Lewis Drive Remediation Site, Belton, South Carolina
Site ID #18693 "Kinder Morgan Belton Pipeline Release"

Location	Sample ID	Sample Date	Units	Analyte														
				Benzene	Ethylbenzene	Toluene	Total Xylenes	1,2-DCA	MTBE	Naphthalene	EDB							
		RBSL^a:	µg/L	5.0	700		1,000		10,000		5.0		40		25		0.05	
MW-30	MW-30-030718	3/7/2018	µg/L	22.1	1	U	8.94		19.1		1	U	2.25		5	U	--	
	MW-30-040618	4/6/2018	µg/L	1.90	1	U	7.38		5.95		1	U	2.22		5	U	--	
	MW-30-050318	5/3/2018	µg/L	1.19	1	U	3.70		3	U	1	U	2.29		5	U	--	
	MW-30-060618	6/6/2018	µg/L	1	U	1	U	1	3	U	1	U	2.58		5	U	--	
	MW-30-071218	7/12/2018	µg/L	1	U	1	U	1	3	U	1	U	2.79		5	U	--	
	--	9/11/2018	--	NS-IW			NS-IW		NS-IW		NS-IW		NS-IW		NS-IW		NS-IW	
	MW-30-120718	12/7/2018	µg/L	1	U	1	U	1	3	U	1	U	1.94		9.22		--	
	MW-30-030719	3/7/2019	µg/L	1	U	1	U	1	3	U	1	U	1	U	5	U	--	
	MW-30-060419	6/4/2019	µg/L	1	U	1	U	1	3	U	1	U	1	U	5	U	--	
	--	9/16/2019	--	NS-IW			NS-IW		NS-IW		NS-IW		NS-IW		NS-IW		NS-IW	
	--	12/16/2019	--	NS-IW			NS-IW		NS-IW		NS-IW		NS-IW		NS-IW		NS-IW	
	MW-30-031320	3/13/2020	µg/L	1	U	1	U	1	3	U	1	U	1	U	5	U	--	
	--	7/6/2020	µg/L	NS-SS			NS-SS		NS-SS		NS-SS		NS-SS		NS-SS		NS-SS	
	--	11/10/2020	µg/L	NS-SS			NS-SS		NS-SS		NS-SS		NS-SS		NS-SS		NS-SS	
	MW-30-032621	3/26/2021	µg/L	1	U	1	U	1	3	U	1	U	1	U	5	U	--	
	--	7/13/2021	µg/L	NS-SS			NS-SS		NS-SS		NS-SS		NS-SS		NS-SS		NS-SS	
	--	11/17/2021	µg/L	NS-SS			NS-SS		NS-SS		NS-SS		NS-SS		NS-SS		NS-SS	
	MW-30-030322	3/3/2022	µg/L	1	U	1	U	1	3	U	1	U	1	U	5	U	--	
MW-31	MW-31-051016	5/10/2016	µg/L	1	U	1	U	1	1	U	1	U	1	U	1	U	0.02	U
	MW-31-112916	11/29/2016	µg/L	1	U	1	U	1	1	U	1	U	1	U	1	U	--	
	MW-31-050317	5/3/2017	µg/L	1	U	1	U	1	3	U	1	U	1	U	5	U	--	
	MW-31-062817	6/28/2017	µg/L	1	U	1	U	1	3	U	1	U	1	U	5	U	--	
	MW-31-071717	7/17/2017	µg/L	1	U	1	U	1	3	U	1	U	1	U	5	U	--	
	MW-31-080117	8/1/2017	µg/L	1	U	1	U	1	3	U	1	U	1	U	5	U	--	
	MW-31-090817	9/8/2017	µg/L	1	U	1	U	1	3	U	1	U	1	U	5	U	--	
	MW-31-100417	10/4/2017	µg/L	1	U	1	U	1	3	U	1	U	1	U	5	U	--	
	MW-31-110817	11/8/2017	µg/L	1	U	1	U	1	3	U	1	U	1	U	5	U	--	
	MW-31-120617	12/6/2017	µg/L	1	U	1	U	1	3	U	1	U	1	U	5	U	--	
	MW-31-010918	1/9/2018	µg/L	1	U	1	U	1	3	U	1	U	1	U	5	U	--	
	MW-31-020618	2/6/2018	µg/L	1	U	1	U	1	3	U	1	U	1	U	5	U	--	
	MW-31-030718	3/7/2018	µg/L	1	U	1	U	1	3	U	1	U	1	U	5	U	--	
	MW-31-040618	4/6/2018	µg/L	1	U	1	U	1	3	U	1	U	1	U	5	U	--	
	MW-31-050318	5/3/2018	µg/L	1	U	1	U	1	3	U	1	U	1	U	5	U	--	
	MW-31-060618	6/6/2018	µg/L	1	U	1	U	1	3	U	1	U	1	U	5	U	--	
	MW-31-071318	7/13/2018	µg/L	1	U	1	U	1	3	U	1	U	1	U	5	U	--	
	MW-31-091218	9/12/2018	µg/L	1	U	1	U	1	3	U	1	U	1	U	5	U	--	
	MW-31-120618	12/6/2018	µg/L	1	U	1	U	1	3	U	1	U	1	U	5	U	--	
	MW-31-030619	3/6/2019	µg/L	1	U	1	U	1	3	U	1	U	1	U	5	U	--	
	MW-31-060519	6/5/2019	µg/L	1	U	1	U	1	3	U	1	U	1	U	5	U	--	

Table 4B. Analytical Results for Groundwater, Historical
Products (SE) Pipe Line Corporation
Lewis Drive Remediation Site, Belton, South Carolina
Site ID #18693 "Kinder Morgan Belton Pipeline Release"

Location	Sample ID	Sample Date	Units	Analyte															
				Benzene	Ethylbenzene	Toluene	Total Xylenes	1,2-DCA	MTBE	Naphthalene	EDB								
		RBSL ^a :	µg/L	5.0	700	1,000	10,000	5.0	40	25	0.05								
MW-31	MW-31-091819	9/18/2019	µg/L	1	U	1	U	1	U	3	U	1	U	1	U	5	U	--	
	MW-31-121819	12/18/2019	µg/L	1	U	1	U	1	U	3	U	1	U	1	U	5	U	--	
	MW-31-031120	3/11/2020	µg/L	1	U	1	U	1	U	3	U	1	U	1	U	5	U	--	
	--	7/6/2020	µg/L	NS-SS		NS-SS		NS-SS		NS-SS		NS-SS		NS-SS		NS-SS		NS-SS	
	--	11/10/2020	µg/L	NS-SS		NS-SS		NS-SS		NS-SS		NS-SS		NS-SS		NS-SS		NS-SS	
	MW-31-032521	3/25/2021	µg/L	1	U	1	U	1	U	3	U	1	U	1	U	5	U	--	
	--	7/13/2021	µg/L	NS-SS		NS-SS		NS-SS		NS-SS		NS-SS		NS-SS		NS-SS		NS-SS	
	--	11/17/2021	µg/L	NS-SS		NS-SS		NS-SS		NS-SS		NS-SS		NS-SS		NS-SS		NS-SS	
	MW-31-030222	3/2/2022	µg/L	1	U	1	U	1	U	3	U	1	U	1	U	5	U	--	
MW-31B	MW-31B-051116	5/11/2016	µg/L	1	U	1	U	2.70		1	U	1	U	1	U	1	U	0.02	U
	MW-31B-030222	3/2/2022	µg/L	1	U	1	U	1	U	3	U	1	U	1	U	5	U	--	
MW-32	MW-32-051016	5/10/2016	µg/L	1	U	1	U	1	U	1	U	1	U	1	U	1	U	0.02	U
	MW-32-120616	12/6/2016	µg/L	1	U	1	U	1	U	1	U	1	U	1	U	1	U	--	
	MW-32-062917	6/29/2017	µg/L	1	U	1	U	1	U	3	U	1	U	1	U	5	U	--	
	MW-32-090817	9/8/2017	µg/L	1	U	1	U	1	U	3	U	1	U	1	U	5	U	--	
	MW-32-120717	12/7/2017	µg/L	1	U	1	U	1	U	3	U	1	U	1	U	5	U	--	
	MW-32-030718	3/7/2018	µg/L	1	U	1	U	1	U	3	U	1	U	1	U	5	U	--	
	MW-32-060618	6/6/2018	µg/L	1	U	1	U	1	U	3	U	1	U	1	U	5	U	--	
	MW-32-091218	9/12/2018	µg/L	1	U	1	U	1	U	3	U	1	U	1	U	5	U	--	
	MW-32-120618	12/6/2018	µg/L	1	U	1	U	1	U	3	U	1	U	1	U	5	U	--	
	MW-32-030719	3/7/2019	µg/L	1	U	1	U	1	U	3	U	1	U	1	U	5	U	--	
	MW-32-060419	6/4/2019	µg/L	1	U	1	U	1	U	3	U	1	U	1	U	5	U	--	
	MW-32-091819	9/18/2019	µg/L	1	U	1	U	1	U	3	U	1	U	1	U	5	U	--	
	MW-32-121819	12/18/2019	µg/L	1	U	1	U	1	U	3	U	1	U	1	U	5	U	--	
	MW-32-031320	3/13/2020	µg/L	1	U	1	U	1	U	3	U	1	U	1	U	5	U	--	
	MW-32-070720	7/7/2020	µg/L	1	U	1	U	1	U	3	U	1	U	1	U	5	U	--	
	MW-32-111220	11/12/2020	µg/L	1	U	1	U	1	U	3	U	1	U	1	U	5	U	--	
	MW-32-032621	3/26/2021	µg/L	1	U	1	U	1	U	3	U	1	U	1	U	5	U	--	
	MW-32-071321	7/13/2021	µg/L	1	U	1	U	1	U	3	U	1	U	1	U	5	U	--	
	MW-32-111821	11/18/2021	µg/L	1	U	1	U	1	U	3	U	1	U	1	U	5	U	--	
	MW-32-030222	3/2/2022	µg/L	1	U	1	U	1	U	3	U	1	U	1	U	5	U	--	
	MW-32-092122	9/21/2022	µg/L	1	U	1	U	1	U	3	U	1	U	1	U	5	U	--	
MW-33	MW-33-051016	5/10/2016	µg/L	1	U	1	U	1	U	1	U	1	U	1	U	1	U	0.02	U
	MW-33-030122	3/1/2022	µg/L	1	U	1	U	1	U	3	U	1	U	1	U	5	U	--	
MW-33T	MW-33T-051016	5/10/2016	µg/L	1	U	1	U	1	U	1	U	1	U	1	U	1	U	0.02	U
	MW-33T-120617	12/6/2017	µg/L	1	U	1	U	1	U	1	U	1	U	1	U	1	U	--	
	MW-33T-030718	3/7/2018	µg/L	1	U	1	U	1	U	3	U	1	U	1	U	5	U	--	
	MW-33T-060618	6/6/2018	µg/L	1	U	1	U	1	U	3	U	1	U	1	U	5	U	--	
	MW-33T-091218	9/12/2018	µg/L	1	U	1	U	1	U	3	U	1	U	1	U	5	U	--	

Table 4B. Analytical Results for Groundwater, Historical
Products (SE) Pipe Line Corporation
Lewis Drive Remediation Site, Belton, South Carolina
Site ID #18693 "Kinder Morgan Belton Pipeline Release"

Location	Sample ID	Sample Date	Units	Analyte														
				Benzene	Ethylbenzene	Toluene	Total Xylenes	1,2-DCA	MTBE	Naphthalene	EDB							
RBSL ^a :			µg/L	5.0	700	1,000	10,000	5.0	40	25	0.05							
MW-33T	MW-33T-120618	12/6/2018	µg/L	1	U	1	U	1	U	3	U	1	U	1	U	5	U	--
	MW-33T-030619	3/6/2019	µg/L	1	U	1	U	1	U	3	U	1	U	1	U	5	U	--
	MW-33T-060519	6/5/2019	µg/L	1	U	1	U	1	U	3	U	1	U	1	U	5	U	--
	MW-33T-091819	9/18/2019	µg/L	1	U	1	U	1	U	3	U	1	U	1	U	5	U	--
	MW-33T-121819	12/18/2019	µg/L	1	U	1	U	1	U	3	U	1	U	1	U	5	U	--
	MW-33T-031120	3/11/2020	µg/L	1	U	1	U	1	U	3	U	1	U	1	U	5	U	--
	MW-33T-070720	7/7/2020	µg/L	1	U	1	U	1	U	3	U	1	U	1	U	5	U	--
	MW-33T-111220	11/12/2020	µg/L	1	U	1	U	1	U	3	U	1	U	1	U	5	U	--
	MW-33T-032521	3/25/2021	µg/L	1	U	1	U	1	U	3	U	1	U	1	U	5	U	--
	MW-33T-071421	7/14/2021	µg/L	1	U	1	U	1	U	3	U	1	U	1	U	5	U	--
	MW-33T-111821	11/18/2021	µg/L	1	U	1	U	1	U	3	U	1	U	1	U	5	U	--
	MW-33T-030222	3/2/2022	µg/L	1	U	1	U	1	U	3	U	1	U	1	U	5	U	--
	MW-33T-092122	9/21/2022	µg/L	1	U	1	U	1	U	3	U	1	U	1	U	5	U	--
MW-34	MW-34-031517	3/15/2017	--	978		33.0		143		218		10	U ^b	157		50	U ^b	--
	MW-34-032017	3/20/2017	µg/L	801		10.0	U	113		305		10	U ^b	149		50	U ^b	--
	MW-34-033117	3/31/2017	µg/L	728		10.0	U	81.4		224		10	U ^b	152		50	U ^b	--
	MW-34-040617	4/6/2017	µg/L	860		1.70		58.6		181		1	U	123		5	U	--
	MW-34-050317	5/3/2017	µg/L	287		2.62		27.2		130		1	U	124		5	U	--
	MW-34-062817	6/28/2017	µg/L	167		4.59		9.30		39.2		1	U	68.3		5	U	--
	MW-34-071717	7/17/2017	µg/L	137		5.83		19.8		69.5		1	U	73.8		5	U	--
	MW-34-080117	8/1/2017	µg/L	517		10	U	31.7		110		10	U ^b	98.3		50	U ^b	--
	MW-34-090817	9/8/2017	µg/L	1,430		6.01		98.0		264		1	U	191		7.33		--
	MW-34-100417	10/4/2017	µg/L	919		10	U	36.8		157		10	U ^b	151		50	U ^b	--
	MW-34-110817	11/8/2017	µg/L	338		10	U	15.3		140		10	U ^b	266		50	U ^b	--
	MW-34-120617	12/6/2017	µg/L	169		10	U	29.7		69.9		10	U ^b	218		50	U ^b	--
	MW-34-010918	1/9/2018	µg/L	147		10	U	13.1		79.8		10	U ^b	246		50	U ^b	--
	MW-34-020618	2/6/2018	µg/L	249		10	U	19.2		88.3		10	U ^b	191		50	U ^b	--
	MW-34-030818	3/8/2018	µg/L	696		7.35		51.6		180		1	U	229		5.84		--
	MW-34-040618	4/6/2018	µg/L	619		2.22		31.9		150		1	U	281		7.77		--
	MW-34-050318	5/3/2018	µg/L	342		10	U	18.1		99.7		10	U ^b	278		50	U ^b	--
	MW-34-060518	6/5/2018	µg/L	63.1		1	U	3.28		19.2		1	U	247		5	U	--
	MW-34-071218	7/12/2018	µg/L	186		2.41		9.34		33.7		1	U	153		5	U	--
	MW-34-080218	8/2/2018	µg/L	414		5.27		32.6		53.6		1	U	147		5	U	--
	MW-34-091218	9/12/2018	µg/L	21.8		1	U	1	U	3	U	1	U	209		5	U	--
	MW-34-110218	11/2/2018	µg/L	75.1		1	U	1.53		8.16		1	U	302		5	U	--
	MW-34-120618	12/6/2018	µg/L	1	U	1	U	1	U	6.63		1	U	271		5	U	--
	MW-34-022019	2/20/2019	µg/L	124		1.13		3.82		15	U	1	U	303		5	U	--
	MW-34-030619	3/6/2019	µg/L	42.4		1	U	1	U	5.32		1	U	242		5	U	--
	MW-34-051519	5/15/2019	µg/L	162		2.18		2.63		14.9		1	U	163		5	U	--

Table 4B. Analytical Results for Groundwater, Historical
Products (SE) Pipe Line Corporation
Lewis Drive Remediation Site, Belton, South Carolina
Site ID #18693 "Kinder Morgan Belton Pipeline Release"

Location	Sample ID	Sample Date	Units	Analyte														
				Benzene	Ethylbenzene	Toluene	Total Xylenes	1,2-DCA	MTBE	Naphthalene	EDB							
		RBSL^a:	µg/L	5.0	700		1,000		10,000		5.0		40		25		0.05	
MW-34	MW-34-060519	6/5/2019	µg/L	36.6	5	U	5	U	15	U	5	U	148	25	U	--		
	MW-34-082219	8/22/2019	µg/L	102	5	U	5	U	15	U	1	U	207	5.05		--		
	MW-34-091919	9/19/2019	µg/L	12.9	1	U	1	U	3	U	1	U	109	5	U	--		
	MW-34-110619	11/6/2019	µg/L	85.5	1.44		1	U	13.9		1	U	169	5	U	--		
	MW-34-122019	12/20/2019	µg/L	157	1.73		1	U	21.0		1	U	173	5	U	--		
	MW-34-021120	2/11/2020	µg/L	5.41	1	U	1	U	3	U	1	U	157	5	U	--		
	MW-34-031020	3/10/2020	µg/L	1.54	1	U	1	U	3.06		1	U	167	5	U	--		
	--	7/6/2020	µg/L	NS-SS	NS-SS		NS-SS		NS-SS		NS-SS		NS-SS	NS-SS	NS-SS		NS-SS	
	--	11/10/2020	µg/L	NS-SS	NS-SS		NS-SS		NS-SS		NS-SS		NS-SS	NS-SS	NS-SS		NS-SS	
	--	3/24/2021	µg/L	No access. Water level too high.														
	--	7/13/2021	µg/L	NS-SS	NS-SS		NS-SS		NS-SS		NS-SS		NS-SS	NS-SS	NS-SS		NS-SS	
	--	11/17/2021	µg/L	NS-SS	NS-SS		NS-SS		NS-SS		NS-SS		NS-SS	NS-SS	NS-SS		NS-SS	
	MW-34-030222	3/2/2022	µg/L	1.13	1	U	1	U	3.34		1	U	51.3	5	U	--		
MW-35	MW-35-051016	5/10/2016	µg/L	1	U	1	U	1	1	U	1	U	1	U	1	U	0.02	U
	MW-35-120116	12/1/2016	µg/L	1	U	1	U	1	1	U	1	U	1	U	1	U	--	
	MW-35-031417	3/14/2017	µg/L	1	U	1	U	1	3	U	1	U	1	U	5	U	--	
	MW-35-032017	3/20/2017	µg/L	1	U	1	U	1	3	U	1	U	1	U	5	U	--	
	MW-35-033117	3/31/2017	µg/L	1	U	1	U	1	3	U	1	U	1	U	5	U	--	
	MW-35-040617	4/6/2017	µg/L	1	U	1	U	1	3	U	1	U	1	U	5	U	--	
	MW-35-050317	5/3/2017	µg/L	1	U	1	U	1	3	U	1	U	1	U	5	U	--	
	MW-35-062817	6/28/2017	µg/L	1	U	1	U	1	3	U	1	U	1	U	5	U	--	
	MW-35-071717	7/17/2017	µg/L	1	U	1	U	1	3	U	1	U	1	U	5	U	--	
	MW-35-080117	8/1/2017	µg/L	1	U	1	U	1	3	U	1	U	1	U	5	U	--	
	MW-35-090817	9/8/2017	µg/L	1	U	1	U	1	3	U	1	U	1	U	5	U	--	
	MW-35-100417	10/4/2017	µg/L	1	U	1	U	1	3	U	1	U	1	U	5	U	--	
	MW-35-110817	11/8/2017	µg/L	1	U	1	U	1	3	U	1	U	1	U	5	U	--	
	MW-35-120617	12/6/2017	µg/L	1	U	1	U	1	3	U	1	U	1	U	5	U	--	
	MW-35-010918	1/9/2018	µg/L	1	U	1	U	1	3	U	1	U	1	U	5	U	--	
	MW-35-020618	2/6/2018	µg/L	1	U	1	U	1	3	U	1	U	1	U	5	U	--	
	MW-35-030818	3/8/2018	µg/L	1	U	1	U	1	3	U	1	U	1	U	5	U	--	
	MW-35-040618	4/6/2018	µg/L	1	U	1	U	1	3	U	1	U	1	U	5	U	--	
	MW-35-050318	5/3/2018	µg/L	1	U	1	U	1	3	U	1	U	1	U	5	U	--	
	MW-35-060618	6/6/2018	µg/L	1	U	1	U	1	3	U	1	U	1	U	5	U	--	
	MW-35-071218	7/12/2018	µg/L	1	U	1	U	1	3	U	1	U	1	U	5	U	--	
	MW-35-091118	9/11/2018	µg/L	1	U	1	U	1	3	U	1	U	1	U	5	U	--	
	MW-35-120518	12/5/2018	µg/L	1	U	1	U	1	3	U	1	U	1	U	5	U	--	
	MW-35-030619	3/6/2019	µg/L	1	U	1	U	1	3	U	1	U	1	U	5	U	--	
	MW-35-060519	6/5/2019	µg/L	1	U	1	U	4.52	3	U	1	U	1	U	5	U	--	
	MW-35-091719	9/17/2019	µg/L	1	U	1	U	1	3	U	1	U	1	U	5	U	--	

Table 4B. Analytical Results for Groundwater, Historical
Products (SE) Pipe Line Corporation
Lewis Drive Remediation Site, Belton, South Carolina
Site ID #18693 "Kinder Morgan Belton Pipeline Release"

Location	Sample ID	Sample Date	Units	Analyte															
				Benzene	Ethylbenzene		Toluene		Total Xylenes	1,2-DCA		MTBE	Naphthalene		EDB				
RBSL ^a :			µg/L	5.0	700		1,000		10,000	5.0		40	25		0.05				
MW-35	MW-35-121719	12/17/2019	µg/L	1	U	1	U	1	U	3	U	1	U	1	U	5	U	--	
	MW-35-031020	3/10/2020	µg/L	1	U	1	U	1	U	3	U	1	U	1	U	5	U	--	
	MW-35-070820	7/8/2020	µg/L	1	U	1	U	1	U	3	U	1	U	1	U	5	U	--	
	MW-35-111220	11/12/2020	µg/L	1	U	1	U	1	U	3	U	1	U	1	U	5	U	--	
	MW-35-032521	3/25/2021	µg/L	1	U	1	U	1	U	3	U	1	U	1	U	5	U	--	
	MW-35-071421	7/14/2021	µg/L	1	U	1	U	1	U	3	U	1	U	1	U	5	U	--	
	MW-35-111821	11/18/2021	µg/L	1	U	1	U	1	U	3	U	1	U	1	U	5	U	--	
	MW-35-030122	3/1/2022	µg/L	1	U	1	U	1	U	3	U	1	U	1	U	5	U	--	
	MW-35-092122	9/21/2022	µg/L	1	U	1	U	1	U	3	U	1	U	1	U	5	U	--	
MW-36	MW-36-051116	5/11/2016	µg/L	1	U	1	U	1	U	1	U	1	U	1	U	1	U	0.02	U
	MW-36-112916	11/29/2016	µg/L	1.30		1	U	6.50		1.10		1	U	1	U	1	U	--	
	MW-36-062917	6/29/2017	µg/L	2.11		1	U	2.28		3	U	1	U	1	U	5	U	--	
	MW-36-090817	9/8/2017	µg/L	4.75		1	U	6.16		4.62		1	U	1	U	5	U	--	
	MW-36-120717	12/7/2017	µg/L	17.5		1	U	30.2		14.4		1	U	1	U	5	U	--	
	MW-36-030718	3/7/2018	µg/L	44.2		10	U	75.2		38.4		10	U ^b	10	U	50	U ^b	--	
	MW-36-060718	6/7/2018	µg/L	184		1	U	208		134		1	U	2.06		5	U	--	
	MW-36-091318	9/13/2018	µg/L	238		1	U	326		238		1	U	1	U	5	U	--	
	MW-36-120618	12/6/2018	µg/L	146		1	U	181		142		1	U	1	U	5	U	--	
	MW-36-021919	2/19/2019	µg/L	708		1	U	186		152		1	U	1	U	5	U	--	
	MW-36-030719	3/7/2019	µg/L	223		1	U	210		161		1	U	2.67		5	U	--	
	MW-36-051519	5/15/2019	µg/L	1,160		5	U	78.4		482		5	U	292		228		--	
	MW-36-060419	6/4/2019	µg/L	1,100		1	U	48.1		428		1	U	1	U	5	U	--	
	MW-36-081919	8/19/2019	µg/L	484		20	U	27.5		197		20	U ^b	20	U	100	U ^b	--	
	MW-36-091919	9/19/2019	µg/L	360		10	U	46.0		188		10	U ^b	10	U	50	U ^b	--	
	MW-36-110419	11/4/2019	µg/L	172		5	U	39.7		78.7		5	U	5	U	25	U	--	
	MW-36-121819	12/18/2019	µg/L	185		1	U	66.2		78.2		1	U	1	U	5	U	--	
	MW-36-021820	2/18/2020	µg/L	300		1	U	200		240		1	U	1	U	50	U ^b	--	
	MW-36-031320	3/13/2020	µg/L	282		1	U	229		211		1	U	1	U	5	U ^b	--	
	MW-36-050620	5/6/2020	µg/L	1.72		1	U	1	U	3	U	1	U	1	U	5	U	--	
	MW-36-070920	7/9/2020	µg/L	4.87		1	U	3.81		4.57		1	U	1.81		5	U	--	
	MW-36-091520	9/15/2020	µg/L	10	U	10	U	10	U	9.18		10	U ^b	10	U	50	U ^b	--	
	MW-36-111220	11/12/2020	µg/L	1	U	1	U	1	U	3	U	1	U	2.68		5	U	--	
	--	1/19/2021	µg/L	No property access.															
	--	3/24/2021	µg/L	No property access.															
	MW-36-051921	5/19/2021	µg/L	1	U	1	U	1	U	3	U	1	U	1.94		5	UJ	--	
	MW-36-071321	7/13/2021	µg/L	1	U	1	U	1	U	3	U	1	UJ	2.06		5	U	--	
	MW-36-091721	9/17/2021	µg/L	1	U	1	U	1	U	3	U	1	UJ	2.05		5	U	--	
	MW-36-111721	11/17/2021	µg/L	1	U	1	U	1	U	3	U	1	U	1.52		5	U	--	
	MW-36-030222	3/2/2022	µg/L	1	U	1	U	1	U	3	U	1	U	1	U	5	U	--	

Table 4B. Analytical Results for Groundwater, Historical
Products (SE) Pipe Line Corporation
Lewis Drive Remediation Site, Belton, South Carolina
Site ID #18693 "Kinder Morgan Belton Pipeline Release"

Location	Sample ID	Sample Date	Units	Analyte															
				Benzene	Ethylbenzene	Toluene	Total Xylenes	1,2-DCA	MTBE	Naphthalene	EDB								
RBSL ^a :			µg/L	5.0	700	1,000	10,000	5.0	40	25	0.05								
MW-36	MW-36-061422	6/14/2022	µg/L	1	U	1	U	1	U	3	U	1	U	1	U	5	U	--	
	MW-36-092022	9/20/2022	µg/L	1	U	1	U	1	U	3	U	1	U	1.14		5	U	--	
	MW-36-121322	12/13/2022	µg/L	1	U	1	U	1	U	3	U	1	U	1	U	5	U	--	
MW-36B	MW-36B-051116	5/11/2016	µg/L	1	U	1	U	7.20		1	U	1	U	1	U	1	U	0.02	U
	MW-36B-112916	11/29/2016	µg/L	1	U	1	U	1.60		1	U	1	U	1	U	1	U	--	
	MW-36B-062917	6/29/2017	µg/L	1	U	1	U	1	U	3	U	1	U	1	U	5	U	--	
	MW-36B-090817	9/8/2017	µg/L	1	U	1	U	1	U	3	U	1	U	1	U	5	U	--	
	MW-36B-120717	12/7/2017	µg/L	1	U	1	U	1	U	3	U	1	U	1	U	5	U	--	
	MW-36B-030718	3/7/2018	µg/L	1	U	1	U	1	U	3	U	1	U	1	U	5	U	--	
	MW-36B-060618	6/7/2018	µg/L	1	U	1	U	1	U	3	U	1	U	1	U	5	U	--	
	MW-36B-091318	9/13/2018	µg/L	1	U	1	U	1	U	3	U	1	U	1	U	5	U	--	
	MW-36B-120618	12/6/2018	µg/L	1	U	1	U	1	U	3	U	1	U	1	U	5	U	--	
	MW-36B-030719	3/7/2019	µg/L	1	U	1	U	1	U	3	U	1	U	1	U	5	U	--	
	MW-36B-060419	6/4/2019	µg/L	1	U	1	U	1	U	3	U	1	U	1	U	5	U	--	
	MW-36B-091919	9/19/2019	µg/L	1	U	1	U	1	U	3	U	1	U	1	U	5	U	--	
	MW-36B-121819	12/18/2019	µg/L	1	U	1	U	1	U	3	U	1	U	1	U	5	U	--	
	MW-36B-031320	3/13/2020	µg/L	1	U	1	U	1	U	3	U	1	U	1	U	5	U	--	
	MW-36B-070720	7/7/2020	µg/L	1	U	1	U	1	U	3	U	1	U	1	U	5	U	--	
	MW-36B-111220	11/12/2020	µg/L	1	U	1	U	1	U	3	U	1	U	1	U	5	U	--	
	--	3/24/2021	µg/L	No property access.															
	MW-36B-071321	7/13/2021	µg/L	1	U	1	U	1	U	3	U	1	U	1	U	5	U	--	
	MW-36B-111721	11/17/2021	µg/L	1	U	1	U	1	U	3	U	1	U	1	U	5	U	--	
	MW-36B-030222	3/2/2022	µg/L	1	U	1	U	1	U	3	U	1	U	1	U	5	U	--	
	MW-36B-092022	9/20/2022	µg/L	1	U	1	U	1	U	3	U	1	U	1	U	5	U	--	
MW-37	MW-37-113016	11/30/2016	µg/L	1	U	1	U	1	U	1	U	1	U	1	U	1	U	--	
	MW-37-062817	6/28/2017	µg/L	1	U	1	U	1	U	3	U	1	U	1.44		5	U	--	
	MW-37-090817	9/8/2017	µg/L	1	U	1	U	1	U	3	U	1	U	1.50		5	U	--	
	MW-37-120617	12/6/2017	µg/L	1	U	1	U	1	U	3	U	1	U	2.93		5	U	--	
	MW-37-030818	3/8/2018	µg/L	1	U	1	U	1	U	3	U	1	U	3.71		5	U	--	
	MW-37-060518	6/5/2018	µg/L	1	U	1	U	1	U	3	U	1	U	5.06		5	U	--	
	MW-37-091218	9/12/2018	µg/L	1	U	1	U	1	U	3	U	1	U	4.30		5	U	--	
	MW-37-120618	12/6/2018	µg/L	1	U	1	U	1	U	3	U	1	U	1	U	5	U	--	
	MW-37-021919	2/19/2019	µg/L	1	U	1	U	1	U	3	U	1	U	1	U	5	U	--	
	MW-37-030619	3/6/2019	µg/L	1	U	1	U	1	U	3	U	1	U	1	U	5	U	--	
	MW-37-051519	5/15/2019	µg/L	1	U	1	U	1	U	3	U	1	U	1	U	5	U	--	
	MW-37-060519	6/5/2019	µg/L	1	U	1	U	1	U	3	U	1	U	1	U	5	U	--	
	MW-37-071819	7/18/2019	µg/L	1	U	1	U	1	U	3	U	1	U	1	U	5	U	--	
	MW-37-082019	8/20/2019	µg/L	1	U	1	U	1	U	3	U	1	U	1	U	5	U	--	
	MW-37-091719	9/17/2019	µg/L	1	U	1	U	1	U	3	U	1	U	1	U	5	U	--	

Table 4B. Analytical Results for Groundwater, Historical
Products (SE) Pipe Line Corporation
Lewis Drive Remediation Site, Belton, South Carolina
Site ID #18693 "Kinder Morgan Belton Pipeline Release"

Location	Sample ID	Sample Date	Units	Analyte														
				Benzene	Ethylbenzene	Toluene	Total Xylenes	1,2-DCA	MTBE	Naphthalene	EDB							
RBSL ^a :			µg/L	5.0	700	1,000	10,000	5.0	40	25	0.05							
MW-37	MW-37-110519	11/5/2019	µg/L	1	U	1	U	1	U	3	U	1	U	1	U	5	U	--
	MW-37-121919	12/19/2019	µg/L	1	U	1	U	3.03		3	U	1	U	1.66		5	U	--
	MW-37-021120	2/11/2020	µg/L	1	U	1	U	1	U	3	U	1	U	2.89		5	U	--
	MW-37-031020	3/10/2020	µg/L	1	U	1	U	1	U	3	U	1	U	2.85		5	U	--
	MW-37-050420	5/4/2020	µg/L	1	U	1	U	1	U	3	U	1	U	1.17		5	U	--
	MW-37-072220	7/22/2020	µg/L	1	U	1	U	1	U	3	U	1	U	1	U	5	U	--
	MW-37-091520	9/15/2020	µg/L	1	U	1	U	1	U	3	U	1	U	1	U	5	U	--
	MW-37-111220	11/12/2020	µg/L	1	U	1	U	1	U	3	U	1	U	1	U	5	U	--
	MW-37-012021	1/20/2021	µg/L	1	U	1	U	1	U	3	U	1	U	1	U	5	U	--
	MW-37-032521	3/25/2021	µg/L	1	U	1	U	1	U	3	U	1	U	1	U	5	U	--
	MW-37-051921	5/19/2021	µg/L	1	U	1	U	1	U	3	U	1	U	2.09		5	U	--
	MW-37-071421	7/14/2021	µg/L	1	U	1	U	1	U	3	U	1	U	1.89		5	U	--
	MW-37-091721	9/17/2021	µg/L	1	U	1	U	1	U	3	U	1	U	5.55		5	U	--
	MW-37-111821	11/18/2021	µg/L	1	U	1	U	1	U	3	U	1	U	8.79		5	U	--
	MW-37-030222	3/2/2022	µg/L	1.49		1	U	1	U	3	U	1	U	9.56		5	U	--
	MW-37-061422	6/14/2022	µg/L	5.89		1	U	1	U	3	U	1	U	7.43		5	U	--
	MW-37-092122	9/21/2022	µg/L	1.12		1	U	1	U	3	U	1	U	8.31		5	U	--
	MW-37-121322	12/13/2022	µg/L	2.78		1	U	1	U	3	U	1	U	7.61		5	U	--
MW-38	MW-38-113016	11/30/2016	µg/L	1	U	1	U	1	U	1	U	1	U	5.50		1	U	--
	MW-38-031417	3/14/2017	µg/L	1	U	1	U	1	U	3	U	1	U	9.14		5	U	--
	MW-38-032017	3/20/2017	µg/L	1	U	1	U	1	U	3	U	1	U	7.55		5	U	--
	MW-38-033117	3/31/2017	µg/L	1	U	1	U	1	U	3	U	1	U	10.2		5	U	--
	MW-38-040617	4/6/2017	µg/L	1	U	1	U	1	U	3	U	1	U	8.06		5	U	--
	MW-38-050317	5/3/2017	µg/L	1	U	1	U	1	U	3	U	1	U	9.08		5	U	--
	MW-38-062817	6/28/2017	µg/L	9.71		1.17		1	U	6.63		1	U	1	U	5	U	--
	MW-38-071717	7/17/2017	µg/L	1	U	1	U	1	U	3	U	1	U	8.59		5	U	--
	MW-38-080117	8/1/2017	µg/L	1	U	1	U	1	U	3	U	1	U	7.25		5	U	--
	MW-38-090817	9/8/2017	µg/L	1	U	1	U	1	U	3	U	1	U	12.9		5	U	--
	MW-38-100417	10/4/2017	µg/L	1.75		1	U	1	U	3	U	1	U	11.2		5	U	--
	MW-38-110817	11/8/2017	µg/L	4.48		1	U	1	U	12.4		1	U	29.2		5	U	--
	MW-38-120617	12/6/2017	µg/L	102		1	U	1	U	86.1		1	U	38.0		5	U	--
	MW-38-010918	1/9/2018	µg/L	311		1	U	2.31		158		1	U	49.4		5	U	--
	MW-38-020618	2/6/2018	µg/L	389		5	U	5	U	208		5	U	48.8		25	U	--
	MW-38-030818	3/8/2018	µg/L	364		5	U	5	U	202		5	U	54.8		25	U	--
	MW-38-040618	4/6/2018	µg/L	347		1	U	2.95		221		1	U	68.8		10.4		--
	MW-38-050318	5/3/2018	µg/L	378		10	U	10	U	212		10	U ^b	62.1		50	U ^b	--
	MW-38-060518	6/5/2018	µg/L	373		1	U	2.49		222		1	U	75.5		9		--
	MW-38-071218	7/12/2018	µg/L	268		1	U	1.27		138		1	U	52.5		7.26		--
	MW-38-091218	9/12/2018	µg/L	157		1	U	1.19		66.5		1	U	38.8		5	U	--

Table 4B. Analytical Results for Groundwater, Historical
Products (SE) Pipe Line Corporation
Lewis Drive Remediation Site, Belton, South Carolina
Site ID #18693 "Kinder Morgan Belton Pipeline Release"

Location	Sample ID	Sample Date	Units	Analyte													
				Benzene	Ethylbenzene	Toluene	Total Xylenes	1,2-DCA	MTBE	Naphthalene	EDB						
		RBSL^a:	µg/L	5.0	700		1,000		10,000		5.0		40		25		0.05
MW-38	MW-38-120618	12/6/2018	µg/L	412	1	U	1.90		236		1	U	89.7		13.7		--
	MW-38-021919	2/19/2019	µg/L	887	1	U	10	U	331		1	U	87.1		14.3		--
	MW-38-030619	3/6/2019	µg/L	849	1	U	2.55		278		1	U	96.7		18.0		--
	MW-38-051519	5/15/2019	µg/L	614	1	U	1.42		178		1	U	95.6		10.1		--
	MW-38-060519	6/5/2019	µg/L	950	100	U	100	U	300	U	100	U ^b	118		500	U ^b	--
	MW-38-071819	7/18/2019	µg/L	1,260	1	U	3.27		308		1	U	104		16.2		--
	MW-38-082019	8/20/2019	µg/L	1,030	10	U	10	U	279		10	U ^b	116		50	U ^b	--
	MW-38-091719	9/17/2019	µg/L	40.2	10	U	10	U	30	U	10	U ^b	88.2		50	U ^b	--
	MW-38-110519	11/5/2019	µg/L	7.33	1	U	1	U	7.01		1	U	64.4		5	U	--
	MW-38-121919	12/19/2019	µg/L	2.19	1	U	1.52		5.85		1	U	80.0		5	U	--
	MW-38-021120	2/11/2020	µg/L	114	1	U	1	U	66.3		1	U	123		5	U	--
	MW-38-031020	3/10/2020	µg/L	411	1.37		2.68		172		1	U	144		5	U	--
	MW-38-050420	5/4/2020	µg/L	858	10	U	10	U	178		10	U ^b	128		50	U ^b	--
	MW-38-072220	7/22/2020	µg/L	3,610	20	U	20	U	620		20	U ^b	302		100	U ^b	--
	MW-38-091520	9/15/2020	µg/L	5	U	5	U	5	15	U	5	U	110		25	U	--
	MW-38-111220	11/12/2020	µg/L	1,690	20	U	20	U	305		20	U ^b	200		100	U ^b	--
	MW-38-012021	1/20/2021	µg/L	1,200	4.22		10.2		219		1	U	193		52.0		--
	MW-38-032521	3/25/2021	µg/L	1,660	2.50		7.43		186		1	U	144		30.3		--
	MW-38-051921	5/19/2021	µg/L	3,230	2.26		5.73		170		1	U	168		26.7	J	--
	MW-38-071421	7/14/2021	µg/L	213	5	U	5	U	25.8		5	U	82.3		25	U	--
	MW-38-091721	9/17/2021	µg/L	1,110	5	U	5.06		122		5	U	165		25	U	--
	MW-38-111821	11/18/2021	µg/L	1,190	50	U	50	U	150	U	50	U ^b	171		250	U ^b	--
	MW-38-030222	3/2/2022	µg/L	1,280	50	U	50	U	150	U	50	U ^b	130		250	U ^b	--
	MW-38-061422	6/14/2022	µg/L	1,210	50	U	50	U	150	U	50	U ^b	73.5		250	U ^b	--
	MW-38-092122	9/21/2022	µg/L	244	1	U	1	U	6.04		1	U	53.9		5.10	J	--
	MW-38-121322	12/13/2022	µg/L	38.7	10	U	10	U	30	U	10	U ^b	47.4		50	U ^b	--
MW-38B	MW-38B-050420	5/4/2020	µg/L	1,030	2.20		5.88		249		1	U	122		11.3		--
	MW-38B-070820	7/8/2020	µg/L	2,580	20	U	20	U	355		20	U ^b	181		100	U ^b	--
	MW-38B-091520	9/15/2020	µg/L	3,680	20	U	20	U	467		20	U ^b	207		100	U ^b	--
	MW-38B-111220	11/12/2020	µg/L	2,770	20	U	20	U	408		20	U ^b	222		100	U ^b	--
	MW-38B-012021	1/20/2021	µg/L	1,930	6.73		16.2		365		1	U	193		72.9		--
	MW-38B-032521	3/25/2021	µg/L	2,260	6.07		13.7		693		1	U	161		59.3		--
	MW-38B-051921	5/19/2021	µg/L	3,370	200	U	200	U	600	U	200	U ^b	200	U ^b	1,000	U ^b	--
	MW-38B-071421	7/14/2021	µg/L	2,550	50	U	50	U	182		50	U ^b	160		250	U ^b	--
	MW-38B-091721	9/17/2021	µg/L	2,960	50	U	50	U	189		50	U ^b	193		250	U ^b	--
	MW-38B-111821	11/18/2021	µg/L	3,380	50	U	50	U	192		50	U ^b	187		250	U ^b	--
	MW-38B-030222	3/2/2022	µg/L	2,790	50	U	50	U	150	U	50	U ^b	134		250	U ^b	--
	MW-38B-061422	6/14/2022	µg/L	3,040	50	U	50	U	150	U	50	U ^b	125		250	U ^b	--

Table 4B. Analytical Results for Groundwater, Historical
Products (SE) Pipe Line Corporation
Lewis Drive Remediation Site, Belton, South Carolina
Site ID #18693 "Kinder Morgan Belton Pipeline Release"

Location	Sample ID	Sample Date	Units	Analyte														
				Benzene	Ethylbenzene	Toluene	Total Xylenes	1,2-DCA	MTBE	Naphthalene	EDB							
		RBSL^a:	µg/L	5.0	700		1,000		10,000		5.0		40		25		0.05	
MW-38B	MW-38B-092122	9/21/2022	µg/L	246	1	U	1.25		7.55		1	U	120		5	UJ	--	
	MW-38B-121322	12/13/2022	µg/L	20	U	20	U	20	U	60	U	20	U ^b	71.2		100	U ^b	--
MW-39	MW-39-120716	12/7/2016	µg/L	6,320			682		1,290		50	U ^b	311		86.0		--	
	MW-39-031417	3/14/2017	µg/L	6,370			431		2,200		10	U ^b	199		117		--	
	MW-39-032017	3/20/2017	µg/L	7,340			704		2,990		100	U ^b	248		500	U ^b	--	
	MW-39-033117	3/31/2017	µg/L	7,540			899		3,140		50	U ^b	272		250	U ^b	--	
	MW-39-040617	4/6/2017	µg/L	6,180			754		3,280		50	U ^b	257		250	U ^b	--	
	MW-39-062817	6/28/2017	µg/L	5,470			58		3,360		20	U ^b	239		100	U ^b	--	
	MW-39-071717	7/17/2017	µg/L	4,690		100	U	3,760	4,580		100	U ^b	344		500	U ^b	--	
	MW-39-080117	8/1/2017	µg/L	4,630		100	U	2,880	4,740		100	U ^b	348		500	U ^b	--	
	MW-39-090817	9/8/2017	µg/L	3,380			10.7		1,040		1	U	376		15.6		--	
	MW-39-100417	10/4/2017	µg/L	1,560		50	U	365	1,350		50	U ^b	305		250	U ^b	--	
	MW-39-110817	11/8/2017	µg/L	878		50	U	123	368		50	U ^b	442		250	U ^b	--	
	MW-39-120617	12/6/2017	µg/L	345		50	U	69	150		50	U ^b	355		250	U ^b	--	
	MW-39-010918	1/9/2018	µg/L	23.8		5	U	5	15	U	5	U	370		25	U	--	
	MW-39-020618	2/6/2018	µg/L	46.9		5	U	5	15	U	5	U	263		25	U	--	
	MW-39-030818	3/8/2018	µg/L	1	U	1	U	1	3	U	1	U	304		5	U	--	
	MW-39-040618	4/6/2018	µg/L	1.00		1	U	1	3	U	1	U	297		5	U	--	
	MW-39-050318	5/3/2018	µg/L	10	U	10	U	10	30	U	10	U ^b	287		50	U ^b	--	
	MW-39-060518	6/5/2018	µg/L	1	U	1	U	1	3	U	1	U	322		5	U	--	
	MW-39-071218	7/12/2018	µg/L	1.00		1	U	1	3	U	1	U	244		5	U	--	
	MW-39-091218	9/12/2018	µg/L	1	U	1	U	1	3	U	1	U	176		5	U	--	
	MW-39-120618	12/6/2018	µg/L	30.6		1	U	7.49	29.3		1	U	156		5	U	--	
	MW-39-021919	2/19/2019	µg/L	1	U	1	U	1	3	U	1	U	53.8		5	U	--	
	MW-39-030619	3/6/2019	µg/L	1.91		1	U	1.01	3	U	1	U	61.0		5	U	--	
	MW-39-051519	5/15/2019	µg/L	1	U	1	U	1	3	U	1	U	89.4		5	U	--	
	MW-39-060519	6/5/2019	µg/L	1	U	1	U	1	3	U	1	U	156		5	U	--	
	MW-39-081919	8/19/2019	µg/L	10.9		1	U	1	5.35		1	U	162		5	U	--	
	MW-39-091919	9/19/2019	µg/L	1.67		1	U	1	3	U	1	U	121		5	U	--	
	MW-39-110419	11/4/2019	µg/L	14.3		1	U	1	7.75		1	U	114		5	U	--	
	MW-39-121819	12/18/2019	µg/L	8.47		1	U	1	7.49		1	U	114		5	U	--	
	MW-39-021120	2/11/2020	µg/L	2.28		1	U	1	5.04		1	U	123		5	U	--	
	MW-39-031020	3/10/2020	µg/L	1	U	1	U	1	3	U	1	U	124		5	U	--	
	--	5/4/2020	--	NS		NS		NS	NS		NS		NS		NS		NS	
	MW-39-070820	7/8/2020	µg/L	3.38		1	U	1	3	U	1	U	87.0		5	U	--	
	MW-39-091520	9/15/2020	µg/L	3.01		1	U	1	3	U	1	U	96.8		5	U	--	
	MW-39-111220	11/12/2020	µg/L	1	U	1	U	1	3.60		1	U	123		5	U	--	
	MW-39-012021	1/20/2021	µg/L	853			23.1		48.8		1	U	90.1		5	U	--	
	MW-39-032521	3/25/2021	µg/L	117		5	U	6.16	21.3		5	U	72.5		25	U	--	

Table 4B. Analytical Results for Groundwater, Historical
Products (SE) Pipe Line Corporation
Lewis Drive Remediation Site, Belton, South Carolina
Site ID #18693 "Kinder Morgan Belton Pipeline Release"

Location	Sample ID	Sample Date	Units	Analyte														
				Benzene	Ethylbenzene	Toluene	Total Xylenes	1,2-DCA	MTBE	Naphthalene	EDB							
			RBSL ^a : µg/L	5.0	700		1,000		10,000		5.0		40		25		0.05	
MW-39	MW-39-051921	5/19/2021	µg/L	266	5	U	5	U	15	U	5	U	75.8		25	U	--	
	MW-39-071421	7/14/2021	µg/L	5	U	5	U	5	U	15	U	5	U	57.7		25	U	--
	MW-39-091721	9/17/2021	µg/L	1.27		1	U	1	U	3	U	1	U	76.1		5	U	--
	MW-39-111821	11/18/2021	µg/L	1	U	1	U	1	U	3	U	1	U	77.2		5	U	--
	MW-39-030222	3/2/2022	µg/L	1	U	1	U	1	U	3	U	1	U	54.7		5	U	--
	MW-39-061422	6/14/2022	µg/L	1	U	1	U	1	U	3	U	1	U	14.3		5	U	--
	MW-39-092122	9/21/2022	µg/L	1.72		1	U	1	U	3	U	1	U	5.69		5	U	--
	MW-39-121322	12/13/2022	µg/L	1	U	1	U	1	U	3	U	1	U	1	U	5	U	--
MW-40	MW-40-120716	12/7/2016	µg/L	6,730		588		7,460		3,390		50	U ^b	373		64.8		--
	MW-40-031417	3/14/2017	µg/L	11,600		1,280		16,100		7,260		50	U ^b	691		250	U ^b	--
	MW-40-032017	3/20/2017	µg/L	12,300		1,330		19,600		7,500		200	U ^b	654		1,000	U ^b	--
	MW-40-033117	3/31/2017	µg/L	13,300		1,500		19,500		8,070		100	U ^b	727		500	U ^b	--
	MW-40-040617	4/6/2017	µg/L	10,400		1,180		16,200		6,570		200	U ^b	650		1,000	U ^b	--
	MW-40-062817	6/28/2017	µg/L	9,250		1,030		19,200		6,540		500	U ^b	590		2,500	U ^b	--
	MW-40-071717	7/17/2017	µg/L	11,400		1,210		25,300		7,430		500	U ^b	727		2,500	U ^b	--
	MW-40-080117	8/1/2017	µg/L	12,000		1,120		23,200		8,070		500	U ^b	631		2,500	U ^b	--
	MW-40-090817	9/8/2017	µg/L	14,300		1,250		28,700		9,250		20	U ^b	716		219		--
	MW-40-100417	10/4/2017	µg/L	13,800		1,000	U ^b	28,800		9,530		1,000	U ^b	1,000	U ^b	5,000	U ^b	--
	MW-40-110817	11/8/2017	µg/L	13,500		1,000	U ^b	23,000		9,290		1,000	U ^b	1,000	U ^b	5,000	U ^b	--
	MW-40-120617	12/6/2017	µg/L	14,300		1,000	U ^b	22,300		10,100		1,000	U ^b	1,000	U ^b	5,000	U ^b	--
	MW-40-010918	1/9/2018	µg/L	12,400		773		22,300		10,200		200	U ^b	497		1,000	U ^b	--
	MW-40-020618	2/6/2018	µg/L	11,100		777		20,300		9,350		200	U ^b	373		1,000	U ^b	--
	MW-40-030818	3/8/2018	µg/L	8,450		498		14,500		7,580		50	U ^b	337		250	U ^b	--
	MW-40-040618	4/6/2018	µg/L	6,710		212		8,350		5,460		100	U ^b	423		500	U ^b	--
	MW-40-050318	5/3/2018	µg/L	2,890		100	U	3,490		3,350		100	U ^b	288		500	U ^b	--
	MW-40-060518	6/5/2018	µg/L	472		16.8		514		1,490		1	U	255		20.4		--
	MW-40-071218	7/12/2018	µg/L	148		6.85		28.7		197		1	U	152		8.62		--
	MW-40-080218	8/2/2018	µg/L	123		4.46		9.67		93.2		1	U	183		5	U	--
	MW-40-091218	9/12/2018	µg/L	28.2		1.67		15.3		14.0		1	U	112		5	U	--
	MW-40-110218	11/2/2018	µg/L	6.40		1	U	2.05		3	U	1	U	76.7		5	U	--
	MW-40-120618	12/6/2018	µg/L	1	U	1	U	1	U	3	U	1	U	36.2		5	U	--
	MW-40-022019	2/20/2019	µg/L	2.68		1	U	1	U	3	U	1	U	7.34		5	U	--
	MW-40-030619	3/6/2019	µg/L	1	U	1	U	1	U	3	U	1	U	3.73		5	U	--
	MW-40-051419	5/14/2019	µg/L	1	U	1	U	1	U	3	U	1	U	2.12		5	U	--
	MW-40-060519	6/5/2019	µg/L	1	U	1	U	1	U	3	U	1	U	1.81		5	U	--
	MW-40-082119	8/21/2019	µg/L	2.56		1	U	1	U	3	U	1	U	1	U	5	U	--
	MW-40-091919	9/19/2019	µg/L	4.50		1	U	3.17		3	U	1	U	1	U	5	U	--
	MW-40-110619	11/6/2019	µg/L	10.1		1	U	13.1		21.4		1	U	2.67		5	U	--
	MW-40-121919	12/19/2019	µg/L	86.1		6.09		86.2		127		1	U	12.6		5	U	--

Table 4B. Analytical Results for Groundwater, Historical
Products (SE) Pipe Line Corporation
Lewis Drive Remediation Site, Belton, South Carolina
Site ID #18693 "Kinder Morgan Belton Pipeline Release"

Location	Sample ID	Sample Date	Units	Analyte														
				Benzene	Ethylbenzene	Toluene	Total Xylenes	1,2-DCA	MTBE	Naphthalene	EDB							
		RBSL^a:	µg/L	5.0	700	1,000	10,000	5.0	40	25	0.05							
MW-40	MW-40-021120	2/11/2020	µg/L	125	1.10	38.7	78.1	1	U	19.2	5	U	--					
	MW-40-031020	3/10/2020	µg/L	195	2.92	53.0	102	1	U	29.9	5	U	--					
	--	5/4/2020	--	NS	NS	NS	NS	NS	NS	NS	NS	NS	NS					
	MW-40-070920	7/9/2020	µg/L	1.24	1	U	1	U	3	U	1	U	17.2	5	U	--		
	MW-40-091620	9/16/2020	µg/L	1	U	1	U	1	U	3	U	1	U	25.0	5	U	--	
	MW-40-111220	11/12/2020	µg/L	1	U	1	U	1	U	3	U	1	U	37.9	5	U	--	
	MW-40-012021	1/20/2021	µg/L	1	U	1	U	1	U	3	U	1	U	17.3	5	U	--	
	MW-40-032421	3/24/2021	µg/L	1	U	1	U	1	U	3	U	1	U	8.88	5	U	--	
	--	5/19/2021	µg/L	No access. Water level too high.														
	MW-40-071421	7/14/2021	µg/L	1	U	1	U	1.16	U	3	U	1	U	11.7	5	U	--	
	--	9/17/2021	µg/L	No access. Water level too high.														
	MW-40-111721	11/17/2021	µg/L	1	U	1	U	1	U	3	U	1	U	5.83	5	U	--	
	MW-40-030122	3/1/2022	µg/L	1	U	1	U	1	U	3	U	1	U	2.19	5	U	--	
	MW-40-061422	6/14/2022	µg/L	1	U	1	U	1	U	3	U	1	U	3.52	5	U	--	
	MW-40-092122	9/21/2022	µg/L	1	U	1	U	1	U	3	U	1	U	1.61	5	U	--	
	MW-40-121322	12/13/2022	µg/L	1	U	1	U	1	U	3	U	1	U	1	U	5	U	--
MW-41	MW-41-120716	12/7/2016	µg/L	212	2	U	2	U	155	2	U	6.70	5.60	--				
	MW-41-031417	3/14/2017	µg/L	469	1.78	1	U	275	1	U	4.34	18.1	--					
	MW-41-032017	3/20/2017	µg/L	424	2.62	1	U	342	1	U	1	U	16.9	--				
	MW-41-033117	3/31/2017	µg/L	449	5	U	5	U	343	5	U ^b	5	U	25	U ^b	--		
	MW-41-040617	4/6/2017	µg/L	470	2.06	1	U	258	1	U	3.84	10.6	--					
	MW-41-062817	6/28/2017	µg/L	292	8.83	2.09	271	1	U	3.36	13.3	--						
	MW-41-071717	7/17/2017	µg/L	487	15.8	3.09	366	1	U	3.62	27.9	--						
	MW-41-080117	8/1/2017	µg/L	371	10	U	10	U	260	10	U ^b	10	U	50	U ^b	--		
	MW-41-090817	9/8/2017	µg/L	189	1.51	1	U	90.0	1	U	3.74	5	U	--				
	MW-41-100417	10/4/2017	µg/L	93.5	1	U	1	U	59.9	1	U	1.84	5	U	--			
	MW-41-110817	11/8/2017	µg/L	99.6	1	U	1	U	56.6	1	U	2.46	5.68	--				
	MW-41-120617	12/6/2017	µg/L	27.6	1	U	1	U	11.1	1	U	1.62	5	U	--			
	MW-41-010918	1/9/2018	µg/L	2.06	1	U	1	U	3	U	1	U	1.43	5	U	--		
	MW-41-020618	2/6/2018	µg/L	1	U	1	U	1	U	3	U	1	U	1	U	5	U	--
	MW-41-030818	3/8/2018	µg/L	1	U	1	U	1	U	3	U	1	U	1	U	5	U	--
	MW-41-040618	4/6/2018	µg/L	1	U	1	U	1	U	3	U	1	U	1	U	5	U	--
	MW-41-050318	5/3/2018	µg/L	1	U	1	U	1	U	3	U	1	U	1	U	5	U	--
	MW-41-060518	6/5/2018	µg/L	1	U	1	U	1	U	3	U	1	U	1	U	5	U	--
	MW-41-071218	7/12/2018	µg/L	1	U	1	U	1	U	3	U	1	U	1	U	5	U	--
	MW-41-091218	9/12/2018	µg/L	1	U	1	U	1	U	3	U	1	U	1	U	5	U	--
	MW-41-120618	12/6/2018	µg/L	1	U	1	U	1	U	3	U	1	U	1	U	5	U	--
	MW-41-021919	2/19/2019	µg/L	1	U	1	U	1	U	3	U	1	U	1	U	5	U	--
	MW-41-030619	3/6/2019	µg/L	1	U	1	U	1	U	3	U	1	U	1	U	5	U	--

Table 4B. Analytical Results for Groundwater, Historical
Products (SE) Pipe Line Corporation
Lewis Drive Remediation Site, Belton, South Carolina
Site ID #18693 "Kinder Morgan Belton Pipeline Release"

Location	Sample ID	Sample Date	Units	Analyte														
				Benzene	Ethylbenzene	Toluene	Total Xylenes	1,2-DCA	MTBE	Naphthalene	EDB							
RBSL ^a :			µg/L	5.0	700	1,000	10,000	5.0	40	25	0.05							
MW-41	MW-41-051519	5/15/2019	µg/L	1	U	1	U	1	U	3	U	1	U	1	U	5	U	--
	MW-41-060519	6/5/2019	µg/L	1	U	1	U	1	U	3	U	1	U	1	U	5	U	--
	MW-41-081919	8/19/2019	µg/L	1	U	1	U	1	U	3	U	1	U	1	U	5	U	--
	MW-41-091919	9/19/2019	µg/L	1	U	1	U	1	U	3	U	1	U	1	U	5	U	--
	MW-41-110419	11/4/2019	µg/L	1	U	1	U	1	U	3	U	1	U	1	U	5	U	--
	MW-41-121819	12/18/2019	µg/L	1	U	1	U	1	U	3	U	1	U	1	U	5	U	--
	MW-41-021120	2/11/2020	µg/L	1	U	1	U	1	U	3	U	1	U	1	U	5	U	--
	MW-41-031020	3/10/2020	µg/L	1	U	1	U	1	U	3	U	1	U	1	U	5	U	--
	--	5/4/2020	--	NS	NS	NS	NS	NS	NS	NS	NS	NS	NS	NS	NS	NS	NS	NS
	MW-41-070820	7/8/2020	µg/L	1	U	1	U	1	U	3	U	1	U	1	U	5	U	--
	MW-41-091520	9/15/2020	µg/L	1	U	1	U	1	U	3	U	1	U	1	U	5	U	--
	MW-41-111220	11/12/2020	µg/L	1	U	1	U	1	U	3	U	1	U	1	U	5	U	--
	MW-41-012021	1/20/2021	µg/L	1	U	1	U	1	U	3	U	1	U	1	U	5	U	--
	MW-41-032521	3/25/2021	µg/L	1	U	1	U	1	U	3	U	1	U	1	U	5	U	--
	MW-41-051921	5/19/2021	µg/L	1	U	1	U	1	U	3	U	1	U	1	U	5	U	--
	MW-41-071421	7/14/2021	µg/L	1	U	1	U	1	U	3	U	1	U	1	U	5	U	--
	MW-41-091721	9/17/2021	µg/L	1	U	1	U	1	U	3	U	1	UJ	1	U	5	U	--
	MW-41-111721	11/17/2021	µg/L	1	U	1	U	1	U	3	U	1	U	1	U	5	U	--
	MW-41-030222	3/2/2022	µg/L	1	U	1	U	1	U	3	U	1	U	1	U	5	U	--
	MW-41-061422	6/14/2022	µg/L	1	U	1	U	1	U	3	U	1	U	1	U	5	U	--
	MW-41-092122	9/21/2022	µg/L	1	U	1	U	1	U	3	U	1	U	1	U	5	UJ	--
	MW-41-121322	12/13/2022	µg/L	1	U	1	U	1	U	3	U	1	U	1	U	5	U	--
MW-42	MW-42-120716	12/7/2016	µg/L	3.80		1	U	1	U	2.70		1	U	1	U	1	U	--
	MW-42-031417	3/14/2017	µg/L	19.3		1	U	1	U	3	U	1	U	1.12		5	U	--
	MW-42-032017	3/20/2017	µg/L	59.6		1	U	1	U	16.9		1	U	1.24		5	U	--
	MW-42-033117	3/31/2017	µg/L	135		1	U	1	U	73.8		1	U	1	U	5.19		--
	MW-42-040617	4/6/2017	µg/L	93.5		1	U	1	U	53.3		1	U	1.18		5	U	--
	MW-42-062817	6/28/2017	µg/L	15.1		1	U	1	U	11.7		1	U	1.25		5	U	--
	MW-42-090817	9/8/2017	µg/L	143		1	U	1	U	100		1	U	1.51		5.52		--
	MW-42-120617	12/6/2017	µg/L	9.82		1	U	1	U	45.0		1	U	1.24		5	U	--
	MW-42-030818	3/8/2018	µg/L	1.02		1	U	1	U	3	U	1	U	1	U	5	U	--
	MW-42-060518	6/5/2018	µg/L	1	U	1	U	1	U	3	U	1	U	1	U	5	U	--
	MW-42-091218	9/12/2018	µg/L	1	U	1	U	1	U	3	U	1	U	1	U	5	U	--
	MW-42-120618	12/6/2018	µg/L	1	U	1	U	1	U	3	U	1	U	1	U	5	U	--
	MW-42-030619	3/6/2019	µg/L	1	U	1	U	1	U	3	U	1	U	1	U	5	U	--
	MW-42-060519	6/5/2019	µg/L	1	U	1	U	1	U	3	U	1	U	1	U	5	U	--
	MW-42-091919	9/19/2019	µg/L	1	U	1	U	1	U	3	U	1	U	1	U	5	U	--
	MW-42-121819	12/18/2019	µg/L	1	U	1	U	1	U	3	U	1	U	1	U	5	U	--
	MW-42-031020	3/10/2020	µg/L	1	U	1	U	1	U	3	U	1	U	1	U	5	U	--

Table 4B. Analytical Results for Groundwater, Historical
Products (SE) Pipe Line Corporation
Lewis Drive Remediation Site, Belton, South Carolina
Site ID #18693 "Kinder Morgan Belton Pipeline Release"

Location	Sample ID	Sample Date	Units	Analyte														
				Benzene	Ethylbenzene	Toluene	Total Xylenes	1,2-DCA	MTBE	Naphthalene	EDB							
RBSL ^a :			µg/L	5.0	700	1,000	10,000	5.0	40	25	0.05							
MW-42	MW-42-070820	7/8/2020	µg/L	1	U	1	U	1	U	3	U	1	U	1	U	5	U	--
	MW-42-111220	11/12/2020	µg/L	1	U	1	U	1	U	3	U	1	U	1	U	5	U	--
	MW-42-032521	3/25/2021	µg/L	1	U	1	U	1	U	3	U	1	U	1	U	5	U	--
	MW-42-071421	7/14/2021	µg/L	1	U	1	U	1	U	3	U	1	U	1	U	5	U	--
	MW-42-111721	11/17/2021	µg/L	1	U	1	U	1	U	3	U	1	U	1	U	5	U	--
	MW-42-030122	3/1/2022	µg/L	1	U	1	U	1	U	3	U	1	U	1	U	5	U	--
	MW-42-092122	9/21/2022	µg/L	1	U	1	U	1	U	3	U	1	U	1	U	5	U	--
MW-43	MW-43-110817	11/8/2017	µg/L	1	U	1	U	1	U	3	U	1	U	1	U	5	U	--
	MW-43-120617	12/6/2017	µg/L	1	U	1	U	1	U	3	U	1	U	1	U	5	U	--
	MW-43-010918	1/9/2018	µg/L	1	U	1	U	1	U	3	U	1	U	1	U	5	U	--
	MW-43-020618	2/6/2018	µg/L	1	U	1	U	1	U	3	U	1	U	1	U	5	U	--
	MW-43-030818	3/8/2018	µg/L	1	U	1	U	1	U	3	U	1	U	1	U	5	U	--
	MW-43-040618	4/6/2018	µg/L	1	U	1	U	1	U	3	U	1	U	1	U	5	U	--
	MW-43-050318	5/3/2018	µg/L	1	U	1	U	1	U	3	U	1	U	1	U	5	U	--
	MW-43-060618	6/6/2018	µg/L	1	U	1	U	1	U	3	U	1	U	1	U	5	U	--
	MW-43-071218	7/12/2018	µg/L	1	U	1	U	1	U	3	U	1	U	4.42		5	U	--
	MW-43-091218	9/12/2018	µg/L	1	U	1	U	1	U	3	U	1	U	1	U	5	U	--
	MW-43-120618	12/6/2018	µg/L	1	U	1	U	1	U	3	U	1	U	1	U	5	U	--
	MW-43-030619	3/6/2019	µg/L	1	U	1	U	1	U	3	U	1	U	1	U	5	U	--
	MW-43-060519	6/5/2019	µg/L	1	U	1	U	1	U	3	U	1	U	1	U	5	U	--
	MW-43-091719	9/17/2019	µg/L	1	U	1	U	1	U	3	U	1	U	1	U	5	U	--
	MW-43-121819	12/18/2019	µg/L	1	U	1	U	1	U	3	U	1	U	1	U	5	U	--
	MW-43-031020	3/10/2020	µg/L	1	U	1	U	1	U	3	U	1	U	1	U	5	U	--
	--	7/6/2020	µg/L	NS-SS		NS-SS		NS-SS		NS-SS		NS-SS		NS-SS		NS-SS		NS-SS
	--	11/10/2020	µg/L	NS-SS		NS-SS		NS-SS		NS-SS		NS-SS		NS-SS		NS-SS		NS-SS
	MW-43-032421	3/24/2021	µg/L	1	U	1	U	1	U	3	U	1	U	1	U	5	U	--
	--	7/13/2021	µg/L	NS-SS		NS-SS		NS-SS		NS-SS		NS-SS		NS-SS		NS-SS		NS-SS
	--	11/17/2021	µg/L	NS-SS		NS-SS		NS-SS		NS-SS		NS-SS		NS-SS		NS-SS		NS-SS
	MW-43-030222	3/2/2022	µg/L	1	U	1	U	1	U	3	U	1	U	1	U	5	U	--
MW-43B	MW-43B-120617	12/6/2017	µg/L	1	U	1	U	1	U	3	U	1	U	1	U	5	U	--
	MW-43B-030818	3/8/2018	µg/L	1	U	1	U	1	U	3	U	1	U	1	U	5	U	--
	MW-43B-060618	6/6/2018	µg/L	1	U	1	U	1	U	3	U	1	U	1	U	5	U	--
	MW-43B-091218	9/12/2018	µg/L	1	U	1	U	1	U	3	U	1	U	1	U	5	U	--
	MW-43B-120618	12/6/2018	µg/L	1	U	1	U	1	U	3	U	1	U	1	U	5	U	--
	MW-43B-030619	3/6/2019	µg/L	1	U	1	U	1	U	3	U	1	U	1	U	5	U	--
	MW-43B-060519	6/5/2019	µg/L	1	U	1	U	1	U	3	U	1	U	1	U	5	U	--
	MW-43B-091719	9/17/2019	µg/L	1	U	1	U	1	U	3	U	1	U	1	U	5	U	--
	MW-43B-121819	12/18/2019	µg/L	1	U	1	U	1	U	3	U	1	U	1	U	5	U	--
	MW-43B-031020	3/10/2020	µg/L	1	U	1	U	1	U	3	U	1	U	1	U	5	U	--

Table 4B. Analytical Results for Groundwater, Historical
Products (SE) Pipe Line Corporation
Lewis Drive Remediation Site, Belton, South Carolina
Site ID #18693 "Kinder Morgan Belton Pipeline Release"

Location	Sample ID	Sample Date	Units	Analyte														
				Benzene	Ethylbenzene	Toluene	Total Xylenes	1,2-DCA	MTBE	Naphthalene	EDB							
RBSL ^a :			µg/L	5.0	700	1,000	10,000	5.0	40	25	0.05							
MW-43B	--	7/6/2020	µg/L	NS-SS	NS-SS	NS-SS	NS-SS	NS-SS	NS-SS	NS-SS	NS-SS	NS-SS						
	--	11/10/2020	µg/L	NS-SS	NS-SS	NS-SS	NS-SS	NS-SS	NS-SS	NS-SS	NS-SS	NS-SS						
	MW-43B-032421	3/24/2021	µg/L	1	U	1	U	1	U	3	U	1	U	1	U	5	U	--
	--	7/13/2021	µg/L	NS-SS	NS-SS	NS-SS	NS-SS	NS-SS	NS-SS	NS-SS	NS-SS	NS-SS	NS-SS					
	--	11/17/2021	µg/L	NS-SS	NS-SS	NS-SS	NS-SS	NS-SS	NS-SS	NS-SS	NS-SS	NS-SS	NS-SS					
	MW-43B-030222	3/2/2022	µg/L	1	U	1	U	1	U	3	U	1	U	1	U	5	U	--
MW-44	--	3/13/2017	--	NS-IW	NS-IW	NS-IW	NS-IW	NS-IW	NS-IW	NS-IW	NS-IW	NS-IW	NS-IW					
	MW-44-062917	6/29/2017	µg/L	1.06	U	1	U	7.12	U	3.11	U	1	U	1	U	5	U	--
	--	9/5/2017	--	NS-IW	NS-IW	NS-IW	NS-IW	NS-IW	NS-IW	NS-IW	NS-IW	NS-IW	NS-IW					
	--	12/4/2017	--	NS-IW	NS-IW	NS-IW	NS-IW	NS-IW	NS-IW	NS-IW	NS-IW	NS-IW	NS-IW					
	MW-44-030818	3/8/2018	µg/L	1	U	1	U	1	U	3	U	1	U	1	U	5	U	--
	MW-44-060518	6/5/2018	µg/L	1	U	1	U	1	U	3	U	1	U	1	U	5	U	--
	MW-44-091318	9/13/2018	µg/L	1	U	1	U	1	U	3	U	1	U	1	U	5	U	--
	MW-44-120518	12/5/2018	µg/L	1	U	1	U	1	U	3	U	1	U	1	U	5	U	--
	MW-44-030519	3/5/2019	µg/L	1	U	1	U	1	U	3	U	1	U	1	U	5	U	--
	MW-44-060419	6/4/2019	µg/L	1	U	1	U	1	U	3	U	1	U	1	U	5	U	--
	--	9/16/2019	--	NS-IW	NS-IW	NS-IW	NS-IW	NS-IW	NS-IW	NS-IW	NS-IW	NS-IW	NS-IW					
	MW-44-121919	12/19/2019	µg/L	1	U	1	U	1	U	3	U	1	U	1	U	5	U	--
	MW-44-031220	3/12/2020	µg/L	1	U	1	U	1	U	3	U	1	U	1	U	5	U	--
	--	7/6/2020	µg/L	NS-SS	NS-SS	NS-SS	NS-SS	NS-SS	NS-SS	NS-SS	NS-SS	NS-SS	NS-SS					
	--	11/10/2020	µg/L	NS-SS	NS-SS	NS-SS	NS-SS	NS-SS	NS-SS	NS-SS	NS-SS	NS-SS	NS-SS					
	MW-44-032421	3/24/2021	µg/L	1	U	1	U	1	U	3	U	1	U	1	U	5	U	--
	--	7/13/2021	µg/L	NS-SS	NS-SS	NS-SS	NS-SS	NS-SS	NS-SS	NS-SS	NS-SS	NS-SS	NS-SS					
	--	11/17/2021	µg/L	NS-SS	NS-SS	NS-SS	NS-SS	NS-SS	NS-SS	NS-SS	NS-SS	NS-SS	NS-SS					
	MW-44-030222	3/2/2022	µg/L	1	U	1	U	1	U	3	U	1	U	1	U	5	U	--
MW-44B	MW-44B-031317	3/13/2017	µg/L	1	U	1	U	1	U	3	U	1	U	1	U	5	U	--
	MW-44B-062817	6/28/2017	µg/L	1	U	1	U	2.39	U	3	U	1	U	1	U	5	U	--
	MW-44B-090717	9/7/2017	µg/L	1	U	1	U	3.07	U	3	U	1	U	1	U	5	U	--
	MW-44B-120517	12/5/2017	µg/L	1	U	1	U	2.27	U	3	U	1	U	1	U	5	U	--
	MW-44B-030818	3/8/2018	µg/L	1	U	1	U	1	U	3	U	1	U	1	U	5	U	--
	MW-44B-060518	6/5/2018	µg/L	1	U	1	U	1	U	3	U	1	U	1	U	5	U	--
	MW-44B-091118	9/11/2018	µg/L	1	U	1	U	1	U	3	U	1	U	1	U	5	U	--
	MW-44B-120518	12/5/2018	µg/L	1	U	1	U	1	U	3	U	1	U	1	U	5	U	--
	MW-44B-030519	3/5/2019	µg/L	1	U	1	U	1	U	3	U	1	U	1	U	5	U	--
	MW-44B-060419	6/4/2019	µg/L	1	U	1	U	1	U	3	U	1	U	1	U	5	U	--
	MW-44B-091919	9/19/2019	µg/L	1	U	1	U	1	U	3	U	1	U	1	U	5	U	--
	MW-44B-121719	12/17/2019	µg/L	1	U	1	U	1	U	3	U	1	U	1	U	5	U	--
	MW-44B-031220	3/12/2020	µg/L	1	U	1	U	1	U	3	U	1	U	1	U	5	U	--
	--	7/6/2020	µg/L	NS-SS	NS-SS	NS-SS	NS-SS	NS-SS	NS-SS	NS-SS	NS-SS	NS-SS	NS-SS					

Table 4B. Analytical Results for Groundwater, Historical
Products (SE) Pipe Line Corporation
Lewis Drive Remediation Site, Belton, South Carolina
Site ID #18693 "Kinder Morgan Belton Pipeline Release"

Location	Sample ID	Sample Date	Units	Analyte														
				Benzene	Ethylbenzene	Toluene	Total Xylenes	1,2-DCA	MTBE	Naphthalene	EDB							
RBSL ^a :			µg/L	5.0	700	1,000	10,000	5.0	40	25	0.05							
MW-44B	--	11/10/2020	µg/L	NS-SS		NS-SS		NS-SS		NS-SS		NS-SS		NS-SS		NS-SS		
	MW-44B-032421	3/24/2021	µg/L	1	U	1	U	1	U	3	U	1	UJ	1	U	5	U	--
	--	7/13/2021	µg/L	NS-SS		NS-SS		NS-SS		NS-SS		NS-SS		NS-SS		NS-SS		NS-SS
	--	11/17/2021	µg/L	NS-SS		NS-SS		NS-SS		NS-SS		NS-SS		NS-SS		NS-SS		NS-SS
	MW-44B-030222	3/2/2022	µg/L	1	U	1	U	1	U	3	U	1	U	1	U	5	U	--
MW-45	--	3/13/2017	--	NS-IW		NS-IW		NS-IW		NS-IW		NS-IW		NS-IW		NS-IW		NS-IW
	--	3/20/2017	--	NS-IW		NS-IW		NS-IW		NS-IW		NS-IW		NS-IW		NS-IW		NS-IW
	--	3/31/2017	--	NS-IW		NS-IW		NS-IW		NS-IW		NS-IW		NS-IW		NS-IW		NS-IW
	--	4/6/2017	--	NS-IW		NS-IW		NS-IW		NS-IW		NS-IW		NS-IW		NS-IW		NS-IW
	--	5/3/2017	--	NS-IW		NS-IW		NS-IW		NS-IW		NS-IW		NS-IW		NS-IW		NS-IW
	MW-45-062917	6/29/2017	µg/L	1	U	1	U	1	U	3	U	1	U	1	U	5	U	--
	MW-45-071717	7/17/2017	µg/L	1	U	1	U	1	U	3	U	1	U	1	U	5	U	--
	MW-45-080217	8/2/2017	µg/L	1	U	1	U	1	U	3	U	1	U	1	U	5	U	--
	--	9/5/2017	--	NS-IW		NS-IW		NS-IW		NS-IW		NS-IW		NS-IW		NS-IW		NS-IW
	--	10/4/2017	--	NS-IW		NS-IW		NS-IW		NS-IW		NS-IW		NS-IW		NS-IW		NS-IW
	--	11/8/2017	--	NS-IW		NS-IW		NS-IW		NS-IW		NS-IW		NS-IW		NS-IW		NS-IW
	--	12/4/2017	--	NS-IW		NS-IW		NS-IW		NS-IW		NS-IW		NS-IW		NS-IW		NS-IW
	--	1/8/2018	--	NS-IW		NS-IW		NS-IW		NS-IW		NS-IW		NS-IW		NS-IW		NS-IW
	--	2/6/2018	--	NS-IW		NS-IW		NS-IW		NS-IW		NS-IW		NS-IW		NS-IW		NS-IW
	MW-45-030618	3/6/2018	µg/L	24.3		6.11		28.9		41.2		1	U	1	U	5	U	--
	MW-45-040618	4/6/2018	µg/L	21.9		3.08		19.6		36.6		1	U	1	U	5	U	--
	MW-45-050318	5/3/2018	µg/L	2.65		1	U	1	U	1	U	1	U	3.35		5	U	--
	MW-45-060718	6/7/2018	µg/L	1	U	1	U	1	U	3	U	1	U	1	U	5	U	--
	MW-45-071318	7/13/2018	µg/L	1	U	1	U	1	U	3	U	1	U	1	U	5	U	--
	MW-45-091318	9/13/2018	µg/L	1	U	1	U	1	U	3	U	1	U	46.3		5	U	--
	MW-45-120518	12/5/2018	µg/L	1	U	1	U	1	U	3	U	1	U	3.67		5	U	--
	MW-45-030519	3/5/2019	µg/L	1	U	1	U	1	U	3	U	1	U	1	U	5	U	--
	MW-45-060519	6/5/2019	µg/L	1	U	1	U	1	U	3	U	1	U	47.7		5	U	--
	MW-45-091719	9/17/2019	µg/L	5.24		1	U	1	U	1	U	1	U	103		5	U	--
	--	12/16/2019	--	NS-IW		NS-IW		NS-IW		NS-IW		NS-IW		NS-IW		NS-IW		NS-IW
	MW-45-021220	2/12/2020	µg/L	1	U	1	U	1	U	3	U	1	U	19.5		5	U	--
	MW-45-031120	3/11/2020	µg/L	1	U	1	U	1	U	3	U	1	U	1.15		5	U	--
	MW-45-050620	5/6/2020	µg/L	1	U	1	U	1	U	3	U	1	U	5.40		5	U	--
	MW-45-070920	7/9/2020	µg/L	1	U	1	U	3.71		3	U	1	U	32.3		5	U	--
	MW-45-091520	9/15/2020	µg/L	4.11		1	U	12.1		4.88		1	U	80.9		5	U	--
	MW-45-111120	11/11/2020	µg/L	1	U	1	U	1	U	3	U	1	U	62.7		5	U	--
	MW-45-012021	1/20/2021	µg/L	1	U	1	U	1	U	3.48		1	U	25.1		5	U	--
	MW-45-032421	3/24/2021	µg/L	1	U	1	U	1	U	3	U	1	U	8.88		5	U	--
	MW-45-051921	5/19/2021	µg/L	1	U	1	U	1	U	3	U	1	U	11.1		5	UJ	--

Table 4B. Analytical Results for Groundwater, Historical
Products (SE) Pipe Line Corporation
Lewis Drive Remediation Site, Belton, South Carolina
Site ID #18693 "Kinder Morgan Belton Pipeline Release"

Location	Sample ID	Sample Date	Units	Analyte														
				Benzene	Ethylbenzene	Toluene	Total Xylenes	1,2-DCA	MTBE	Naphthalene	EDB							
RBSL ^a :			µg/L	5.0	700	1,000	10,000	5.0	40	25	0.05							
MW-45	MW-45-071321	7/13/2021	µg/L	19.3	1	U	1	U	1	U	1	U	35.1	5	U	--		
	MW-45-091721	9/17/2021	µg/L	45.1	2.39		8.21		19.5		1	U	56.2	5	U	--		
	MW-45-111821	11/18/2021	µg/L	21.1	1	U	1	U	1	U	1	U	42.4	5	U	--		
	MW-45-030222	3/2/2022	µg/L	1	U	1	U	1	U	3	U	1	U	20.2	5	U	--	
	MW-45-061422	6/14/2022	µg/L	1	U	1	U	1	U	3	U	1	U	6.02	5	U	--	
	--	9/19/2022	--	NS-IW	NS-IW		NS-IW		NS-IW		NS-IW		NS-IW	NS-IW	NS-IW	NS-IW		
	--	12/13/2022	--	NS-IW	NS-IW		NS-IW		NS-IW		NS-IW		NS-IW	NS-IW	NS-IW	NS-IW		
MW-45B	MW-45B-031317	3/13/2017	µg/L	1	U	1	U	1	U	3	U	1	U	1	U	5	U	--
	MW-45B-032017	3/20/2017	µg/L	1	U	1	U	1	U	3	U	1	U	1	U	5	U	--
	MW-45B-033117	3/31/2017	µg/L	1	U	1	U	1	U	3	U	1	U	1	U	5	U	--
	MW-45B-040617	4/6/2017	µg/L	1	U	1	U	1	U	3	U	1	U	1	U	5	U	--
	MW-45B-062817	6/28/2017	µg/L	1	U	1	U	1.73		3	U	1	U	1	U	5	U	--
	--	9/5/2017	--	NS-IW	NS-IW		NS-IW		NS-IW		NS-IW		NS-IW	NS-IW	NS-IW	NS-IW		
	MW-45B-120717	12/7/2017	µg/L	1	U	1	U	3.26		3	U	1	U	1	U	5	U	--
	MW-45B-030618	3/6/2018	µg/L	1	U	1	U	2.75		3	U	1	U	1	U	5	U	--
	MW-45B-060718	6/7/2018	µg/L	1	U	1	U	1.94		3	U	1	U	1	U	5	U	--
	MW-45B-091118	9/11/2018	µg/L	1	U	1	U	1.16		3	U	1	U	1	U	5	U	--
	MW-45B-120518	12/5/2018	µg/L	1	U	1	U	1	U	3	U	1	U	1	U	5	U	--
	MW-45B-030519	3/5/2019	µg/L	1	U	1	U	1	U	3	U	1	U	1	U	5	U	--
	MW-45B-060519	6/5/2019	µg/L	1	U	1	U	1	U	3	U	1	U	1	U	5	U	--
	MW-45B-091919	9/19/2019	µg/L	1	U	1	U	1	U	3	U	1	U	1	U	5	U	--
	MW-45B-121719	12/17/2019	µg/L	1	U	1	U	1	U	3	U	1	U	1	U	5	U	--
	MW-45B-031220	3/12/2020	µg/L	1	U	1	U	1	U	3	U	1	U	1	U	5	U	--
	MW-45B-070720	7/7/2020	µg/L	1	U	1	U	1	U	3	U	1	U	1	U	5	U	--
	MW-45B-111120	11/11/2020	µg/L	1	U	1	U	1	U	3	U	1	U	1	U	5	U	--
	MW-45B-032421	3/24/2021	µg/L	1	U	1	U	1	U	3	U	1	U	1	U	5	U	--
	MW-45B-071321	7/13/2021	µg/L	1	U	1	U	1	U	3	U	1	U	1	U	5	U	--
	MW-45B-111821	11/18/2021	µg/L	1	U	1	U	1.07		3	U	1	U	1	U	5	U	--
	MW-45B-030222	3/2/2022	µg/L	1	U	1	U	1	U	3	U	1	U	1	U	5	U	--
	MW-45B-092022	9/20/2022	µg/L	1	U	1	U	1	U	3	U	1	U	1	U	5	U	--
MW-46	MW-46-120617	12/6/2017	µg/L	4.97	1	U	1	U	7.74		1	U	85.5	5	U	--		
	MW-46-030618	3/6/2018	µg/L	173	1.76		16.5		29.5		1	U	129	7.21		--		
	MW-46-060518	6/5/2018	µg/L	294	1	U	11.8		147		1	U	184	5	U	--		
	MW-46-080218	8/2/2018	µg/L	1,520	4.24		92.1		763		1	U	200	20.7		--		
	MW-46-091118	9/11/2018	µg/L	1,510	6.81		64.0		597		1	U	311	23.4		--		
	MW-46-110218	11/2/2018	µg/L	1,790	7.10		120		740		1	U	299	16.6		--		
	MW-46-120518	12/5/2018	µg/L	1,250	3.07		46.7		521		1.90		290	7.38		--		
	MW-46-022019	2/20/2019	µg/L	2,380	2.97		82.4		799		1	U	346	22.4		--		
	MW-46-030519	3/5/2019	µg/L	2,350	4.01		73.7		701		1	U	406	32.8		--		

Table 4B. Analytical Results for Groundwater, Historical
Products (SE) Pipe Line Corporation
Lewis Drive Remediation Site, Belton, South Carolina
Site ID #18693 "Kinder Morgan Belton Pipeline Release"

Location	Sample ID	Sample Date	Units	Analyte														
				Benzene	Ethylbenzene	Toluene	Total Xylenes	1,2-DCA	MTBE	Naphthalene	EDB							
		RBSL ^a :	µg/L	5.0	700	1,000	10,000	5.0	40	25	0.05							
MW-46	MW-46-051419	5/14/2019	µg/L	1,300	2.27	54.8	412	1	U	174	28.9	--						
	MW-46-060519	6/5/2019	µg/L	1,300	10	U	19.5	400	10	U ^b	278	50	U ^b	--				
	MW-46-071719	7/17/2019	µg/L	976	1	U	29.1	237	1	U	198	15.5	--					
	MW-46-082119	8/21/2019	µg/L	874	25	U	25	U	226	25	U ^b	191	125	U ^b	--			
	MW-46-091719	9/17/2019	µg/L	705	25	U	26.1	150	25	U ^b	175	125	U ^b	--				
	MW-46-110719	11/7/2019	µg/L	136	5	U	5	U	18.8	5	U	158	25	U	--			
	MW-46-122019	12/20/2019	µg/L	7.14	1	U	1	U	3	U	1	U	121	5	U	--		
	MW-46-021320	2/13/2020	µg/L	5	U	5	U	5	U	15	U	5	U	122	25	U	--	
	MW-46-031220	3/12/2020	µg/L	1	U	1	U	1	U	3	U	1	U	161	5	U	--	
	MW-46-050520	5/5/2020	µg/L	8.35	1	U	1	U	3	U	1	U	136	5	U	--		
	MW-46-072220	7/22/2020	µg/L	55.7	1	U	1	U	6.54	1	U	147	5	U	--			
	MW-46-111120	11/11/2020	µg/L	1	U	1	U	1	U	3	U	1	U	62.2	5	U	--	
	MW-46-032421	3/24/2021	µg/L	1	U	1	U	1	U	3	U	1	U	57.3	5	U	--	
	MW-46-071321	7/13/2021	µg/L	1	U	1	U	1	U	3	U	1	U	48.2	5	U	--	
	MW-46-111821	11/18/2021	µg/L	6.11	1	U	1	U	3	U	1	U	81.8	5	U	--		
	MW-46-030222	3/2/2022	µg/L	1	U	1	U	1	U	3	U	1	U	41.1	5	U	--	
	MW-46-092022	9/20/2022	µg/L	1	U	1	U	1	U	3	U	1	U	4.57	5	U	--	
MW-47	MW-47-120617	12/6/2017	µg/L	1	U	1	U	1	U	3	U	1	U	1	U	5	U	--
	MW-47-030718	3/7/2018	µg/L	1	U	1	U	1	U	3	U	1	U	1	U	5	U	--
	MW-47-060618	6/6/2018	µg/L	1	U	1	U	1	U	3	U	1	U	1	U	5	U	--
	MW-47-091218	9/12/2018	µg/L	1	U	1	U	1	U	3	U	1	U	1	U	5	U	--
	MW-47-120618	12/6/2018	µg/L	1	U	1	U	1	U	3	U	1	U	1	U	5	U	--
	MW-47-030619	3/6/2019	µg/L	1	U	1	U	1	U	3	U	1	U	1	U	5	U	--
	MW-47-060519	6/5/2019	µg/L	1	U	1	U	1	U	3	U	1	U	1	U	5	U	--
	MW-47-091819	9/18/2019	µg/L	1	U	1	U	1	U	3	U	1	U	1	U	5	U	--
	MW-47-121819	12/18/2019	µg/L	1	U	1	U	1	U	3	U	1	U	1	U	5	U	--
	MW-47-031120	3/11/2020	µg/L	1	U	1	U	1	U	3	U	1	U	1	U	5	U	--
	MW-47-070720	7/7/2020	µg/L	1	U	1	U	1	U	3	U	1	U	1	U	5	U	--
	MW-47-111220	11/12/2020	µg/L	1	U	1	U	1	U	3	U	1	U	1	U	5	U	--
	MW-47-032521	3/25/2021	µg/L	1	U	1	U	1	U	3	U	1	U	1	U	5	U	--
	MW-47-071421	7/14/2021	µg/L	1	U	1	U	1	U	3	U	1	U	1	U	5	U	--
	MW-47-111821	11/18/2021	µg/L	1	U	1	U	1	U	3	U	1	U	1	U	5	U	--
	MW-47-030222	3/2/2022	µg/L	1	U	1	U	1	U	3	U	1	U	1	U	5	U	--
	MW-47-092022	9/20/2022	µg/L	1	U	1	U	1	U	3	U	1	U	1	U	5	U	--
MW-48B	MW-48B-120617	12/6/2017	µg/L	1	U	1	U	1	U	3	U	1	U	2.92	5	U	--	
	MW-48B-030718	3/7/2018	µg/L	1	U	1	U	1	U	3	U	1	U	2.97	5	U	--	
	MW-48B-060618	6/6/2018	µg/L	1	U	1	U	1	U	3	U	1	U	2.12	5	U	--	
	MW-48B-091218	9/12/2018	µg/L	1	U	1	U	1	U	3	U	1	U	1.80	5	U	--	
	MW-48B-120618	12/6/2018	µg/L	1	U	1	U	1	U	3	U	1	U	1.56	5	U	--	

Table 4B. Analytical Results for Groundwater, Historical
Products (SE) Pipe Line Corporation
Lewis Drive Remediation Site, Belton, South Carolina
Site ID #18693 "Kinder Morgan Belton Pipeline Release"

Location	Sample ID	Sample Date	Units	Analyte														
				Benzene	Ethylbenzene	Toluene	Total Xylenes	1,2-DCA	MTBE	Naphthalene	EDB							
RBSL ^a :			µg/L	5.0	700	1,000	10,000	5.0	40	25	0.05							
MW-48B	MW-48B-030619	3/6/2019	µg/L	1	U	1	U	1	U	3	U	1	U	1.64	5	U	--	
	MW-48B-060519	6/5/2019	µg/L	1	U	1	U	1	U	3	U	1	U	1.45	5	U	--	
	MW-48B-091819	9/18/2019	µg/L	1	U	1	U	1	U	3	U	1	U	1.14	5	U	--	
	MW-48B-121819	12/18/2019	µg/L	1	U	1	U	1	U	3	U	1	U	1	U	5	U	--
	MW-48B-031120	3/11/2020	µg/L	1	U	1	U	1	U	3	U	1	U	1.23	5	U	--	
	--	7/6/2020	--	NS		NS		NS		NS		NS		NS		NS		
	MW-48B-111220	11/12/2020	µg/L	1	U	1	U	1	U	3	U	1	U	1	U	5	U	--
	MW-48B-032521	3/25/2021	µg/L	1	U	1	U	1	U	3	U	1	U	1	U	5	U	--
	MW-48B-071421	7/14/2021	µg/L	1	U	1	U	1	U	5.43		1	U	1	U	5	U	--
	MW-48B-111821	11/18/2021	µg/L	1	U	1	U	1	U	3	U	1	U	1	U	5	U	--
	MW-48B-030222	3/2/2022	µg/L	1	U	1	U	1	U	3	U	1	U	1	U	5	U	--
	MW-48B-092122	9/21/2022	µg/L	1	U	1	U	1	U	3	U	1	U	1	U	5	U	--
MW-49	MW-49-120617	12/6/2017	µg/L	1	U	1	U	1	U	3	U	1	U	1	U	5	U	--
	MW-49-030818	3/8/2018	µg/L	1	U	1	U	1	U	3	U	1	U	1	U	5	U	--
	MW-49-060518	6/5/2018	µg/L	1	U	1	U	1	U	3	U	1	U	1	U	5	U	--
	MW-49-091118	9/11/2018	µg/L	1	U	1	U	1	U	3	U	1	U	1	U	5	U	--
	MW-49-120518	12/5/2018	µg/L	1	U	1	U	1	U	3	U	1	U	1	U	5	U	--
	MW-49-030619	3/6/2019	µg/L	1	U	1	U	1	U	3	U	1	U	1	U	5	U	--
	MW-49-060519	6/5/2019	µg/L	1	U	1	U	1	U	3	U	1	U	1	U	5	U	--
	MW-49-091719	9/17/2019	µg/L	1	U	1	U	1	U	3	U	1	U	1	U	5	U	--
	MW-49-121719	12/17/2019	µg/L	1	U	1	U	1	U	3	U	1	U	1	U	5	U	--
	MW-49-031020	3/10/2020	µg/L	1	U	1	U	1	U	3	U	1	U	1	U	5	U	--
	--	7/6/2020	µg/L	NS-SS		NS-SS		NS-SS		NS-SS		NS-SS		NS-SS		NS-SS		NS-SS
	--	11/10/2020	µg/L	NS-SS		NS-SS		NS-SS		NS-SS		NS-SS		NS-SS		NS-SS		NS-SS
	MW-49-032521	3/25/2021	µg/L	1	U	1	U	1	U	3	U	1	U	1	U	5	U	--
	--	7/13/2021	µg/L	NS-SS		NS-SS		NS-SS		NS-SS		NS-SS		NS-SS		NS-SS		NS-SS
	--	11/17/2021	µg/L	NS-SS		NS-SS		NS-SS		NS-SS		NS-SS		NS-SS		NS-SS		NS-SS
	MW-49-030222	3/2/2022	µg/L	1	U	1	U	1	U	3	U	1	U	1	U	5	U	--
MW-50B	MW-50B-120617	12/6/2017	µg/L	1.37		1	U	1	U	3	U	1	U	35.5	5	U	--	
	MW-50B-030718	3/7/2018	µg/L	1	U	1	U	1	U	3	U	1	U	26.7	5	U	--	
	MW-50B-060618	6/6/2018	µg/L	1	U	1	U	1	U	3	U	1	U	21.8	5	U	--	
	MW-50B-091218	9/12/2018	µg/L	150		1.20		57.9		47.8		1	U	87.9	5	U	--	
	MW-50B-120618	12/6/2018	µg/L	27.4		1	U	3.21		3	U	1	U	40.6	5	U	--	
	MW-50B-030619	3/6/2019	µg/L	1.18		1	U	1	U	3	U	1	U	43.9	5	U	--	
	MW-50B-060519	6/5/2019	µg/L	1	U	1	U	1	U	3	U	1	U	44.1	5	U	--	
	MW-50B-091819	9/18/2019	µg/L	25.6		1	U	1.20		3	U	1	U	43.1	5	U	--	
	MW-50B-121819	12/18/2019	µg/L	2.30		1	U	1	U	3	U	1	U	32.4	5	U	--	
	MW-50B-021820	2/18/2020	µg/L	1	U	1	U	1	U	3	U	1	U	42.1	5	U	--	
	MW-50B-031120	3/11/2020	µg/L	1	U	1	U	1	U	3	U	1	U	60.5	5	U	--	

Table 4B. Analytical Results for Groundwater, Historical

Products (SE) Pipe Line Corporation

Lewis Drive Remediation Site, Belton, South Carolina

Site ID #18693 "Kinder Morgan Belton Pipeline Release"

Location	Sample ID	Sample Date	Units	Analyte													
				Benzene	Ethylbenzene	Toluene	Total Xylenes	1,2-DCA	MTBE	Naphthalene	EDB						
RBSL ^a :			µg/L	5.0	700	1,000	10,000	5.0	40	25	0.05						
MW-50B	MW-50B-050620	5/6/2020	µg/L	39.0	1	U	1	U	3	U	1	U	65.0	5	U	--	
	MW-50B-070820	7/8/2020	µg/L	44.8	1	U	1	U	3	U	1	U	68.9	5	U	--	
	MW-50B-091820	9/18/2020	µg/L	43.3	1	U	1	U	3	U	1	U	41.9	5	U	--	
	MW-50B-111220	11/12/2020	µg/L	737	1	U	2.29		31.2		1	U	84.9	5	U	--	
	MW-50B-012021	1/20/2021	µg/L	948	1	U	1.06		13.3		1	U	97.5	5	U	--	
	MW-50B-032521	3/25/2021	µg/L	641	1	U	1	U	4.43		1	U	113	5	U	--	
	MW-50B-071421	7/14/2021	µg/L	616	20	U	20	U	60	U	20	U ^b	94.3	100	U ^b	--	
	MW-50B-111821	11/18/2021	µg/L	1340	20	U	20	UJ	60	U	20	U ^b	157	100	U ^b	--	
	MW-50B-030222	3/2/2022	µg/L	951	20	U	20	U	60	U	20	U ^b	107	100	U ^b	--	
	MW-50B-092122	9/21/2022	µg/L	33.2	1	U	1	U	3	U	1	U	113	5	U	--	
MW-51	MW-51-100518	10/5/2018	µg/L	1	U	1	U	1.88	3	U	1	U	1	U	5	U	--
	MW-51-120618	12/6/2018	µg/L	1	U	1	U	1	3	U	1	U	1	U	5	U	--
	MW-51-030619	3/6/2019	µg/L	1	U	1	U	1	3	U	1	U	1	U	5	U	--
	MW-51-051519	5/15/2019	µg/L	1	U	1	U	1	3	U	1	U	1	U	5	U	--
	MW-51-081919	8/19/2019	µg/L	1	U	1	U	1	3	U	1	U	1	U	5	U	--
	MW-51-110419	11/4/2019	µg/L	1	U	1	U	1	3	U	1	U	3.57	5	U	--	
	MW-51-021120	2/11/2020	µg/L	1	U	1	U	1	3	U	1	U	1	U	5	U	--
	MW-51-070820	7/8/2020	µg/L	1	U	1	U	1	3	U	1	U	1	U	5	U	--
	MW-51-111220	11/12/2020	µg/L	1	U	1	U	1	3	U	1	U	3.23	5	U	--	
	MW-51-032521	3/25/2021	µg/L	1	U	1	U	1	3	U	1	U	3.28	5	U	--	
	MW-51-071421	7/14/2021	µg/L	1	U	1	U	1	3	U	1	U	4.80	5	U	--	
	MW-51-111821	11/18/2021	µg/L	1	U	1	U	1	3	U	1	U	6.16	5	U	--	
	MW-51-030222	3/2/2022	µg/L	1.15		1	U	1	3	U	1	U	5.46	5	U	--	
	MW-51-092122	9/21/2022	µg/L	1	U	1	U	1	3	U	1	U	3.32	5	UJ	--	
MW-52	MW-52-100518	10/5/2018	µg/L	1	U	1	U	1.25	3	U	1	U	3.12	5	U	--	
	MW-52-120618	12/6/2018	µg/L	1	U	1	U	1	3	U	1	U	1	U	5	U	--
	MW-52-030619	3/6/2019	µg/L	1	U	1	U	1	3	U	1	U	1.32	5	U	--	
	MW-52-051519	5/15/2019	µg/L	1	U	1	U	1	3	U	1	U	1	U	5	U	--
	MW-52-081919	8/19/2019	µg/L	1	U	1	U	1	3	U	1	U	2.01	5	U	--	
	MW-52-110419	11/4/2019	µg/L	1	U	1	U	1	3	U	1	U	1	U	5	U	--
	MW-52-021120	2/11/2020	µg/L	1	U	1	U	1	3	U	1	U	1	U	5	U	--
	MW-52-070820	7/8/2020	µg/L	1	U	1	U	1	3	U	1	U	1.76	5	U	--	
	MW-52-111220	11/12/2020	µg/L	1	U	1	U	1	3	U	1	U	1	U	5	U	--
	MW-52-032621	3/26/2021	µg/L	1	U	1	U	1	3	U	1	U	1	U	5	U	--
	MW-52-071421	7/14/2021	µg/L	1	U	1	U	1	3	U	1	U	1	U	5	U	--
	MW-52-111821	11/18/2021	µg/L	1	U	1	U	1	3	U	1	U	1	U	5	U	--
	MW-52-030222	3/2/2022	µg/L	1	U	1	U	1	3	U	1	U	1	U	5	U	--
	MW-52-092122	9/21/2022	µg/L	1	U	1	U	1	3	U	1	U	1.17	5	UJ	--	

Table 4B. Analytical Results for Groundwater, Historical

Products (SE) Pipe Line Corporation

Lewis Drive Remediation Site, Belton, South Carolina

Site ID #18693 "Kinder Morgan Belton Pipeline Release"

Location	Sample ID	Sample Date	Units	Analyte													
				Benzene	Ethylbenzene	Toluene	Total Xylenes	1,2-DCA	MTBE	Naphthalene	EDB						
RBSL ^a :			µg/L	5.0	700	1,000	10,000	5.0	40	25	0.05						
MW-53	MW-53-100518	10/5/2018	µg/L	1	U	1	U	5.43	3	U	1	U	1	U	5	U	--
	MW-53-120618	12/6/2018	µg/L	1	U	1	U	1	3	U	1	U	1	U	5	U	--
	MW-53-030719	3/7/2019	µg/L	1	U	1	U	1	3	U	1	U	1	U	5	U	--
	MW-53-051519	5/15/2019	µg/L	1	U	1	U	1	3	U	1	U	1	U	5	U	--
	MW-53-081919	8/19/2019	µg/L	1	U	1	U	1	3	U	1	U	1	U	5	U	--
	MW-53-110419	11/4/2019	µg/L	1	U	1	U	1	3	U	1	U	1	U	5	U	--
	MW-53-021320	2/13/2020	µg/L	1	U	1	U	1	3	U	1	U	1	U	5	U	--
	MW-53-070720	7/7/2020	µg/L	1	U	1	U	1	3	U	1	U	1	U	5	U	--
	MW-53-111220	11/12/2020	µg/L	1	U	1	U	1	3	U	1	U	1	U	5	U	--
	--	3/23/2021	µg/L	NS		NS		NS	NS		NS		NS		NS		NS
	MW-53-051921	5/19/2021	µg/L	1	U	1	U	1	3	U	1	U	1	U	5	U	--
	MW-53-071321	7/13/2021	µg/L	1	U	1	U	1	3	U	1	U	1	U	5	U	--
	MW-53-111821	11/18/2021	µg/L	1	U	1	U	1	3	U	1	U	1	U	5	U	--
	MW-53-030222	3/2/2022	µg/L	1	U	1	U	1	3	U	1	U	1	U	5	U	--
	MW-53-092122	9/21/2022	µg/L	1	U	1	U	1	3	U	1	U	1	U	5	U	--
MW-54	MW-54-100518	10/5/2018	µg/L	1	U	1	U	1.72	3	U	1	U	1.35		5	U	--
	MW-54-120618	12/6/2018	µg/L	1	U	1	U	1	3	U	1	U	1	U	5	U	--
	MW-54-030719	3/7/2019	µg/L	1	U	1	U	1	3	U	1	U	1	U	5	U	--
	MW-54-051519	5/15/2019	µg/L	1	U	1	U	1	3	U	1	U	1	U	5	U	--
	MW-54-081919	8/19/2019	µg/L	1	U	1	U	1	3	U	1	U	1	U	5	U	--
	MW-54-110419	11/4/2019	µg/L	1	U	1	U	1	3	U	1	U	1	U	5	U	--
	MW-54-021320	2/13/2020	µg/L	1	U	1	U	1	3	U	1	U	1	U	5	U	--
	MW-54-070720	7/7/2020	µg/L	1	U	1	U	1	3	U	1	U	1	U	5	U	--
	MW-54-111220	11/12/2020	µg/L	1	U	1	U	1	3	U	1	U	1	U	5	U	--
	MW-54-032621	3/26/2021	µg/L	1	U	1	U	1	3	U	1	U	1	U	5	U	--
	MW-54-071321	7/13/2021	µg/L	1	U	1	U	1	3	U	1	U	1	U	5	U	--
	MW-54-111821	11/18/2021	µg/L	1	U	1	U	1	3	U	1	U	1	U	5	U	--
	MW-54-030222	3/2/2022	µg/L	1	U	1	U	1	3	U	1	U	1	U	5	U	--
	--	9/19/2022	--	NS-IW		NS-IW		NS-IW	NS-IW		NS-IW		NS-IW		NS-IW		NS-IW
MW-55	MW-55-040919	4/9/2019	µg/L	1	U	1	U	1	3	U	1	U	1	U	5	U	--
	MW-55-051519	5/15/2019	µg/L	1	U	1	U	1	3	U	1	U	1	U	5	U	--
	MW-55-081919	8/19/2019	µg/L	1	U	1	U	1	3	U	1	U	1	U	5	U	--
	MW-55-110419	11/4/2019	µg/L	1	U	1	U	1	3	U	1	U	1	U	5	U	--
	MW-55-021820	2/18/2020	µg/L	1	U	1	U	1	3	U	1	U	1	U	5	U	--
	MW-55-070720	7/7/2020	µg/L	1	U	1	U	1	3	U	1	U	1	U	5	U	--
	MW-55-111220	11/12/2020	µg/L	1	U	1	U	1	3	U	1	U	1	U	5	U	--
	--	3/24/2021	µg/L	No property access.													
	MW-55-071321	7/13/2021	µg/L	1	U	1	U	1	3	U	1	U	1	U	5	U	--
	MW-55-111721	11/17/2021	µg/L	1	U	1	U	1	3	U	1	U	1	U	5	U	--

Table 4B. Analytical Results for Groundwater, Historical
Products (SE) Pipe Line Corporation
Lewis Drive Remediation Site, Belton, South Carolina
Site ID #18693 "Kinder Morgan Belton Pipeline Release"

Location	Sample ID	Sample Date	Units	Analyte														
				Benzene	Ethylbenzene	Toluene	Total Xylenes	1,2-DCA	MTBE	Naphthalene	EDB							
			RBSL ^a : µg/L	5.0	700	1,000	10,000	5.0	40	25	0.05							
MW-55	MW-55-030222	3/2/2022	µg/L	1	U	1	U	1	U	3	U	1	U	1	U	5	U	--
	MW-55-092022	9/20/2022	µg/L	1	U	1	U	1	U	3	U	1	U	1	U	5	U	--
MW-56	MW-56-040919	4/9/2019	µg/L	209		1	U	2.57		93.9		1	U	79.9		5	U	--
	MW-56-051519	5/15/2019	µg/L	299		1	U	4.11		119		1	U	86.2		5.33		--
	MW-56-071719	7/17/2019	µg/L	549		1	U	8.90		205		1	U	146		8.18		--
	MW-56-082119	8/21/2019	µg/L	391		10	U	10	U	91.1		10	U ^b	134		50	U ^b	--
	MW-56-091719	9/17/2019	µg/L	30.1		1	U	1	U	8.51		1	U	137		5	U	--
	MW-56-110519	11/5/2019	µg/L	5.55		1	U	1	U	3	U	1	U	168		5	U	--
	MW-56-121719	12/17/2019	µg/L	84.3		1	U	1.13		33.6		1	U	141		5	U	--
	MW-56-021320	2/13/2020	µg/L	135		1	U	1.61		51.5		1	U	192		5	U	--
	MW-56-031120	3/11/2020	µg/L	46.6		1	U	1	U	19.1		1	U	192		5	U	--
	MW-56-050420	5/4/2020	µg/L	1.49		1	U	1	U	3	U	1	U	95.1		5	U	--
	MW-56-072220	7/22/2020	µg/L	1	U	1	U	1	U	3	U	1	U	55.3		5	U	--
	MW-56-091520	9/15/2020	µg/L	1	U	1	U	1	U	3	U	1	U	48.5		5	U	--
	MW-56-111120	11/11/2020	µg/L	1	U	1	U	1	U	3	U	1	U	31.4		5	U	--
	MW-56-012021	1/20/2021	µg/L	1	U	1	U	1	U	3	U	1	U	60.0		5	U	--
	MW-56-032421	3/24/2021	µg/L	1	U	1	U	1	U	3	U	1	UJ	70.0		5	U	--
	MW-56-051921	5/19/2021	µg/L	1	U	1	U	1	U	3	U	1	U	97.3		5	UJ	--
	MW-56-071321	7/13/2021	µg/L	3.30		1	U	1	U	3	U	1	U	108		5	U	--
	MW-56-091721	9/17/2021	µg/L	81.4		1	U	1	U	11.3		1	UJ	122	J	5	U	--
	MW-56-111821	11/18/2021	µg/L	4.65		1	U	1	U	3	U	1	U	124		5	U	--
	MW-56-030122	3/1/2022	µg/L	98.1		1	U	1	U	12.7		1	U	137		5	U	--
	MW-56-061422	6/14/2022	µg/L	191		1	U	1	U	17.8		1	U	109		5	U	--
	MW-56-092022	9/20/2022	µg/L	84.8		1	U	1	U	5.74		1	U	71.3	J	5	U	--
	MW-56-121322	12/13/2022	µg/L	86.5		1	U	1	U	5.49		1	U	77.5		5	U	--
MW-57	MW-57-040919	4/9/2019	µg/L	1,340		2.81		42.0		406		1	U	198		20.5		--
	MW-57-051519	5/15/2019	µg/L	535		1.36		11.1		178		1	U	169		8.65		--
	MW-57-071719	7/17/2019	µg/L	1,330		3.63		22.9		341		1	U	186		19.8		--
	MW-57-082119	8/21/2019	µg/L	584		10	U	10	U	76.2		10	U ^b	183		50	U ^b	--
	MW-57-091719	9/17/2019	µg/L	71.8		10	U	10	U	30	U	10	U ^b	74.6		50	U ^b	--
	MW-57-110519	11/5/2019	µg/L	514		1	U	11.2		83.5		1	U	193		5	U	--
	MW-57-121719	12/17/2019	µg/L	154		1	U	1.85		11.5		1	U	108		5	U	--
	MW-57-021220	2/12/2020	µg/L	42.8		1	U	1	U	3	U	1	U	64.3		5	U	--
	MW-57-031120	3/11/2020	µg/L	99.4		1	U	1	U	9.45		1	U	98.4		5	U	--
	MW-57-050420	5/4/2020	µg/L	117		1	U	1	U	10.3		1	U	119		5	U	--
	MW-57-072220	7/22/2020	µg/L	182		1	U	1	U	17.2		1	U	106		5	U	--
	MW-57-091520	9/15/2020	µg/L	38.1		1	U	1	U	3	U	1	U	97.2		5	U	--
	MW-57-111120	11/11/2020	µg/L	1	U	1	U	1	U	3	U	1	U	1	U	5	U	--
	MW-57-012021	1/20/2021	µg/L	20.4		1	U	1	U	3	U	1	U	50.1		5	U	--

Table 4B. Analytical Results for Groundwater, Historical
Products (SE) Pipe Line Corporation
Lewis Drive Remediation Site, Belton, South Carolina
Site ID #18693 "Kinder Morgan Belton Pipeline Release"

Location	Sample ID	Sample Date	Units	Analyte												
				Benzene	Ethylbenzene	Toluene	Total Xylenes	1,2-DCA	MTBE	Naphthalene	EDB					
RBSL ^a :			µg/L	5.0	700	1,000	10,000	5.0	40	25	0.05					
MW-57	MW-57-032421	3/24/2021	µg/L	17.2	1	U	1	U	3	U	1	UJ	56.2	5	U	--
	MW-57-051921	5/19/2021	µg/L	27.9	1	U	1	U	3	U	1	U	65.3	5	UJ	--
	MW-57-071321	7/13/2021	µg/L	60.7	1	U	1	U	3.57		1	U	72.5	5	U	--
	MW-57-091721	9/17/2021	µg/L	76.4	1	U	1	U	3.21		1	UJ	67.7	5	U	--
	MW-57-111821	11/18/2021	µg/L	51.0	1	U	1	U	3	U	1	U	74.1	5	UJ	--
	MW-57-030222	3/2/2022	µg/L	40.7	1	U	1	U	3	U	1	U	47.2	5	U	--
	MW-57-061422	6/14/2022	µg/L	242	1	U	1.64		11.0		1	U	42.0	5	U	--
	MW-57-092022	9/20/2022	µg/L	1	U	1	U	1	3	U	1	U	5.02	5	U	--
	MW-57-121322	12/13/2022	µg/L	1	U	1	U	1	3	U	1	U	1.81	5	U	--
MW-58	MW-58-051921	5/19/2021	µg/L	3.98	1	U	1	U	3	U	1	U	71.9	5	UJ	--
	MW-58-071321	7/13/2021	µg/L	39.5	1	U	1	U	3	U	1	UJ	62.7	5	U	--
	MW-58-091721	9/17/2021	µg/L	98.3	1	U	1	U	3	U	1	U	63.5	5	U	--
	MW-58-111721	11/17/2021	µg/L	197	1	U	1	U	3	U	1	U	64.4	5	U	--
	MW-58-030222	3/2/2022	µg/L	321	1	U	1.71		8.77		1	U	71.2	5	U	--
	MW-58-061422	6/14/2022	µg/L	155	1	U	1	U	5.20		1	U	41.6	5	U	--
	MW-58-092022	9/20/2022	µg/L	51.0	1	U	1	U	3	U	1	U	23.2	5	U	--
	MW-58-121322	12/13/2022	µg/L	1	U	1	U	1	3	U	1	U	5.26	5	U	--
MW-59	MW-59-051921	5/19/2021	µg/L	1	U	1	U	1	3	U	1	U	2.30	5	UJ	--
	MW-59-071321	7/13/2021	µg/L	1	U	1	U	6.81	3	U	1	UJ	2.17	5	U	--
	MW-59-091721	9/17/2021	µg/L	1	U	1	U	1	3	U	1	U	2.35	5	U	--
	MW-59-111721	11/17/2021	µg/L	1	U	1	U	1	3	U	1	U	3.14	5	U	--
	MW-59-030222	3/2/2022	µg/L	1	U	1	U	1	3	U	1	U	3.35	5	U	--
	MW-59-061422	6/14/2022	µg/L	1	U	1	U	1	3	U	1	U	3.91	5	U	--
	MW-59-092022	9/20/2022	µg/L	1	U	1	U	1	3	U	1	U	6.75	5	U	--
	MW-59-121322	12/13/2022	µg/L	1	U	1	U	1	3	U	1	U	3.30	5	U	--
MW-60	MW-60-050420	5/4/2020	µg/L	421	1	U	7.61		175		1	U	111	5.67		--
	MW-60-070720	7/7/2020	µg/L	970	1	U	1.19		15.4		1	U	145	10.3		--
	MW-60-091520	9/15/2020	µg/L	1,190	20	U	20	U	55.7		20	U ^b	212	100	U ^b	--
	MW-60-111120	11/11/2020	µg/L	1.38	1	U	1	U	3	U	1	U	5.57	5	U	--
	MW-60-012021	1/20/2021	µg/L	1	U	1	U	1	3	U	1	U	1	5	U	--
	MW-60-032421	3/24/2021	µg/L	1	U	1	U	1	3	U	1	UJ	1	5	U	--
	MW-60-051921	5/19/2021	µg/L	1	U	1	U	1	3	U	1	U	1	5	UJ	--
	MW-60-071321	7/13/2021	µg/L	1	U	1	U	1	3	U	1	U	1	5	U	--
	MW-60-091721	9/17/2021	µg/L	3.29	1	U	1	U	3	U	1	UJ	2.25	5	U	--
	MW-60-111821	11/18/2021	µg/L	1	U	1	U	1	3	U	1	U	1	5	U	--
	MW-60-030222	3/2/2022	µg/L	1	U	1	U	1	3	U	1	U	1	5	U	--
	MW-60-061422	6/14/2022	µg/L	1.11	1	U	1	U	3	U	1	U	1	5	U	--
	MW-60-092022	9/20/2022	µg/L	1	U	1	U	1	3	U	1	UJ	10.5	5	U	--
	MW-60-121322	12/13/2022	µg/L	1	U	1	U	1	3	U	1	U	1	5	U	--

Table 4B. Analytical Results for Groundwater, Historical

Products (SE) Pipe Line Corporation

Lewis Drive Remediation Site, Belton, South Carolina

Site ID #18693 "Kinder Morgan Belton Pipeline Release"

Location	Sample ID	Sample Date	Units	Analyte														
				Benzene	Ethylbenzene	Toluene	Total Xylenes	1,2-DCA	MTBE	Naphthalene	EDB	RBSL ^a	5.0	700	1,000	10,000	5.0	40
MW-61B	MW-61B-072321	7/23/2021	µg/L	1	U	1	U	1	U	3	U	1	U	1	U	5	U	--
	MW-61B-091721	9/17/2021	µg/L	1	U	1	U	1	U	3	U	1	UJ	1	U	5	U	--
	MW-61B-111721	11/17/2021	µg/L	1	U	1	U	1	U	3	U	1	U	1	U	5	U	--
	MW-61B-030222	3/2/2022	µg/L	1	U	1	U	1	U	3	U	1	U	1	U	5	U	--
	MW-61B-061422	6/14/2022	µg/L	1	U	1	U	1	U	3	U	1	U	1	U	5	U	--
	MW-61B-092022	9/20/2022	µg/L	1	U	1	U	1	U	3	U	1	U	1	U	5	U	--
	MW-61B-121322	12/13/2022	µg/L	1	U	1	U	1	U	3	U	1	U	1	U	5	U	--
MW-62	MW-62-051921	5/19/2021	µg/L	1	U	1	U	1	U	3	U	1	U	1	U	5	UJ	--
	MW-62-071321	7/13/2021	µg/L	1	U	1	U	1	U	3	U	1	UJ	1	U	5	U	--
	MW-62-091721	9/17/2021	µg/L	1	U	1	U	1	U	3	U	1	U	1	U	5	U	--
	MW-62-111721	11/17/2021	µg/L	1	U	1	U	1	U	3	U	1	U	1	U	5	U	--
	MW-62-030222	3/2/2022	µg/L	1	U	1	U	1	U	3	U	1	U	1	U	5	U	--
	MW-62-061422	6/14/2022	µg/L	1	U	1	U	1	U	3	U	1	U	1	U	5	U	--
	MW-62-092022	9/20/2022	µg/L	1	U	1	U	1	U	3	U	1	U	1	U	5	U	--
	MW-62-121322	12/13/2022	µg/L	1	U	1	U	1	U	3	U	1	U	1	U	5	U	--
MW-63	MW-63-051921	5/19/2021	µg/L	1	U	1	U	1	U	3	U	1	U	6.01		5	UJ	--
	MW-63-071321	7/13/2021	µg/L	1	U	1	U	1	U	3	U	1	UJ	2.41		5	U	--
	MW-63-091721	9/17/2021	µg/L	1	U	1	U	1	U	3	U	1	U	1.95		5	U	--
	MW-63-111721	11/17/2021	µg/L	1	U	1	U	1	U	3	U	1	U	2.64		5	U	--
	MW-63-030222	3/2/2022	µg/L	1	U	1	U	1	U	3	U	1	U	11.5		5	U	--
	MW-63-061422	6/14/2022	µg/L	1	U	1	U	1	U	3	U	1	U	17.7		5	U	--
	MW-63-092022	9/20/2022	µg/L	1	U	1	U	1	U	3	U	1	U	3.43		5	U	--
	MW-63-121322	12/13/2022	µg/L	1	U	1	U	1	U	3	U	1	U	1	U	5	U	--

Notes:

^a RBSL = Risk-based screening levels identified in South Carolina Underground Storage Tank Management Division Programmatic Quality Assurance Program Plan, Revision 3.1, Table D1 "RBSLs for Groundwater," February 2016

^b The analyte was analyzed for, but was not detected above the laboratory reporting/quantitation limit. However, the laboratory reporting/quantitation limit is above the screening criteria. The actual absence or presence of this analyte between the screening criteria and the laboratory reporting/quantitation limit cannot be determined.

Samples analyzed by U.S. Environmental Protection Agency Methods SW 8260B/8260D and 8011.

Gray shading indicates the analyte exceeded RBSLs.

Gray shading indicates the analyte exceeded RBSLs.

µg/L = microgram(s) per liter

1,2-DCA = 1,2-dichloroethane

EDB = 1,2-dibromoethane

ID = identification

MTBE = methyl tertiary butyl ether

MW = monitoring well

U = analyte was not detected above the reported sample quantitation limit

J = estimated result

UJ = analyte was not detected above the reported sample quantitation limit and should be considered estimated

NS-FP = sample not collected due to the presence of free product in the well

NS-HS = sample not collected due to health and safety concerns

NS-IW = sample not collected due to insufficient volume of water in well

NS-OL = sample not collected because it was overlooked in the field

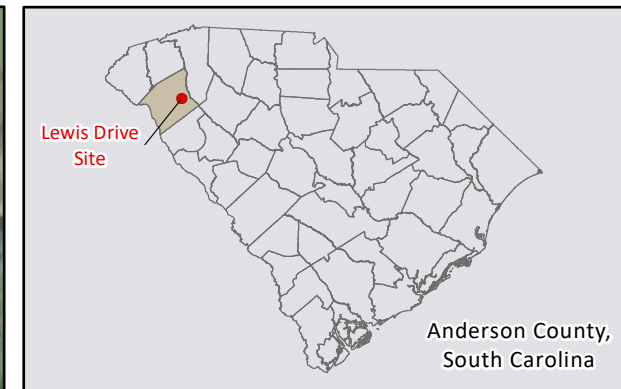
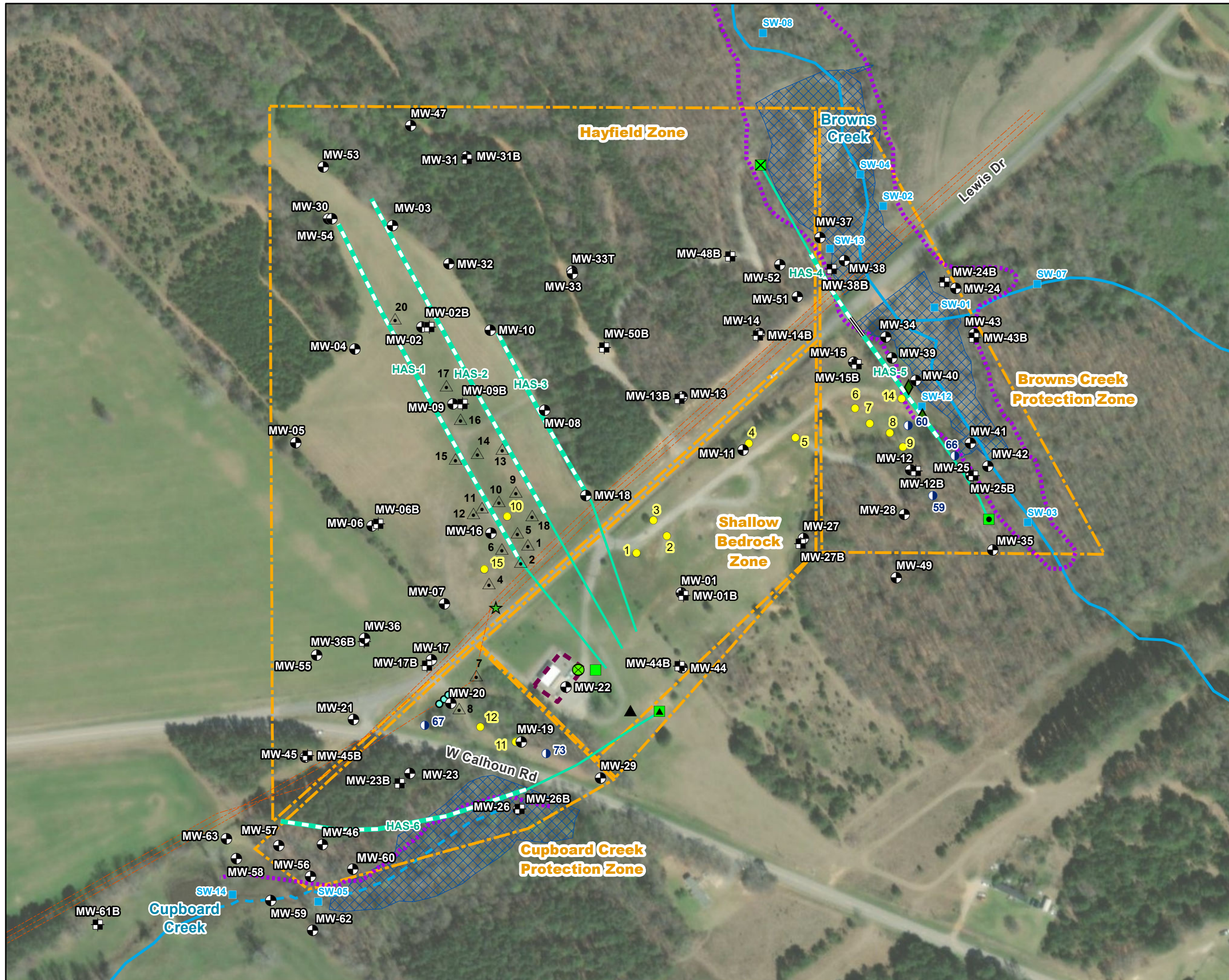
NS-SL = sample not analyzed due to sample being lost in transit to laboratory

NS-PS = sample not collected due to the observation of product sheen in well

NS-SS = sample not collected based on revised sampling schedule

NS = not sampled

Figures



LEGEND

- ★ Release Point
- Monitoring Well
- ⊕ Bedrock Monitoring Well
- ⊖ Piezometer
- △ Recovery Sump
- Recovery Trench Point
- Recovery Well (4-inch diameter)
- Surface Water Sampling Location
- ▲ Septic Tank
- ◆ Seep Location
- Vertical Saprolite Sparging
- ⊗ HAS-1 Manway
- ⊗ HAS-4/HAS-5 Manway (Distal End)
- ⊗ HAS-4/HAS-5 Manway (Proximal End)
- ⊗ HAS-6 Manway (Proximal End)
- Main Valve Box
- ▬ Grout
- ▬ Horizontal Sparging Well Screen
- ▬ Horizontal Sparging Well Riser
- ▬ Pipeline
- ▬ Waterbody
- ▬ Intermittent Stream
- ▭ Delineated Wetland
- ⋯ Inspection Route for Sheen or Distressed Vegetation
- ⊕ AS System Compound
- ⊕ Remediation Zone

Note:
 All quarterly wells will be sampled semiannually.
 All quarterly and semiannual samples will be sampled annually.

Base Map Sources:
 Environmental Systems Research Institute (Esri)
 ArcMap World Imagery, 2020. Basemap features are approximate.
 United States Geological Survey (USGS) National Hydrography Dataset (NHD)

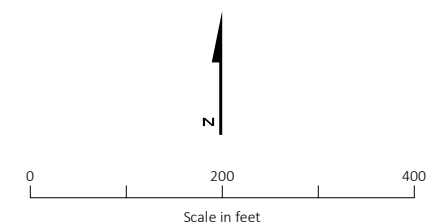
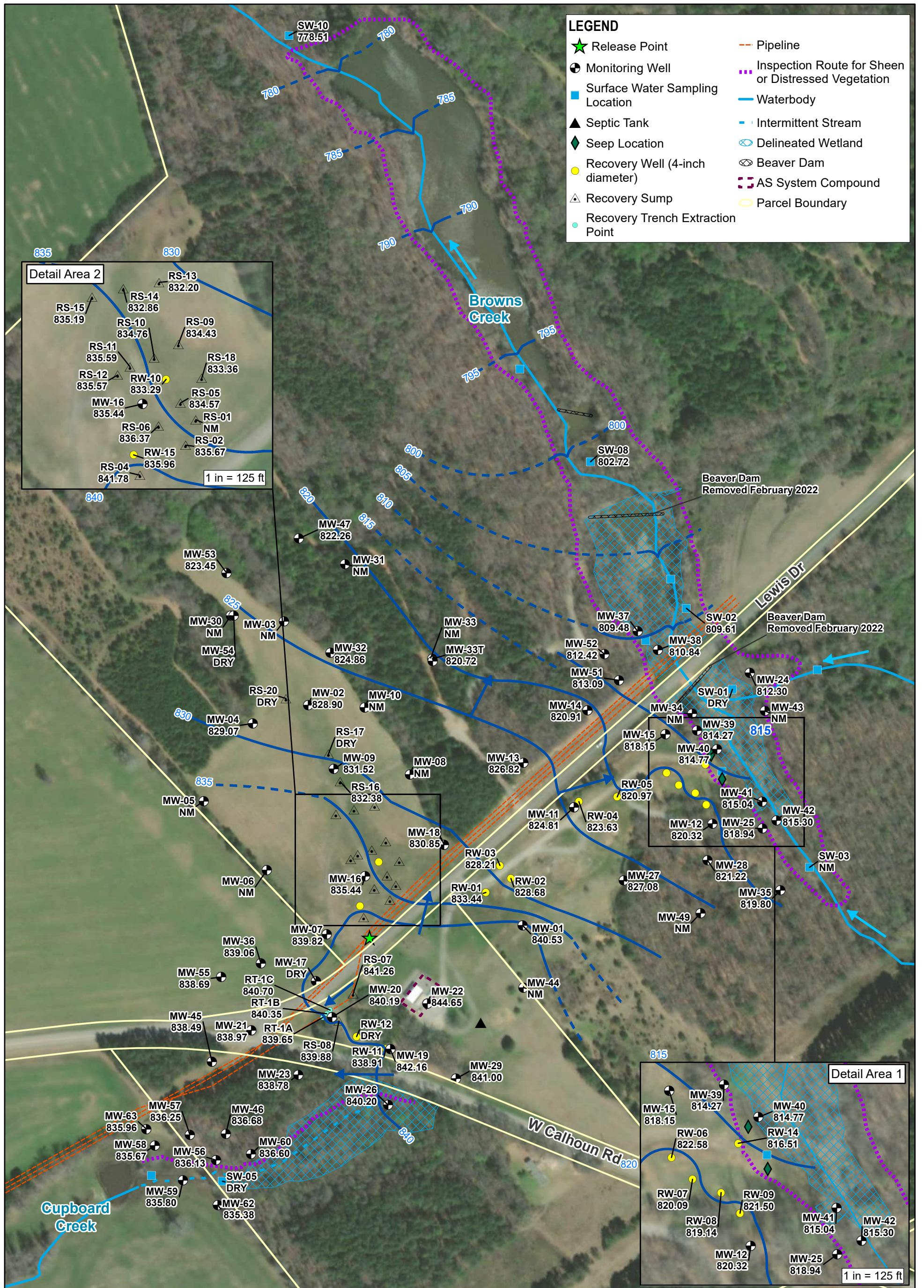


Figure 1. Site Overview
 Lewis Drive Remediation Site
 Belton, South Carolina
 Site ID #18693 "Kinder Morgan Belton Pipeline Release"



810.70 Corrected Groundwater Elevation as of September 19 and 20, 2022
in feet above mean sea level.
DRY Well was dry at time of gauging.
NM Not Measured

Base Map Sources:
*Environmental Systems Research Institute (Esri) ArcMap World Imagery, 2021.
Basemap features are approximate.
*United States Geological Survey (USGS), National Hydrography Dataset (NHD)

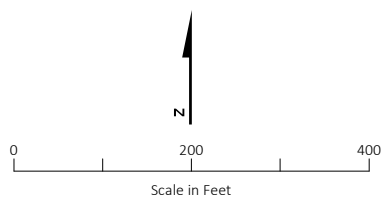
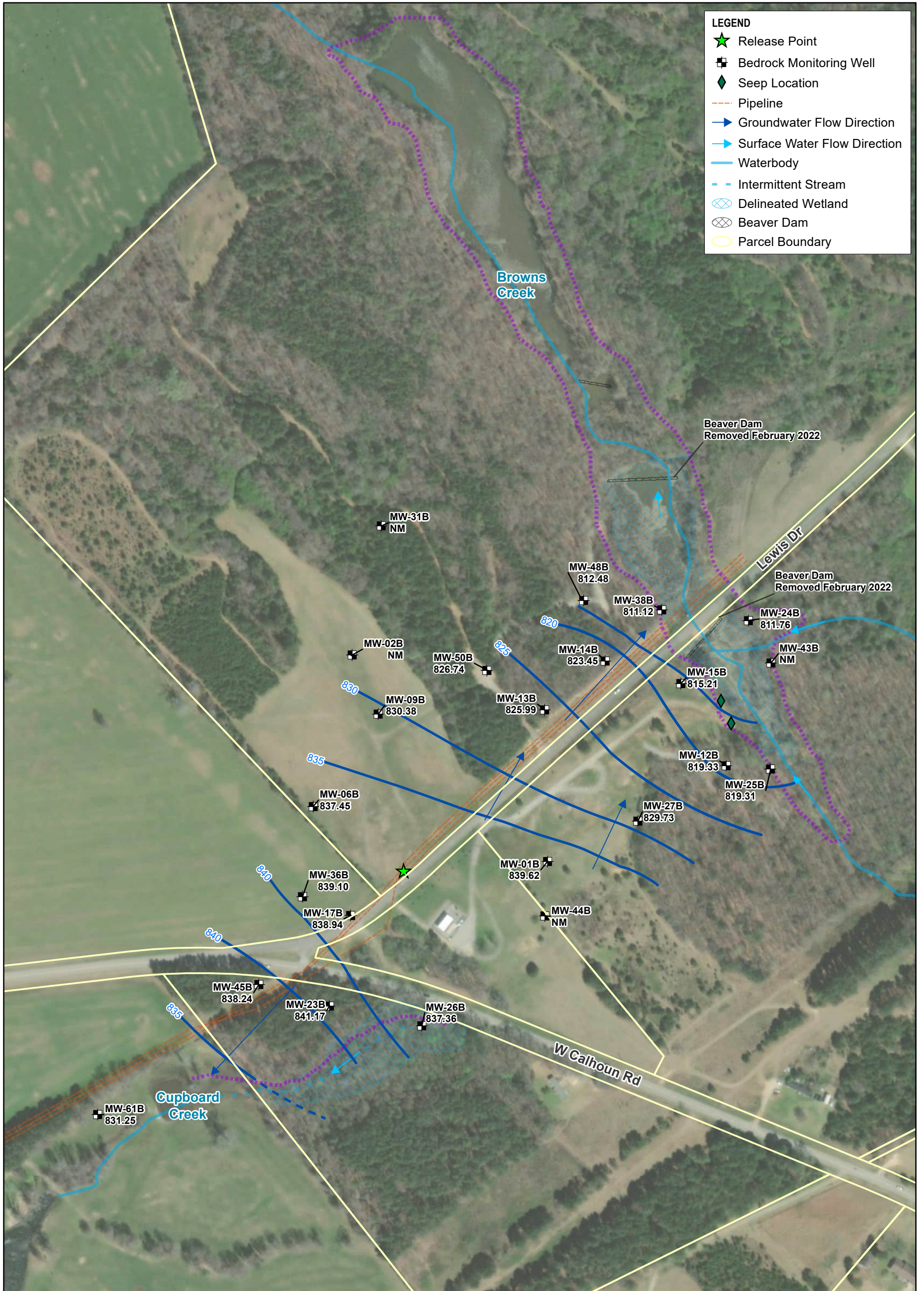
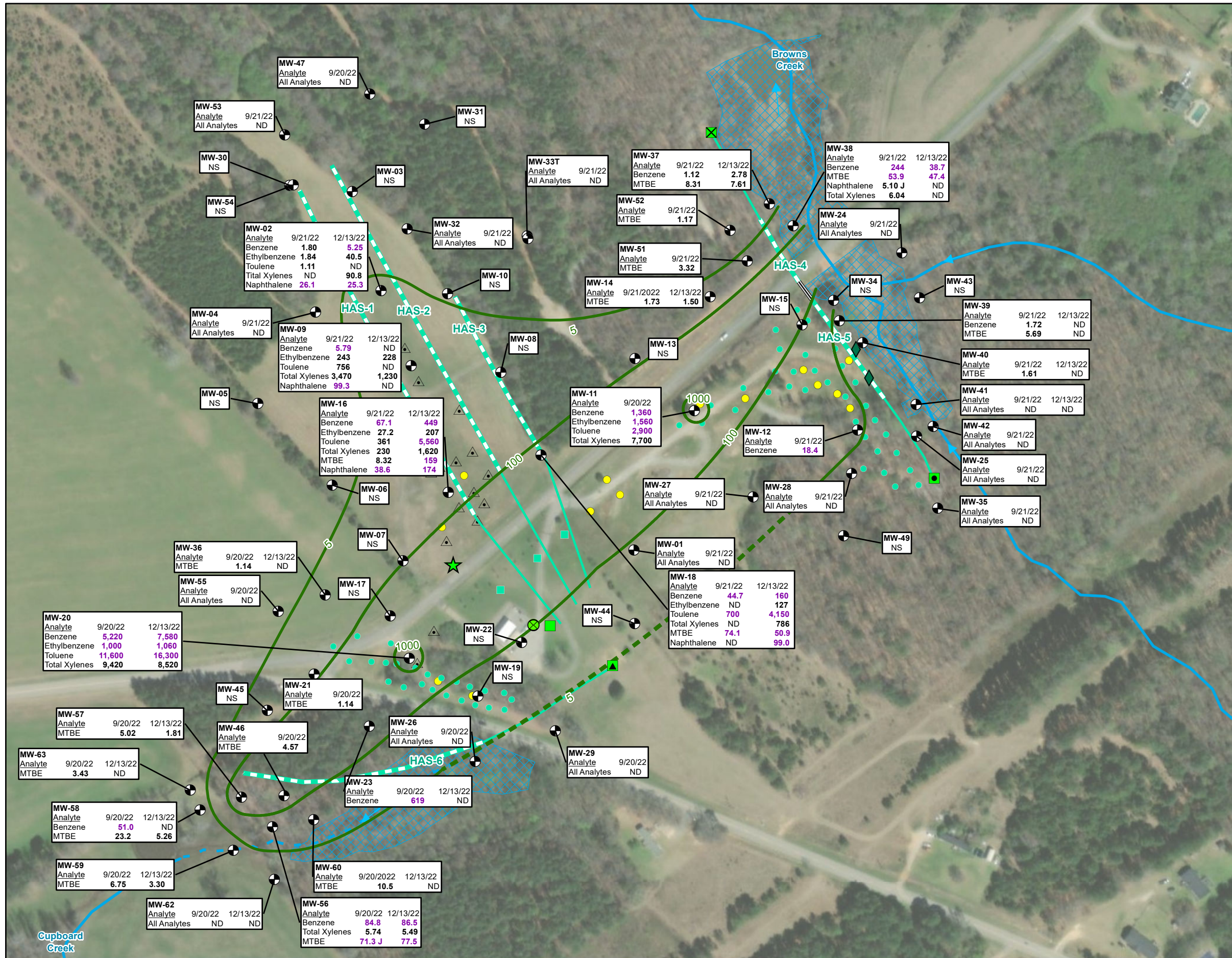


Figure 2A. Residuum Groundwater and Surface Water Elevation Map
Lewis Drive Remediation Site
Belton, South Carolina
Site ID #18693 "Kinder Morgan Belton Pipeline Release"





LEGEND

- ★ Release Point
- ⊕ Residuum Monitoring Well
- ◆ Seep Location
- Recovery Well (4-inch diameter)
- △ Recovery Sump
- ⊗ HAS-1 Manway
- ⊗ HAS-4/HAS-5 Manway (Distal End)
- ⊗ HAS-4/HAS-5 Manway (Proximal End)
- ⊗ HAS-6 Manway (Proximal End)
- Main Valve Box
- ==== Grout
- Horizontal Sparging Well Screen
- Horizontal Sparging Well Riser
- Surface Water Flow Direction
- Waterbody
- - - Intermittent Stream
- ⊞ Delineated Wetland

NOTES:

1. Total Xylenes is the sum of m-, o-, and p-xylene
2. MTBE = Methyl Tertiary Butyl Ether
3. Analyte concentration in microgram(s) per liter (µg/L)
4. Only detected analytes are shown on map
5. J = Estimated value
6. MW = monitoring well
7. ND = Groundwater was collected and analyzed, but no analytes were detected above the reported sample quantitation limit
8. NS = Sample not collected
9. Isocontours are based on the September 2022 Semiannual Monitoring Event Results

Purple indicates the analyte exceeded risk-based screening levels (RBSLs) identified in South Carolina Underground Storage Tank Management Division Programmatic Quality Assurance Program Plan Revision 3.1, Table D1 "RBSLs for Groundwater", February 2016.

Base Map Sources:
 *Environmental Systems Research Institute (Esri) ArcMap World Imagery, 2021. Basemap features are approximate.
 *United States Geological Survey (USGS) National Hydrography Dataset (NHD)

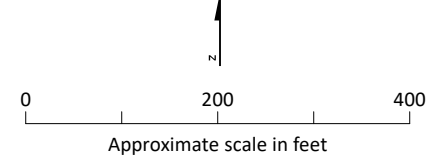
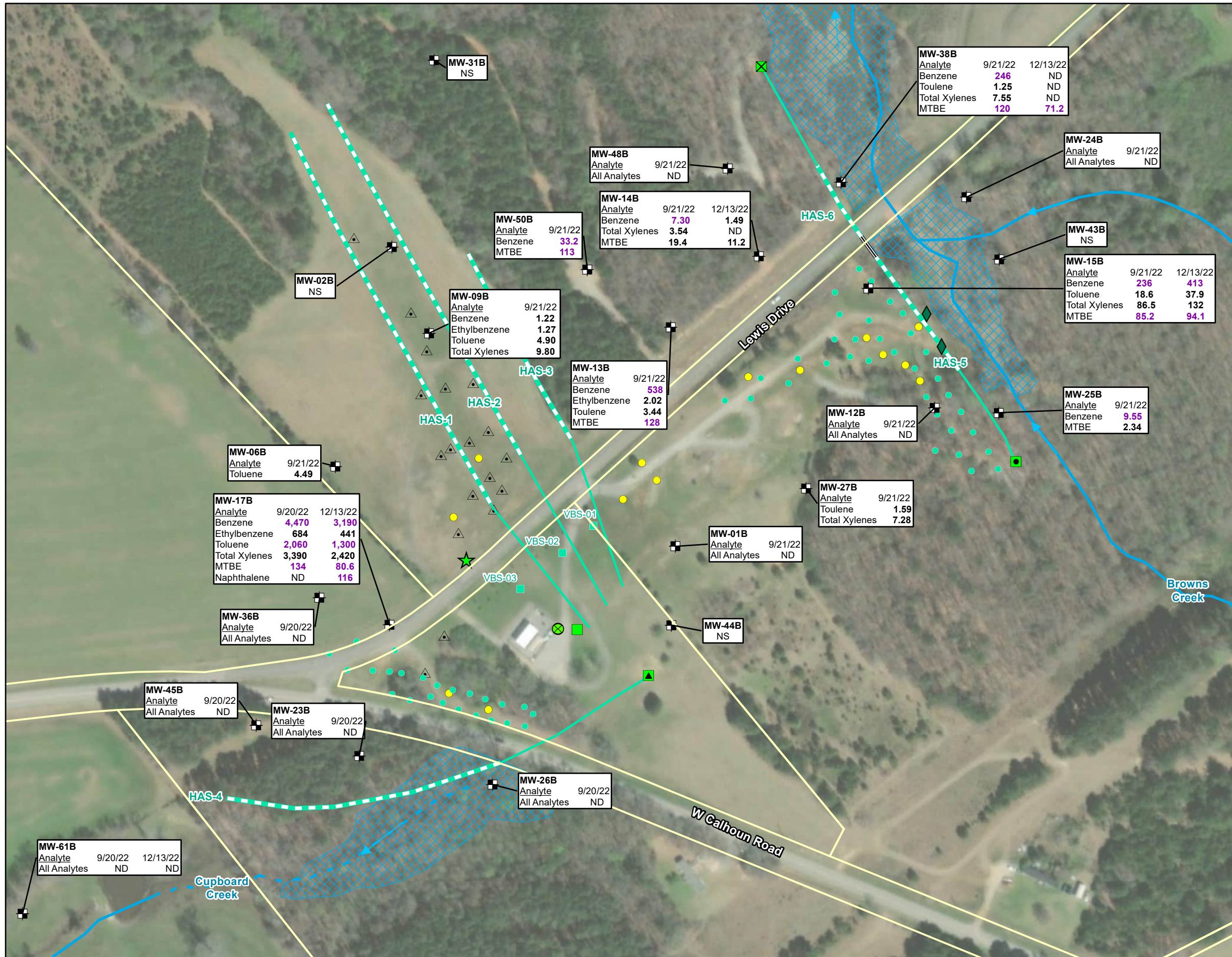


Figure 3A. Groundwater Analytical Results in Residuum Aquifer, September and December 2022
 Lewis Drive Remediation Site
 Belton, South Carolina
 Site ID #18693 "Kinder Morgan Belton Pipeline Release"



LEGEND

- ★ Release Point
- ⊠ Bedrock Monitoring Well
- ◆ Seep Location
- Recovery Well (4-inch diameter)
- △ Recovery Sump
- ⊗ HAS-1 Manway
- ⊗ HAS-4/HAS-5 Manway (Distal End)
- ⊗ HAS-4/HAS-5 Manway (Proximal End)
- ⊗ HAS-6 Manway (Proximal End)
- Main Valve Box
- Surface Water Flow Direction
- ≡≡≡ Grout
- Horizontal Sparging Well Screen
- Horizontal Sparging Well Riser
- Waterbody
- - - Intermittent Stream
- ⊞ Delineated Wetland
- ▭ Parcel Boundary

- NOTES:
- Total Xylenes is the sum of m-, o-, and p-xylene
 - MTBE = Methyl Tertiary Butyl Ether
 - Analyte concentration in microgram(s) per liter (µg/L)
 - Only detected analytes are shown on map
 - MW = monitoring well
 - ND = Groundwater was collected and analyzed, but no analytes were detected above the reported sample quantitation limit

Purple indicates the analyte exceeded risk-based screening levels (RBSLs) identified in South Carolina Underground Storage Tank Management Division Programmatic Quality Assurance Program Plan Revision 3.1, Table D1 "RBSLs for Groundwater", February 2016.

Base Map Sources:
 *Environmental Systems Research Institute (Esri)
 ArcMap World Imagery, 2021. Basemap features are approximate.
 *United States Geological Survey (USGS) National Hydrography Dataset (NHD)

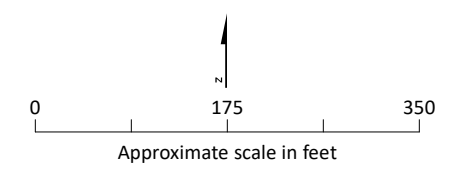
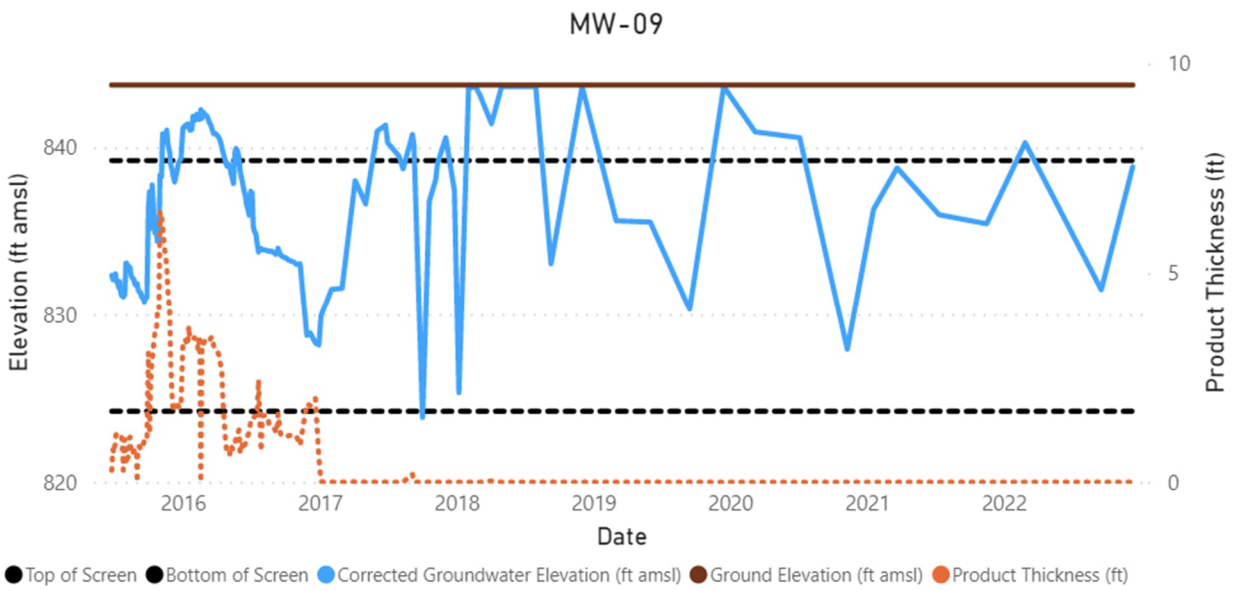
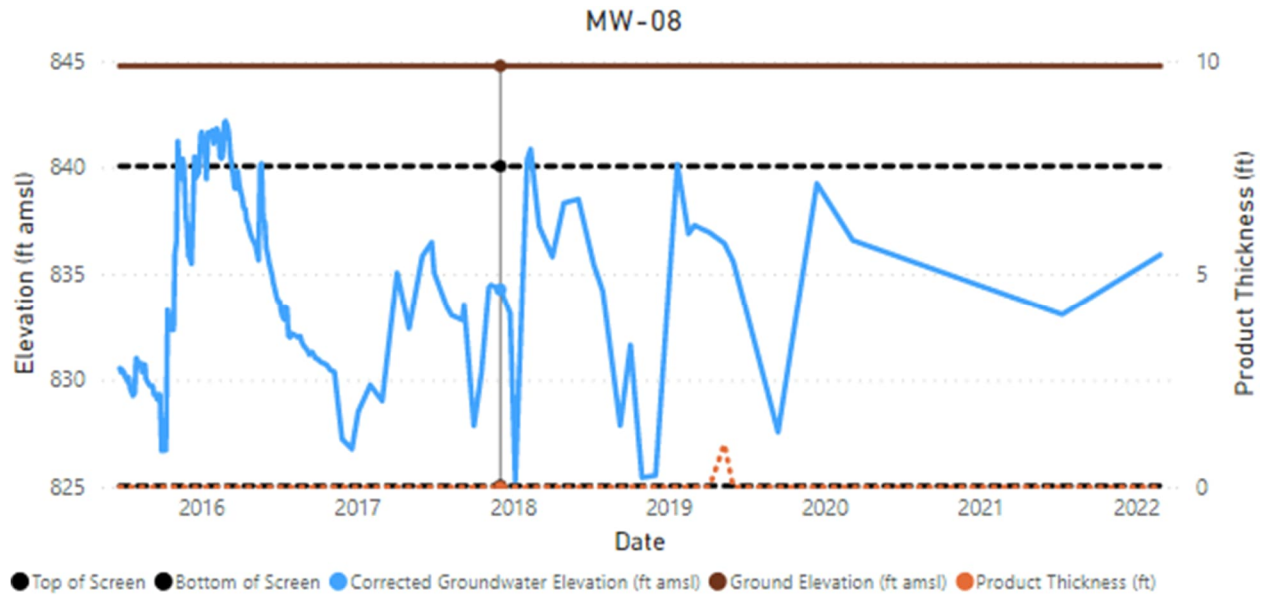


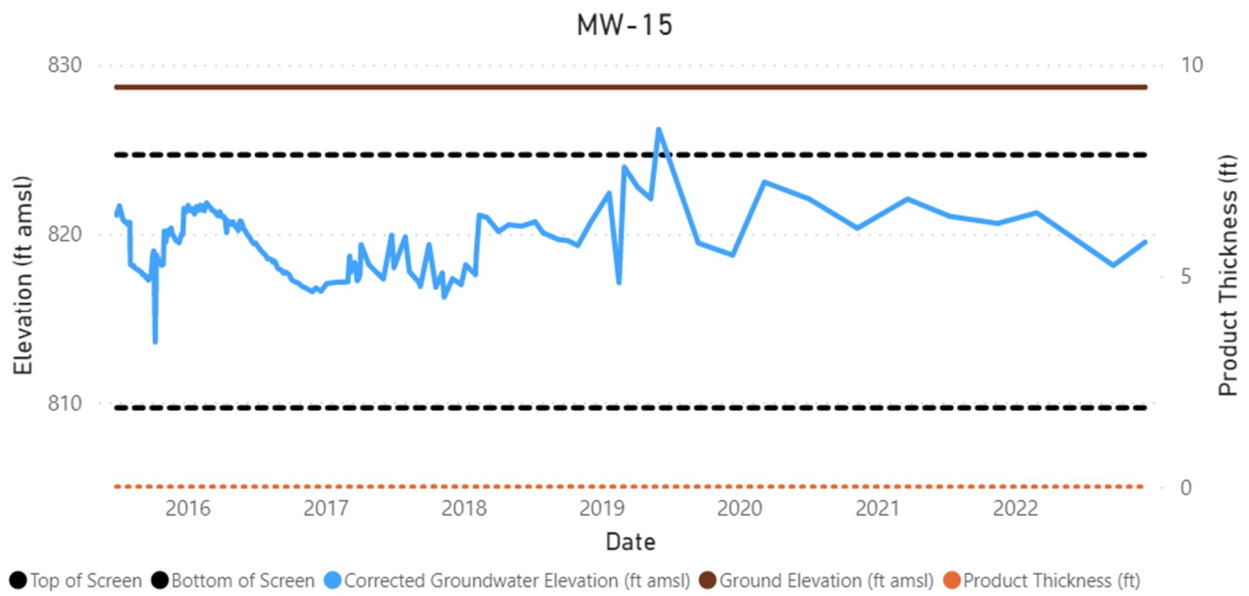
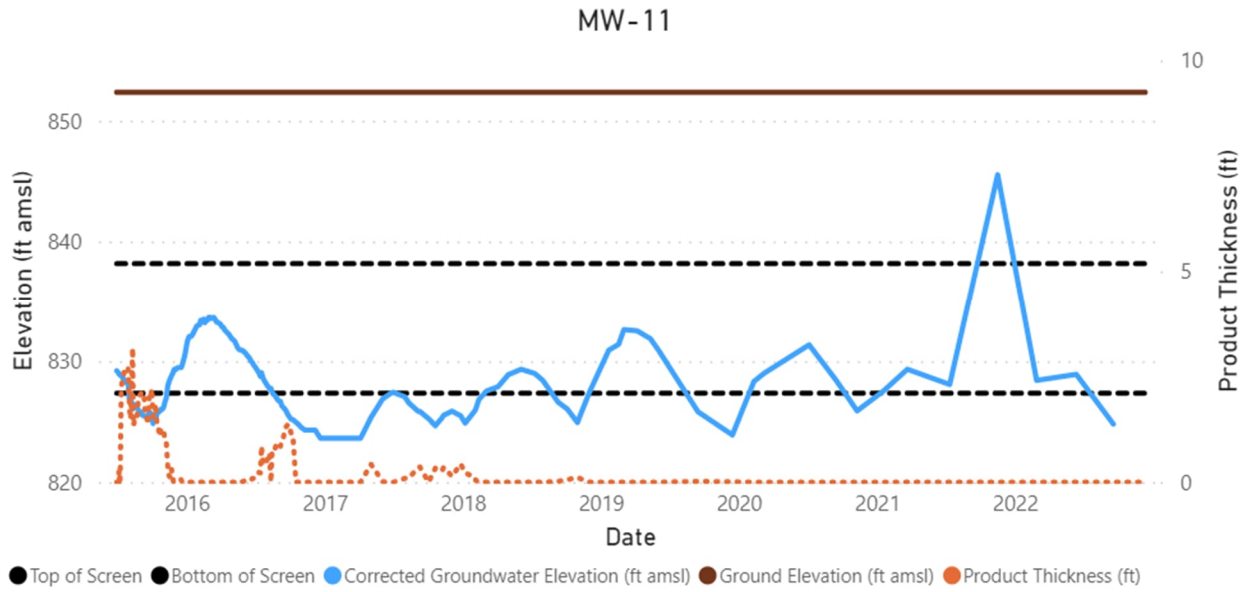
Figure 3B. Groundwater Analytical Results in Bedrock Aquifer, September and December 2022
 Lewis Drive Remediation Site
 Belton, South Carolina
 Site ID #18693 "Kinder Morgan Belton Pipeline Release"

Attachment A
Product Thickness Trends

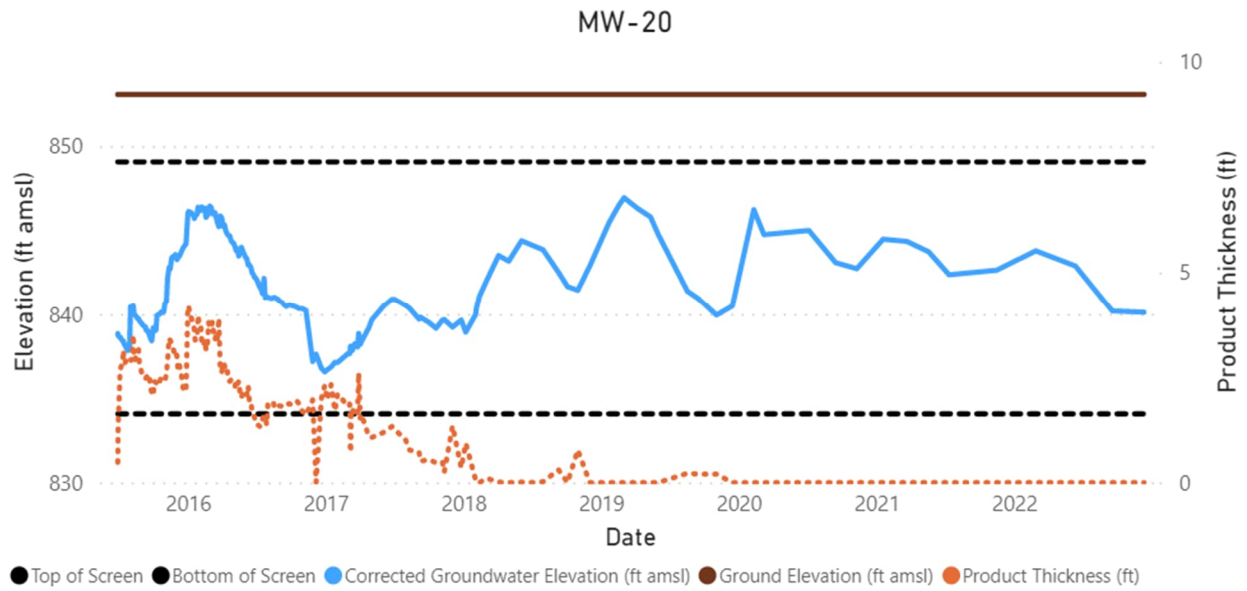
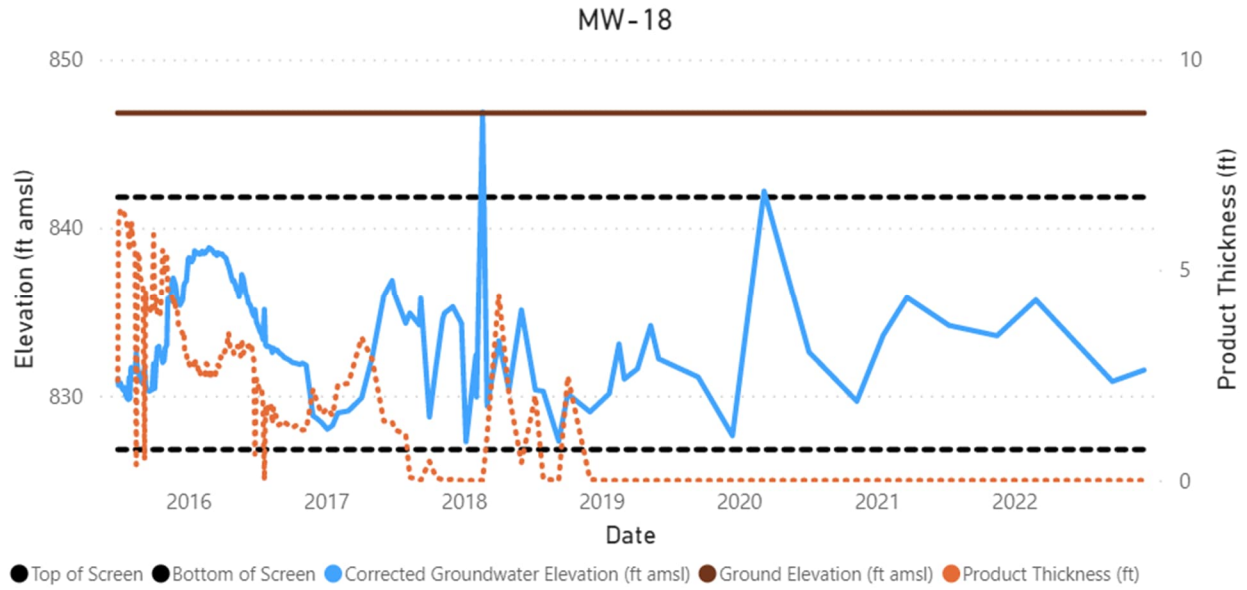
Attachment A – Product Thickness Trends



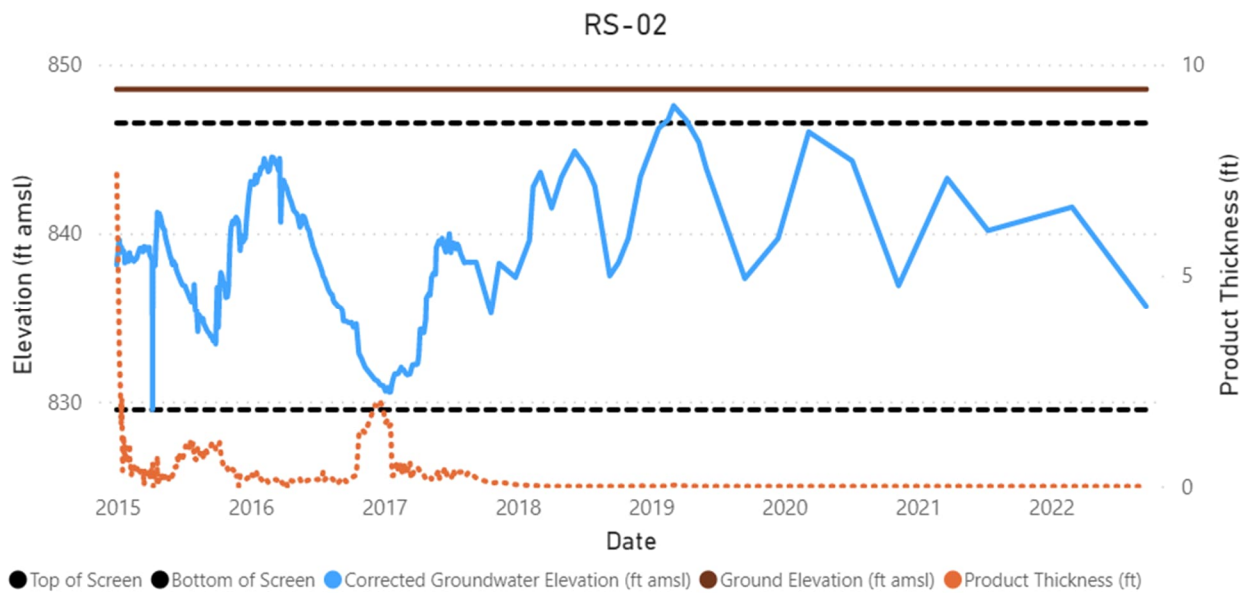
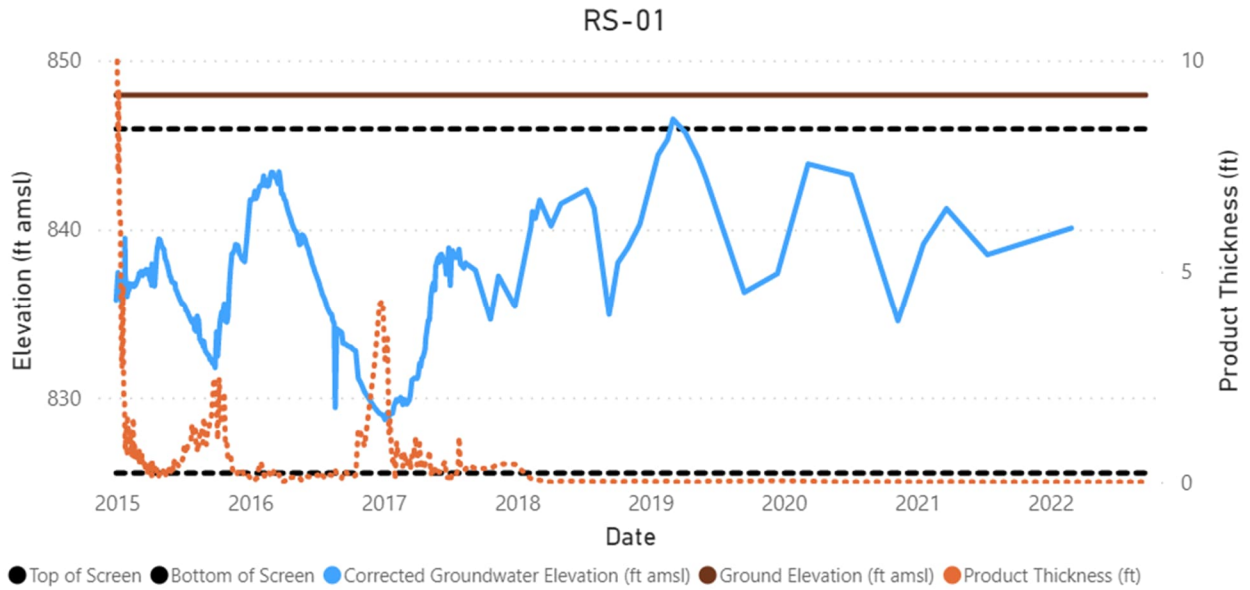
Attachment A – Product Thickness Trends



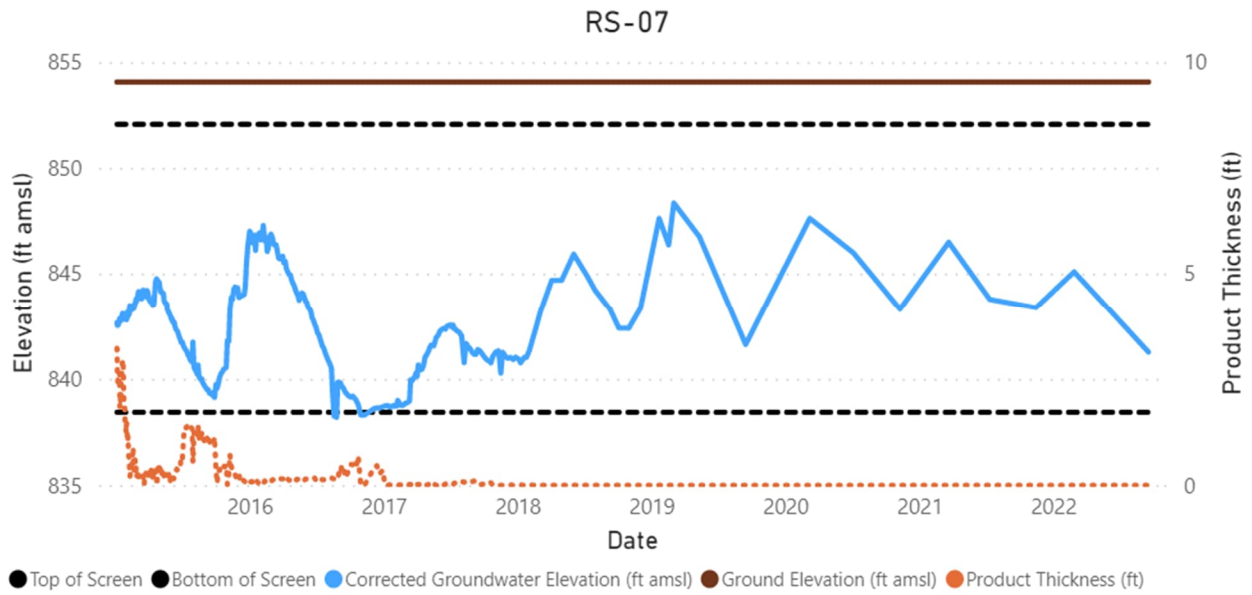
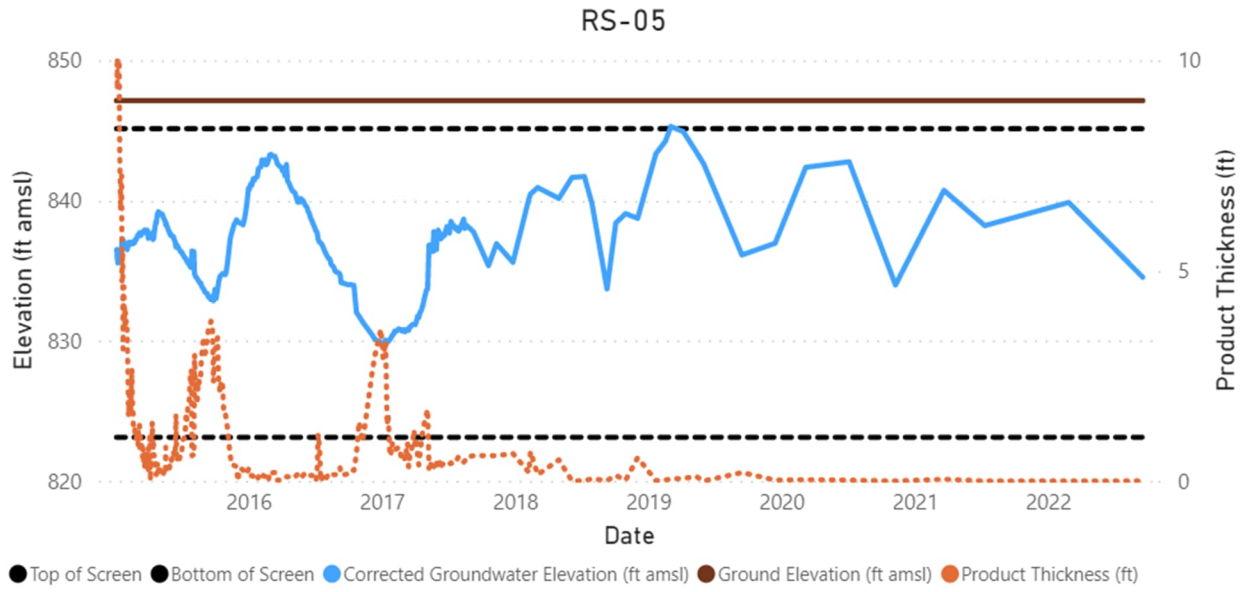
Attachment A – Product Thickness Trends



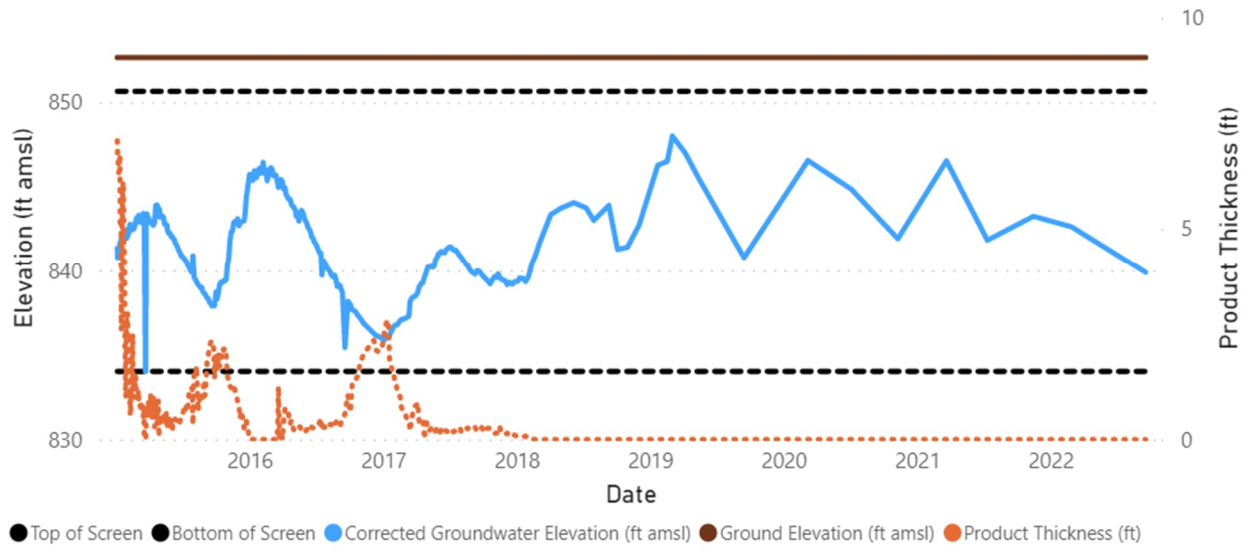
Attachment A – Product Thickness Trends



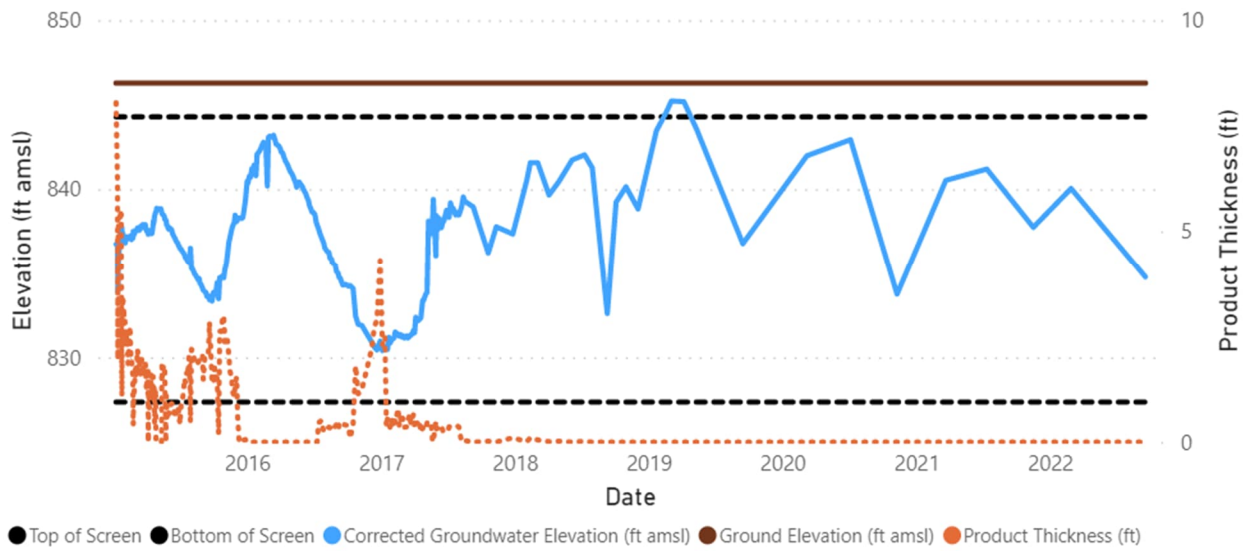
Attachment A – Product Thickness Trends



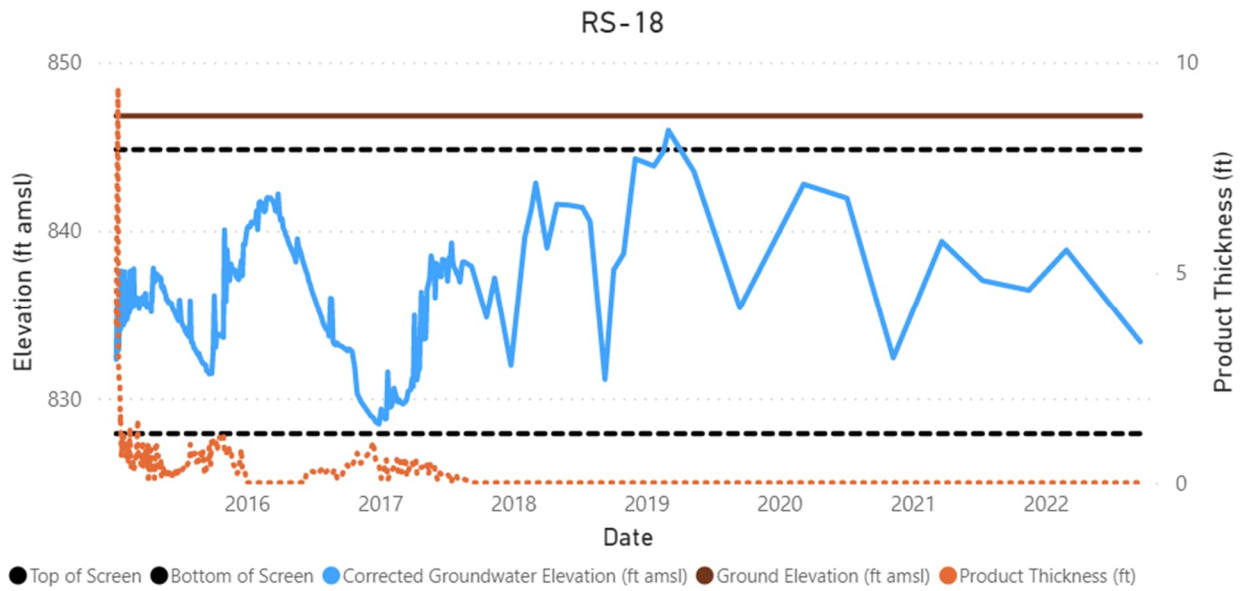
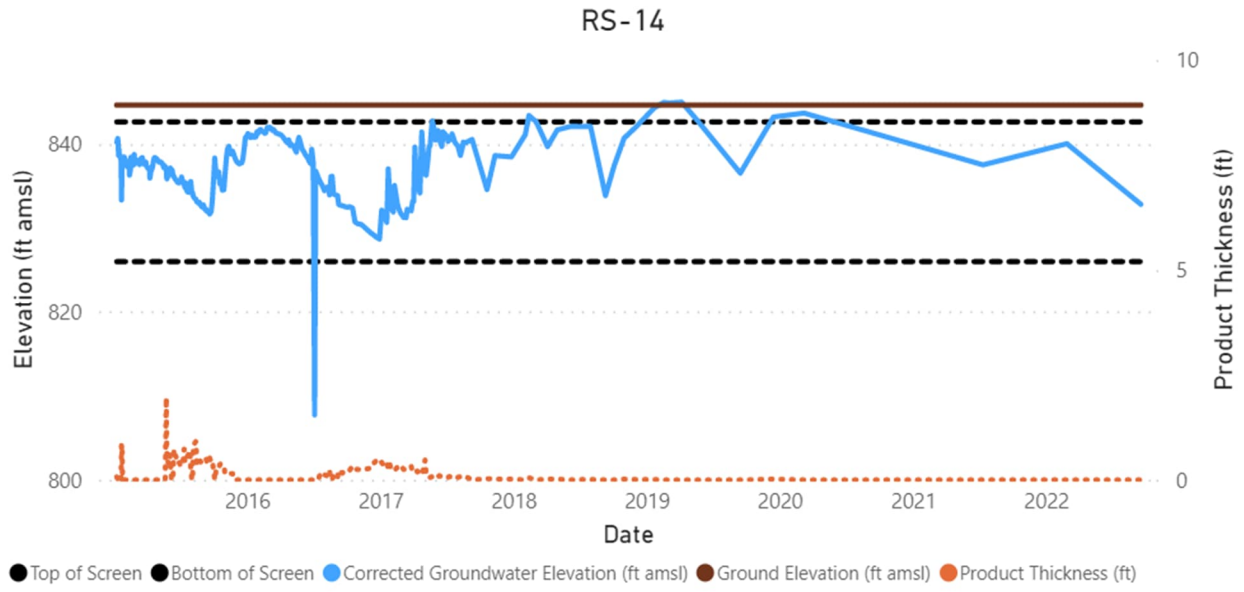
RS-08



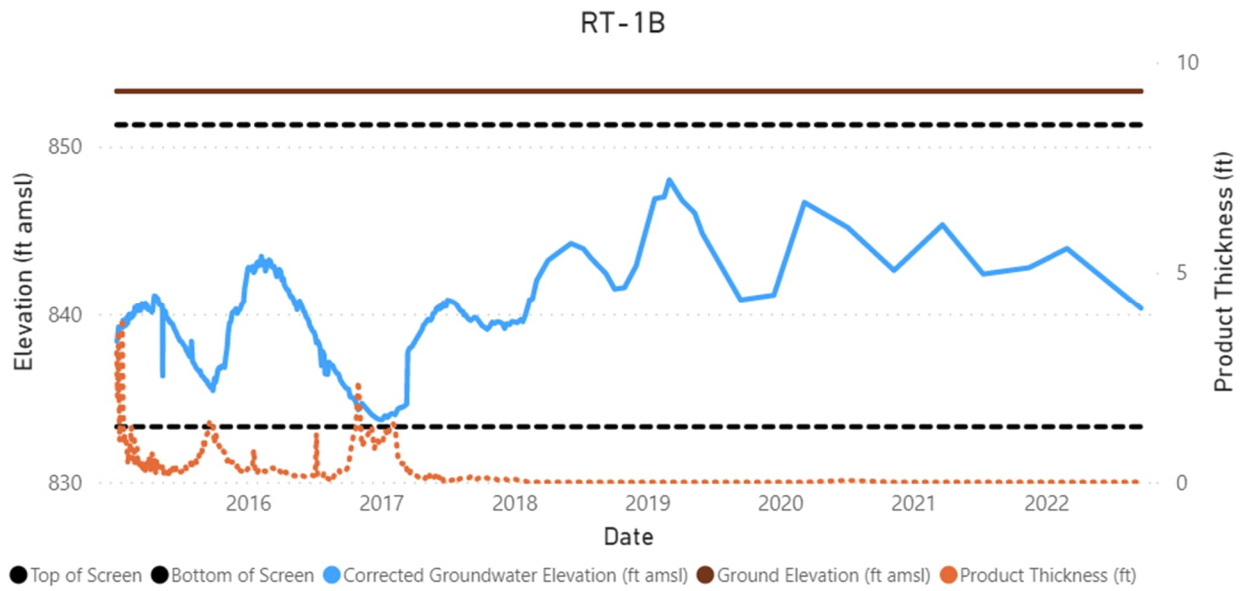
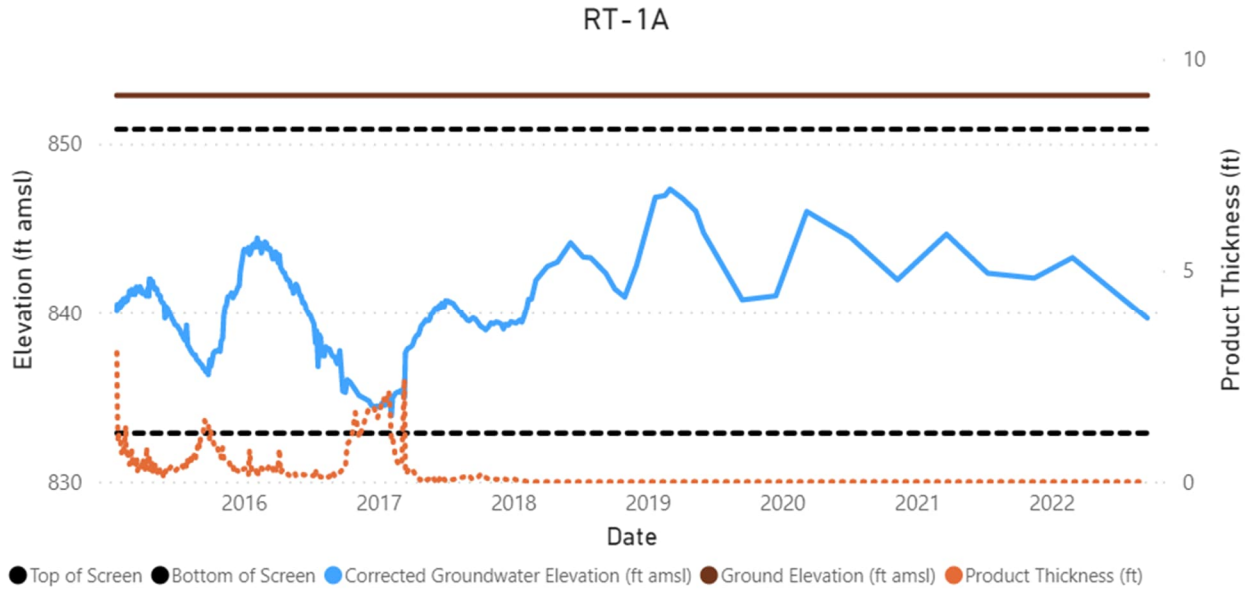
RS-10



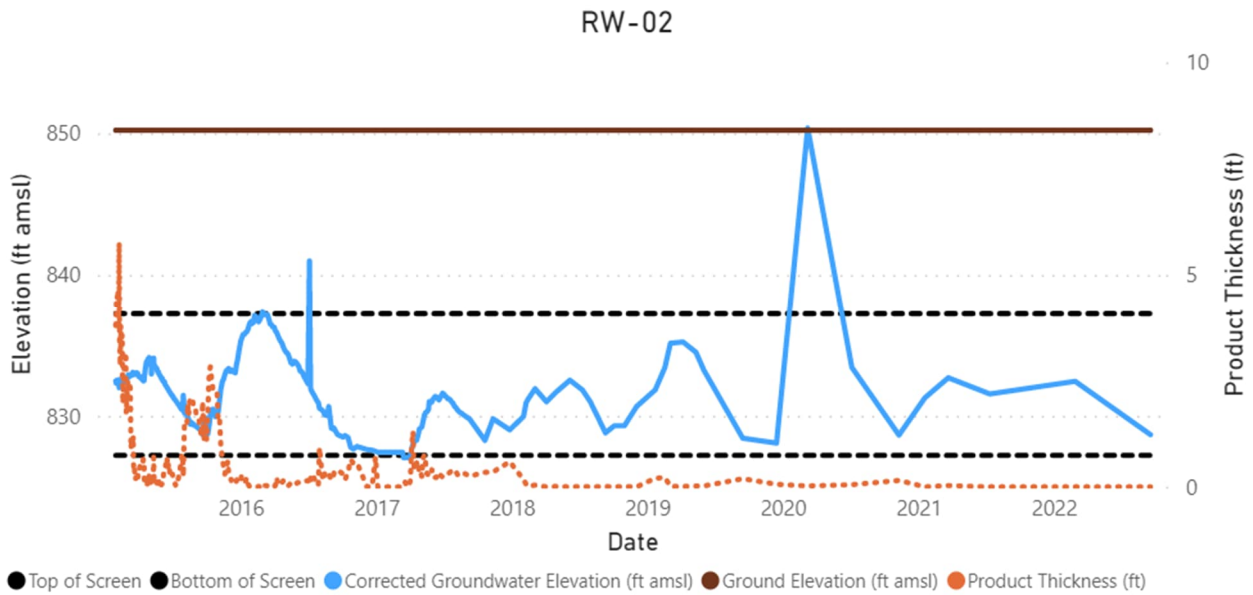
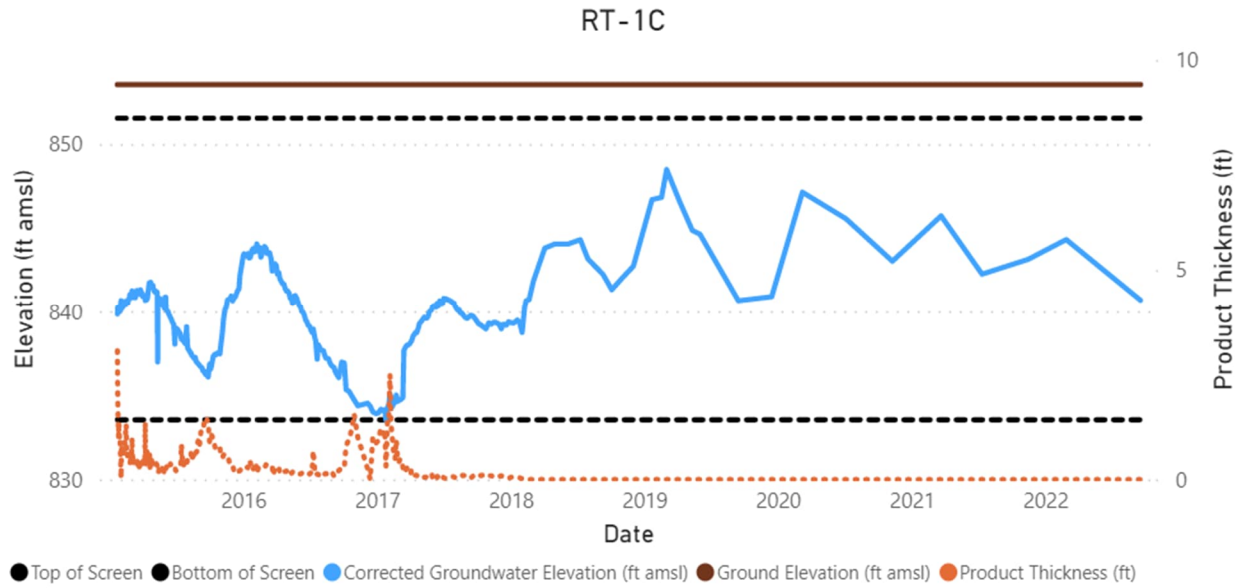
Attachment A – Product Thickness Trends



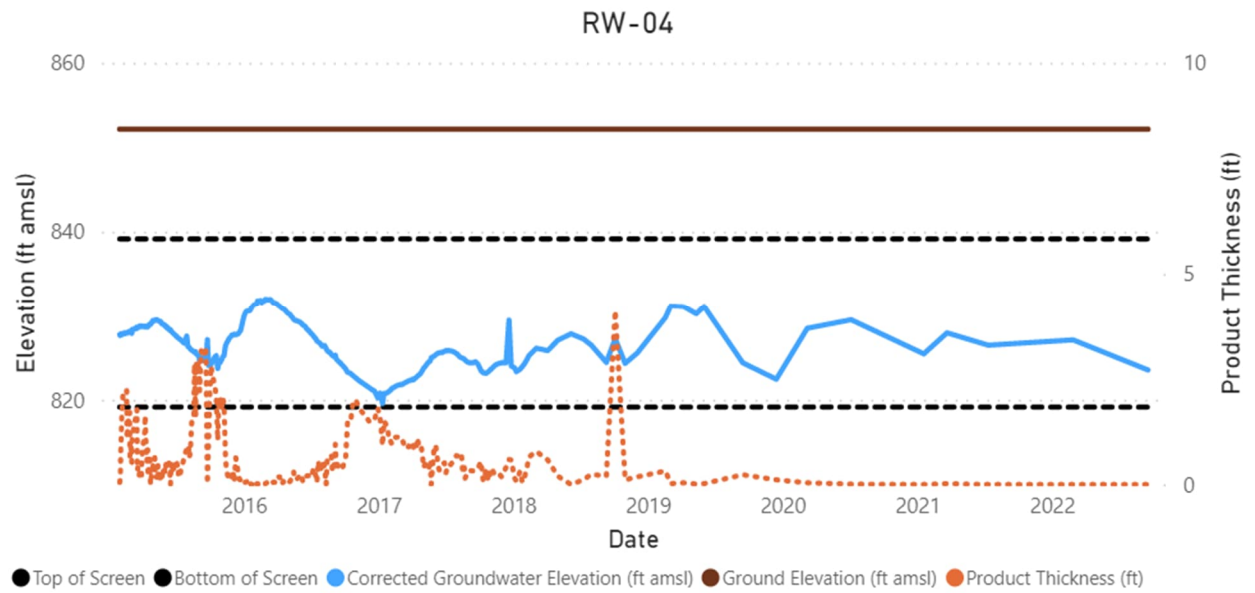
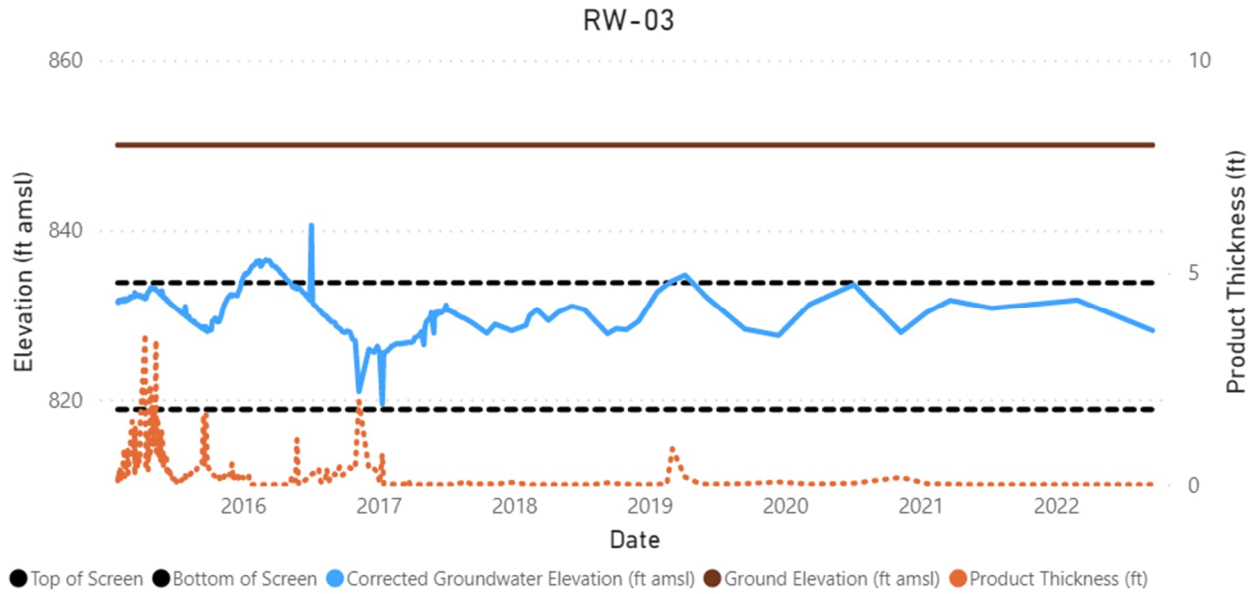
Attachment A – Product Thickness Trends



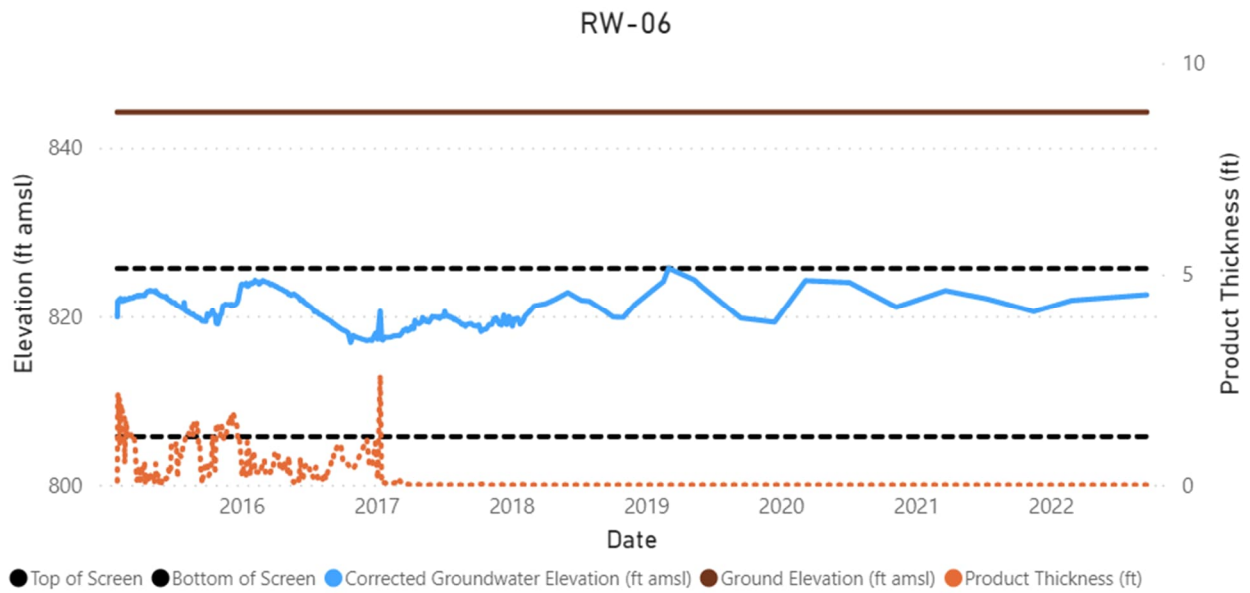
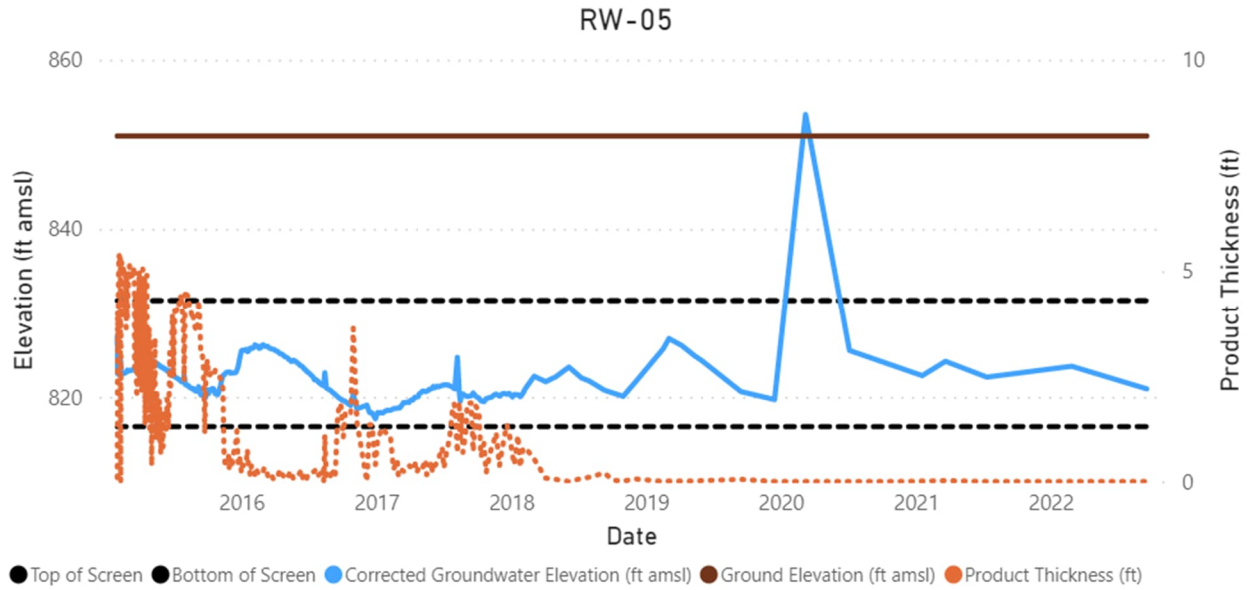
Attachment A – Product Thickness Trends



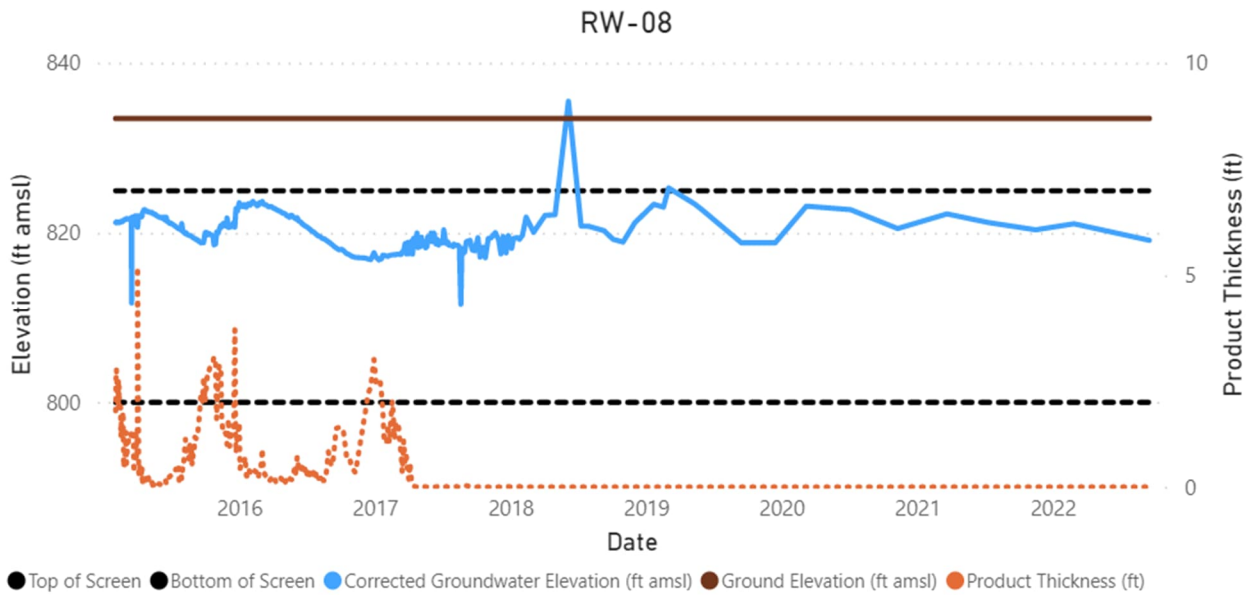
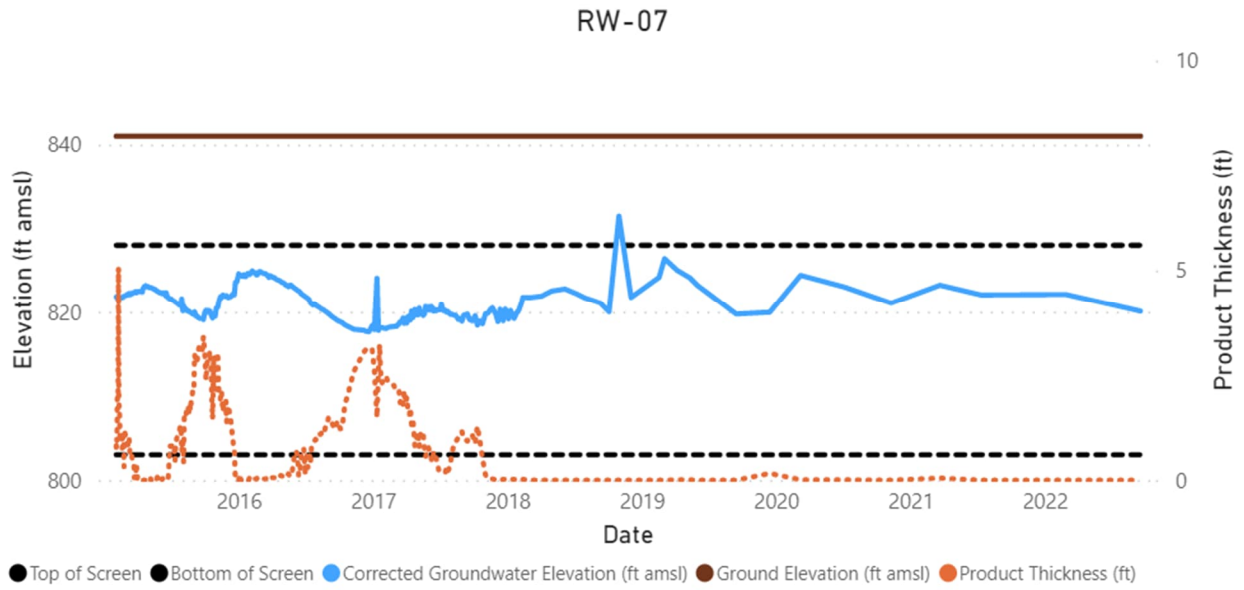
Attachment A – Product Thickness Trends



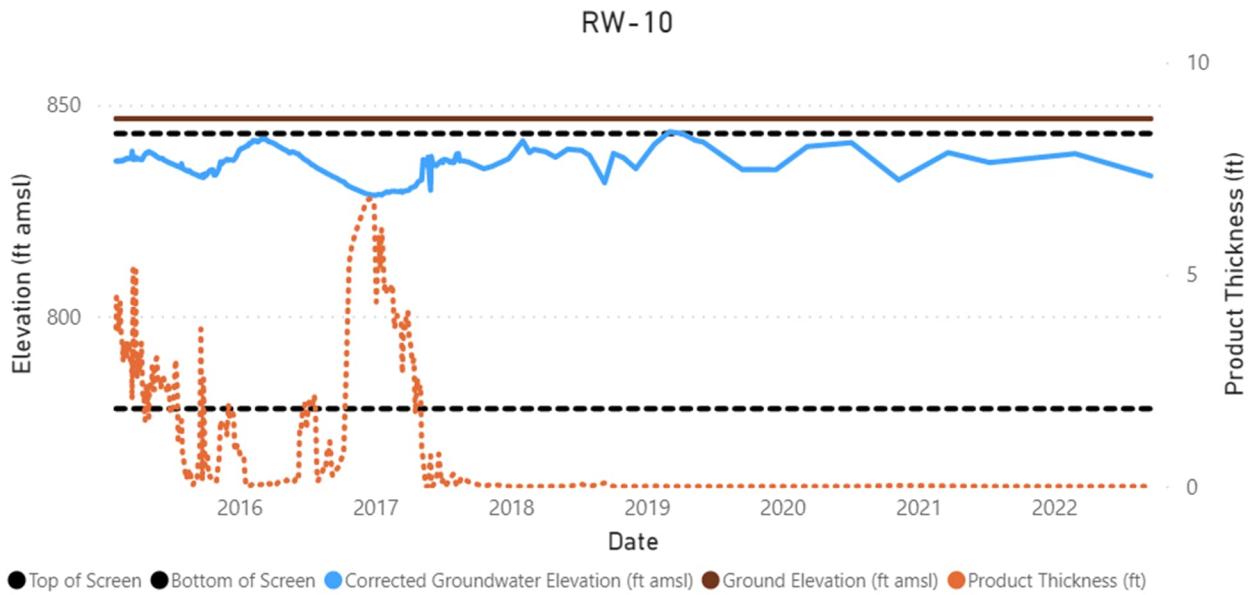
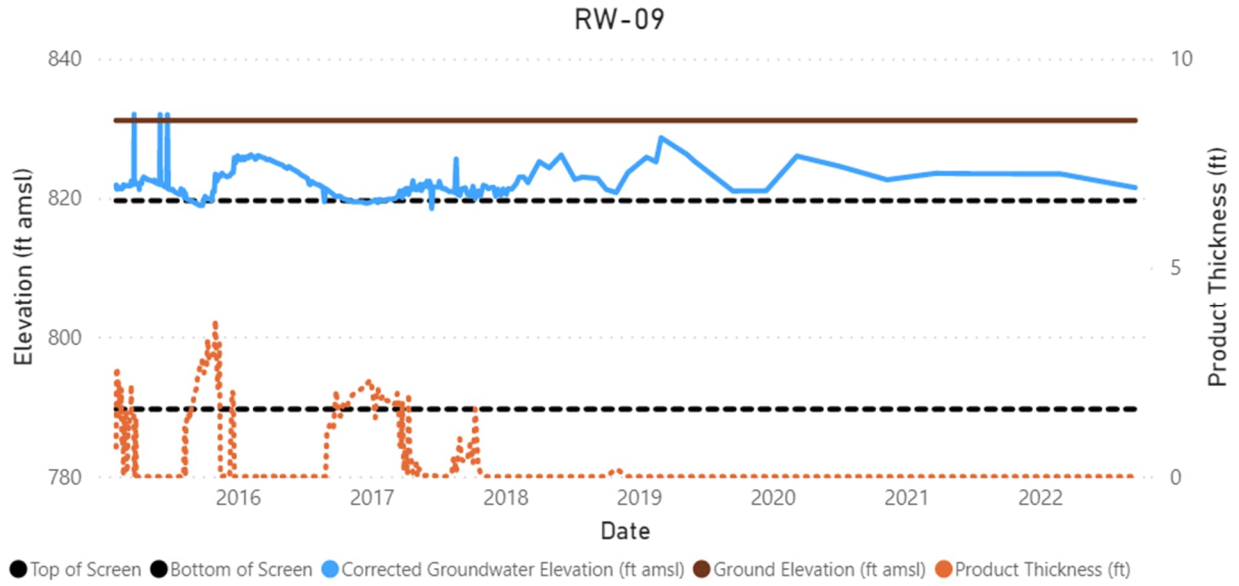
Attachment A – Product Thickness Trends



Attachment A – Product Thickness Trends

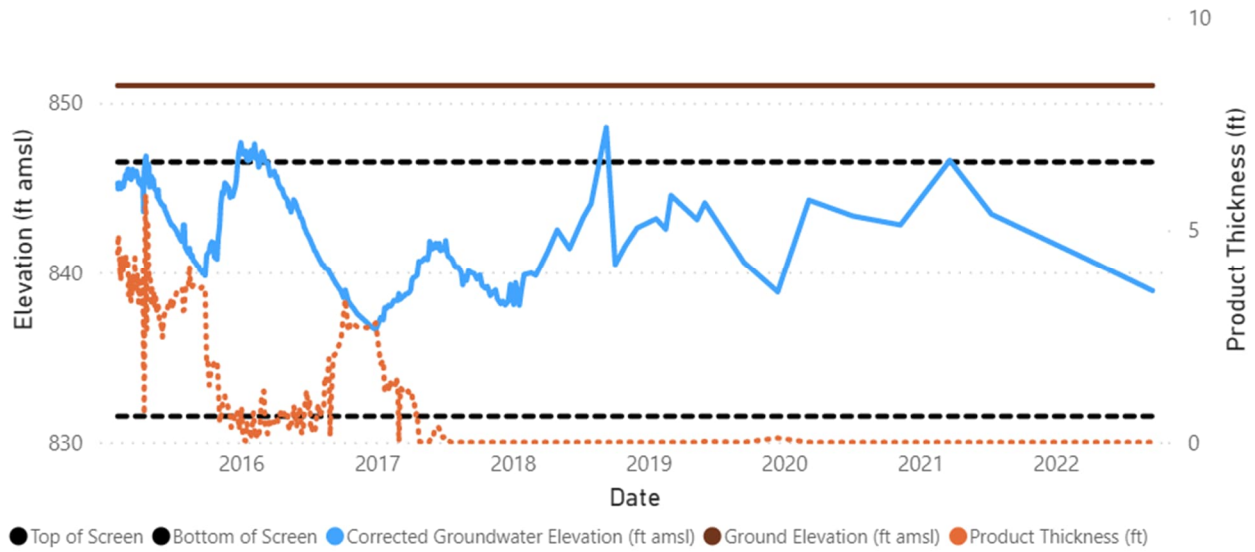


Attachment A – Product Thickness Trends

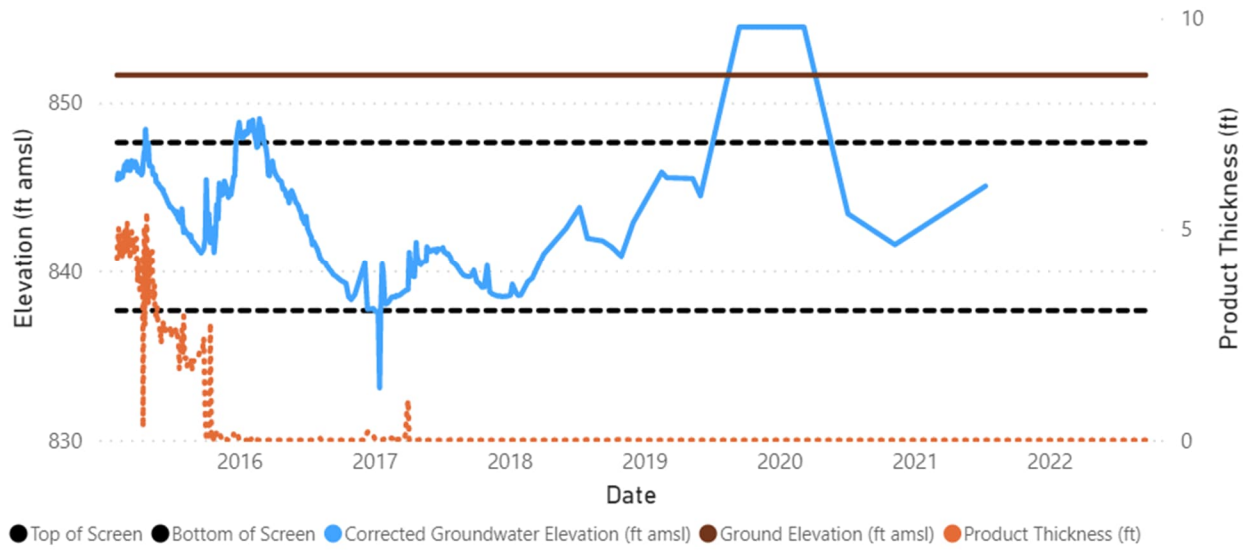


Attachment A – Product Thickness Trends

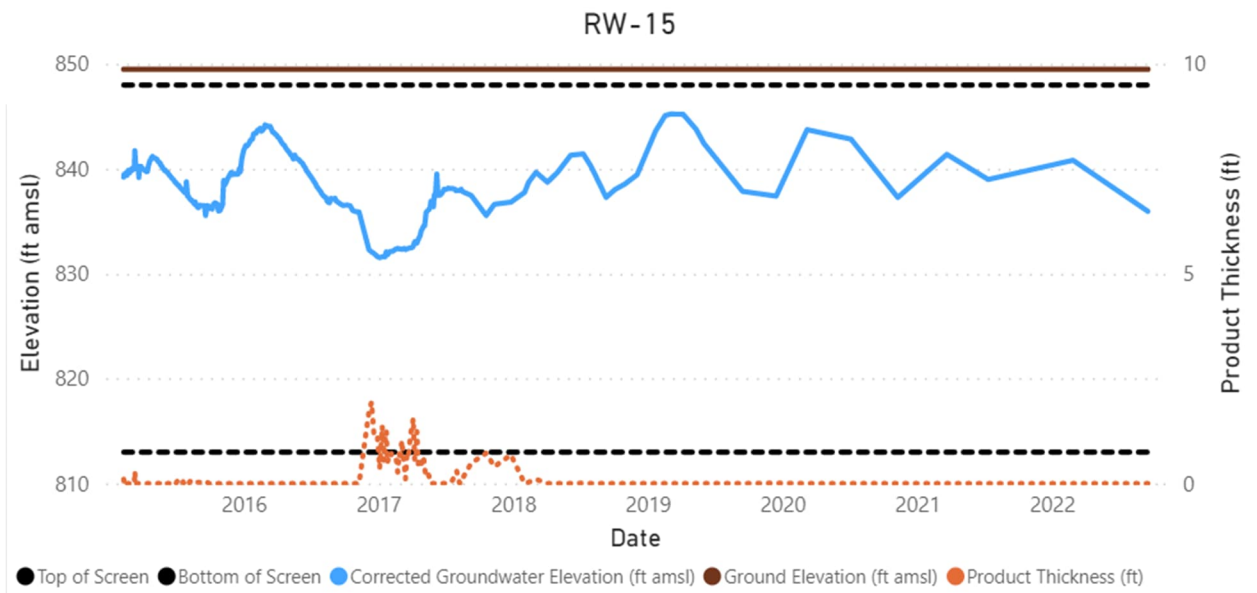
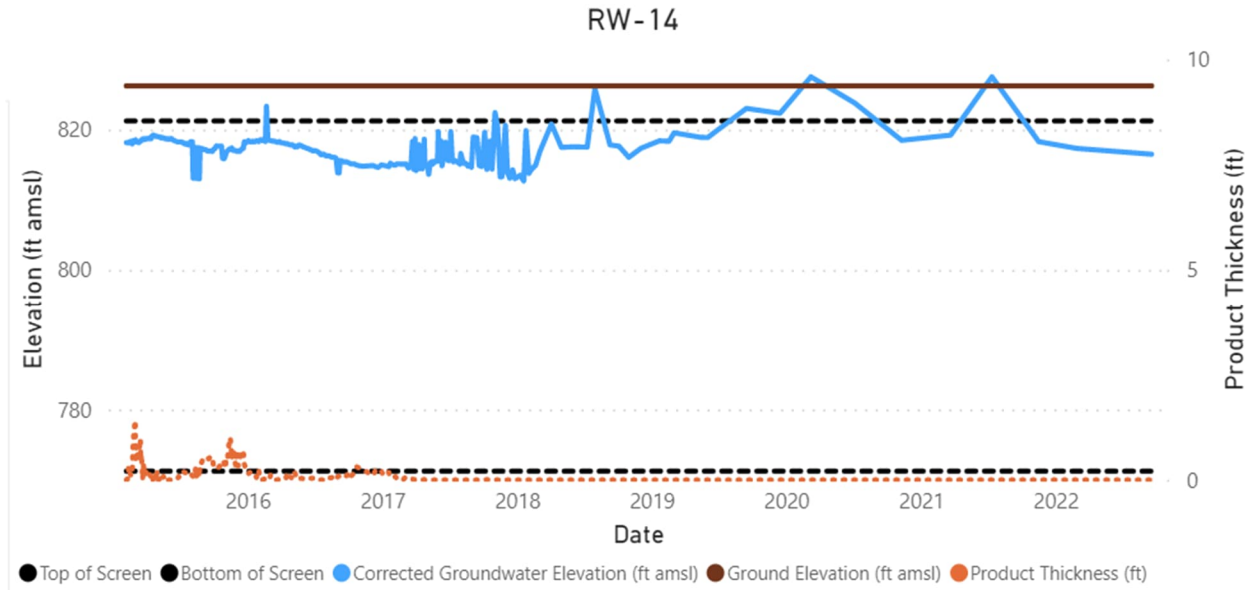
RW-11



RW-12



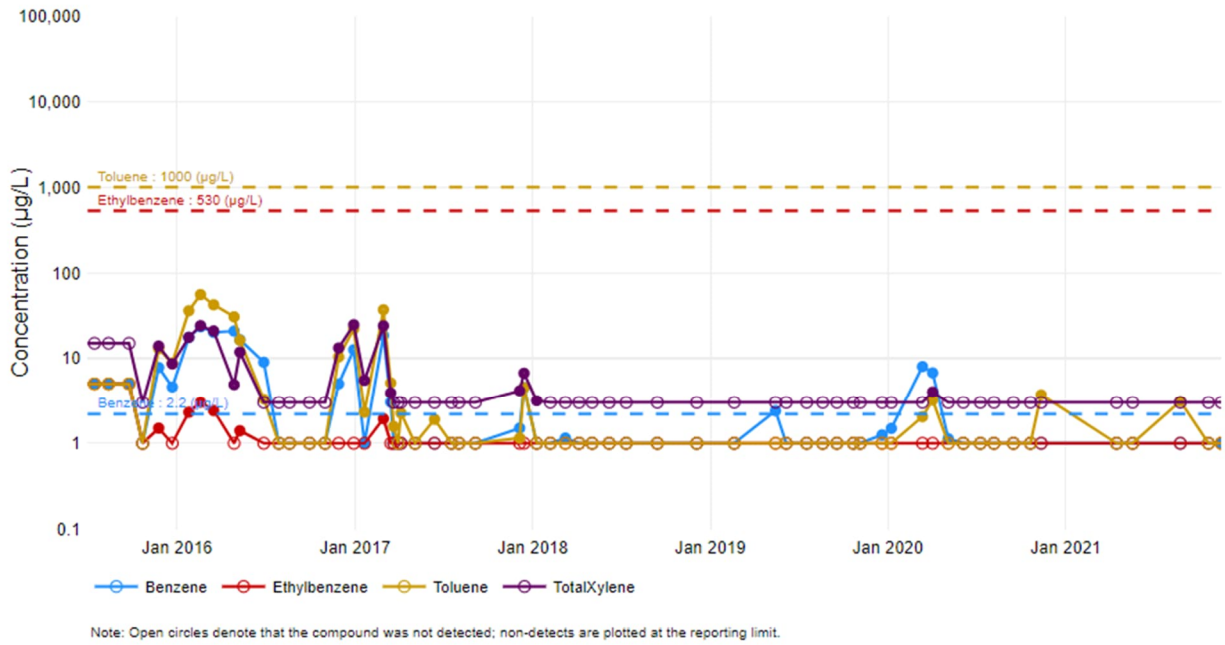
Attachment A – Product Thickness Trends



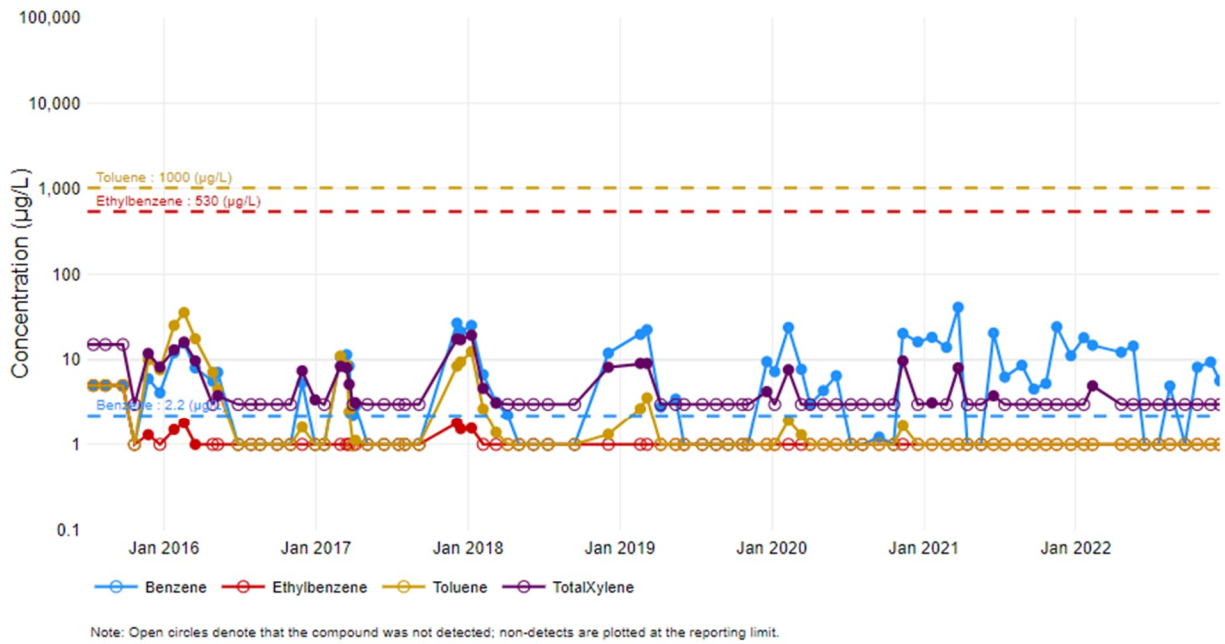
Attachment B
Surface Water Analytical Trends

Attachment B – Surface Water Analytical Trends

SW-01

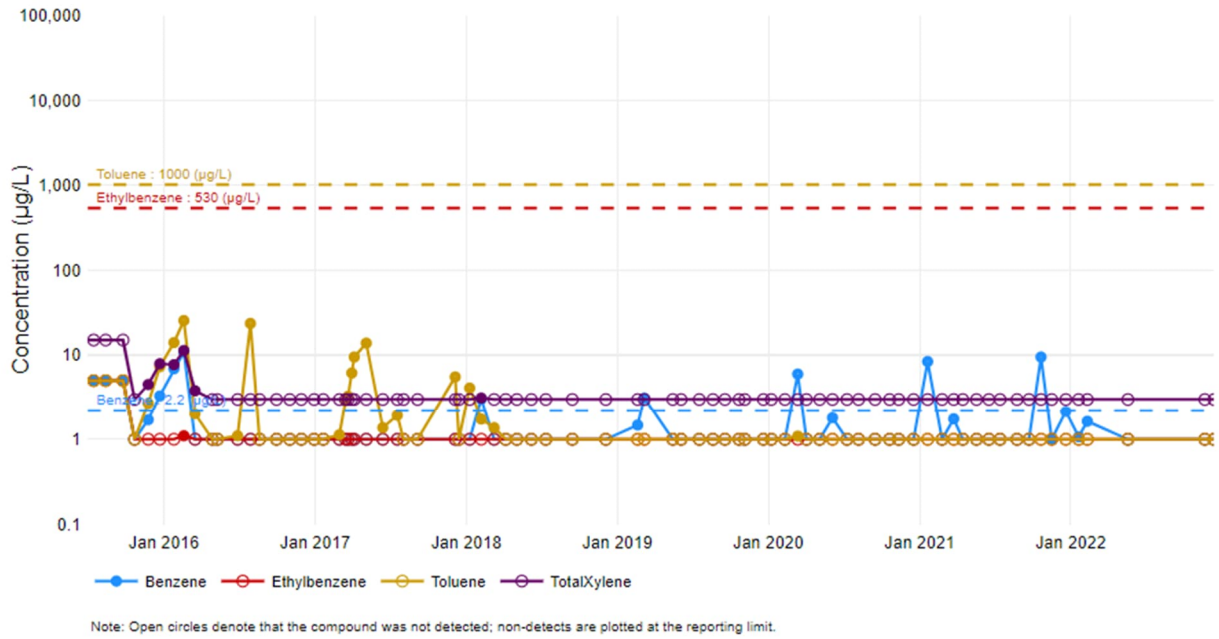


SW-02

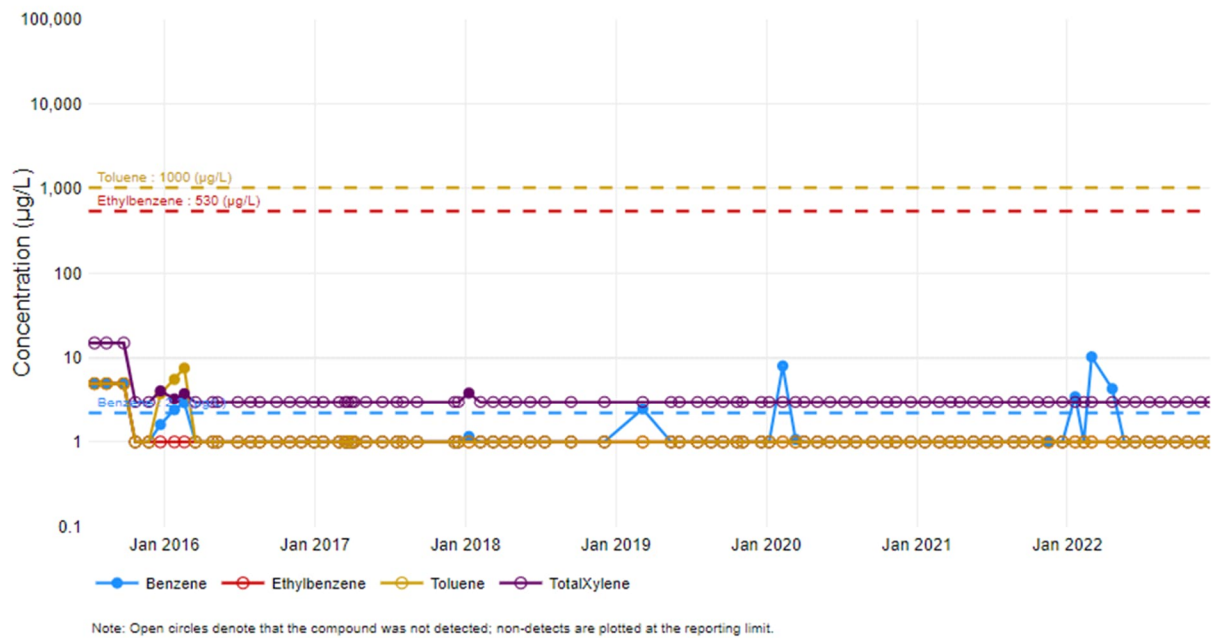


Attachment B – Surface Water Analytical Trends

SW-04

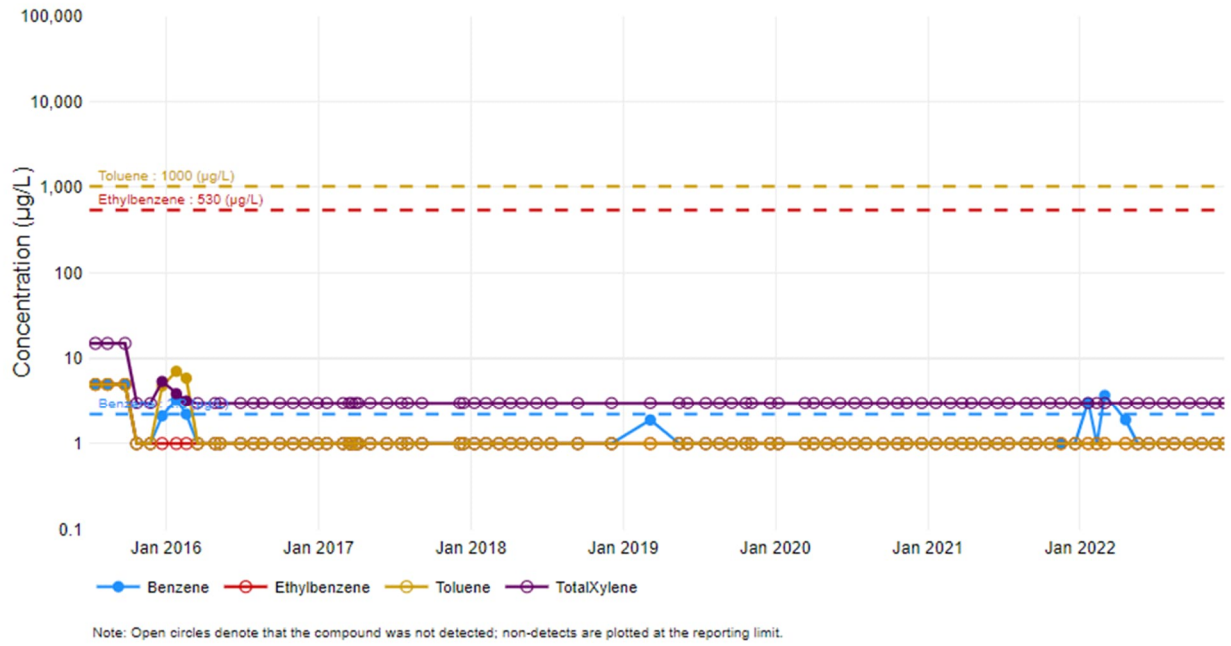


SW-08

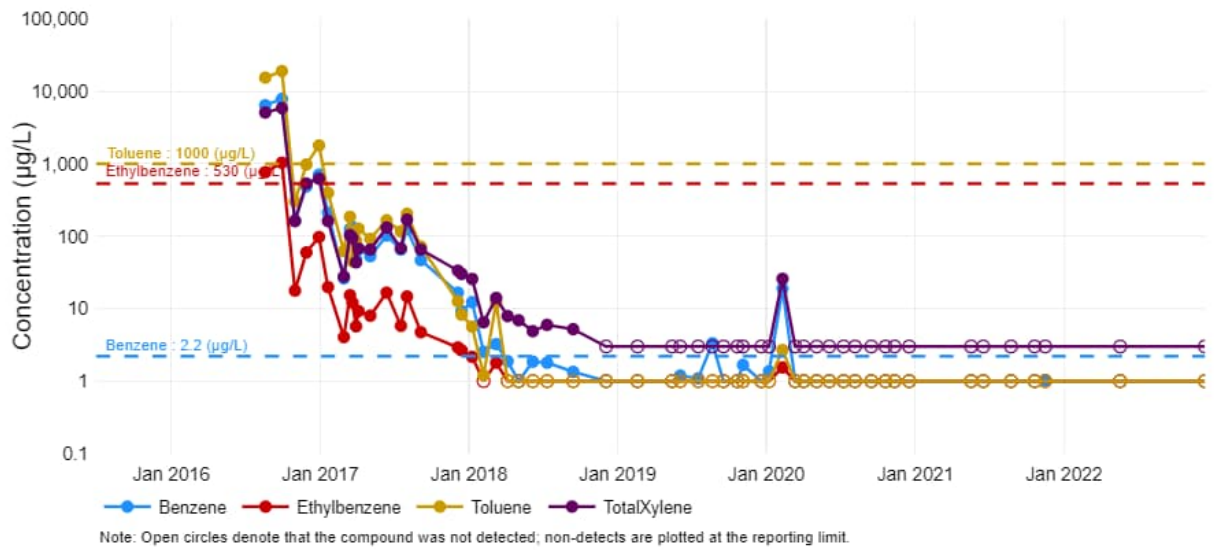


Attachment B – Surface Water Analytical Trends

SW-09

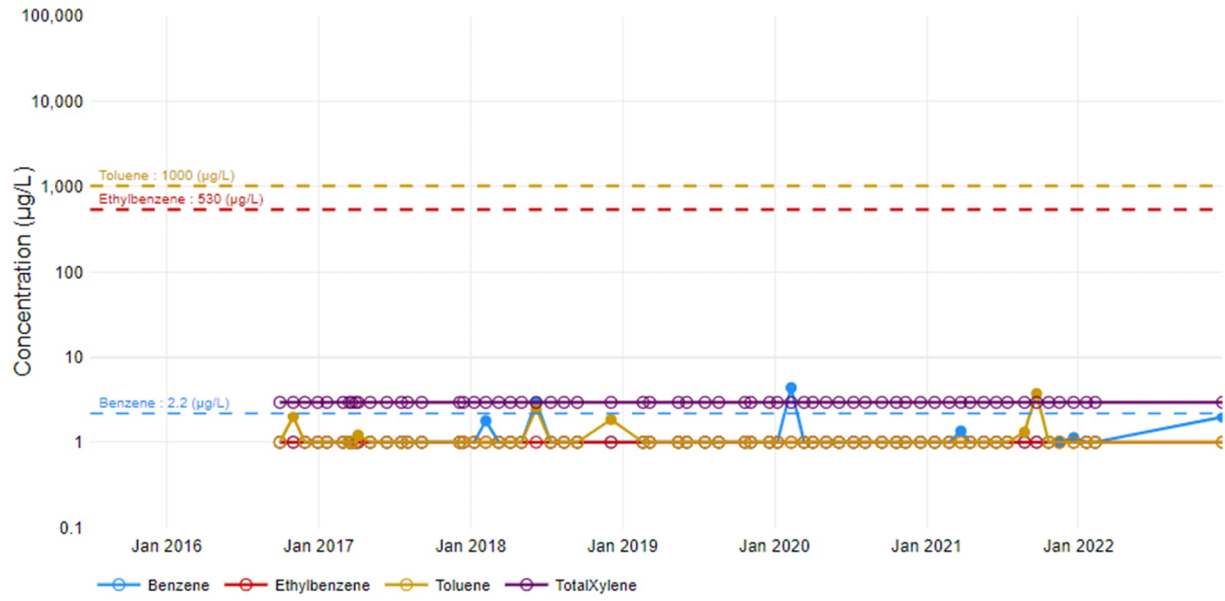


SW-12



Attachment B – Surface Water Analytical Trends

SW-13

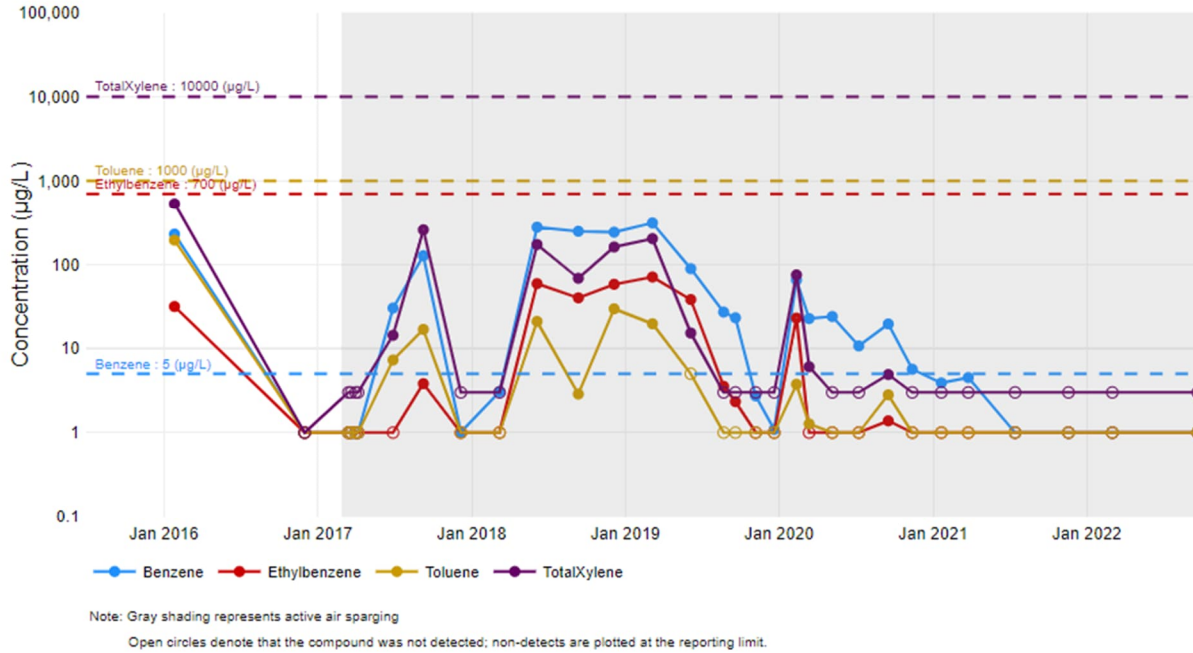


Note: Open circles denote that the compound was not detected; non-detects are plotted at the reporting limit.

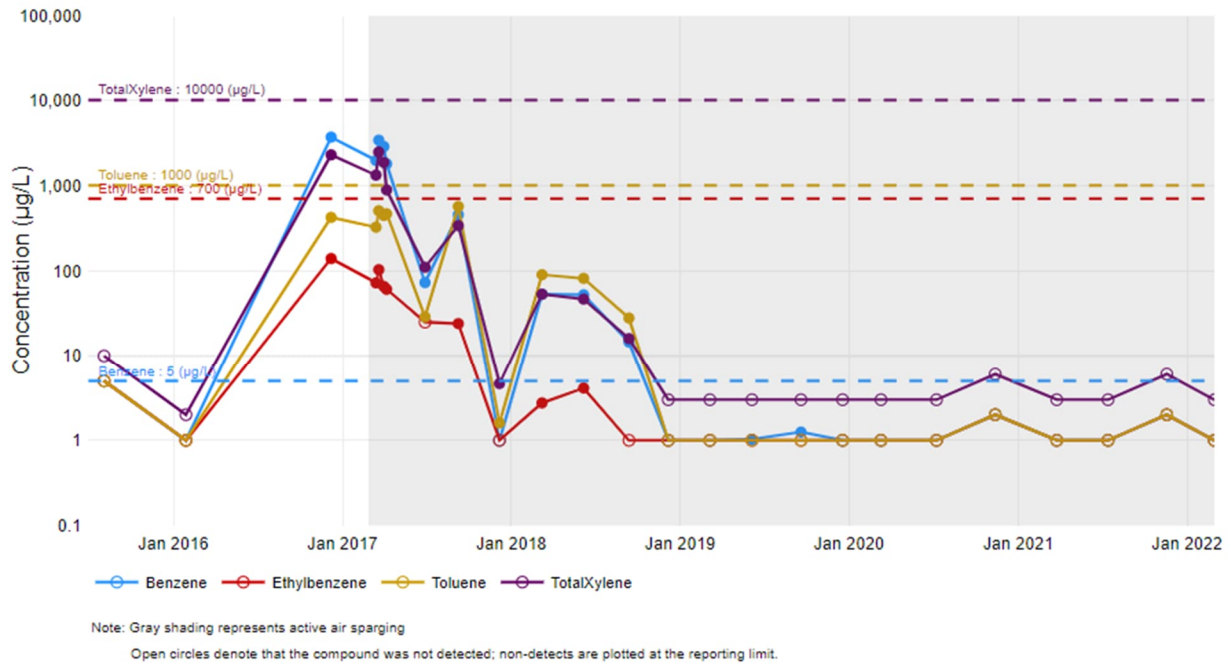
Attachment C
Groundwater Analytical Trends

Browns Creek Monitoring Well Trends

MW-12B

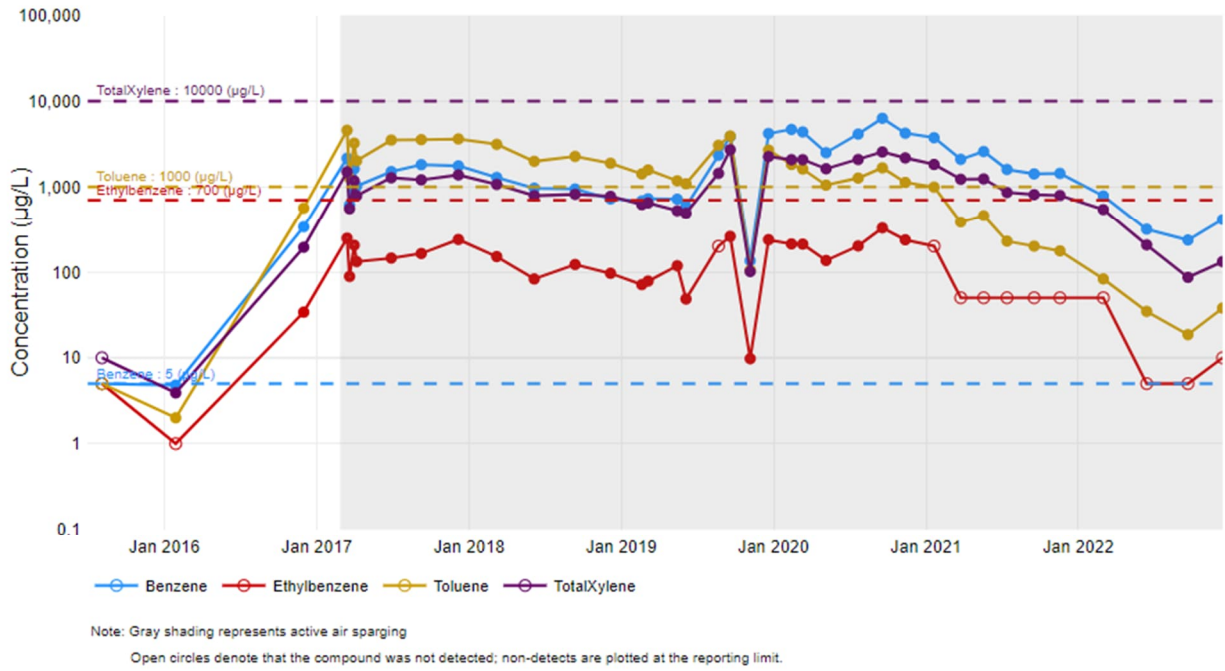


MW-15

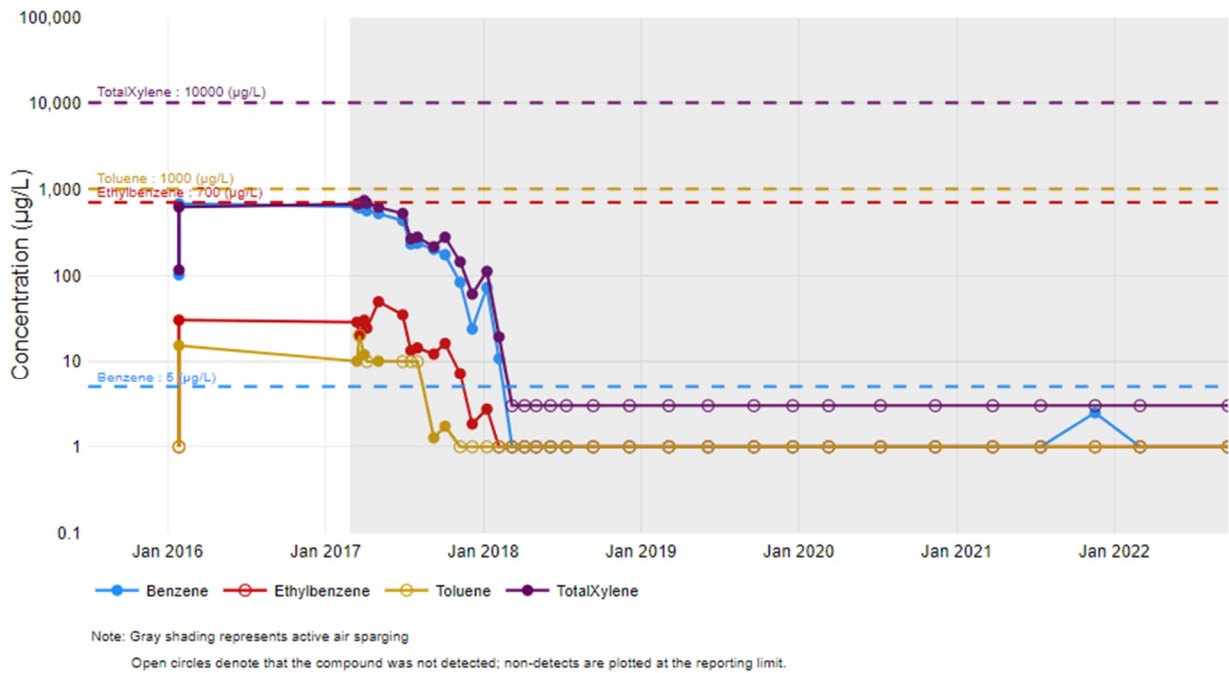


Attachment C – Groundwater Analytical Trends

MW-15B

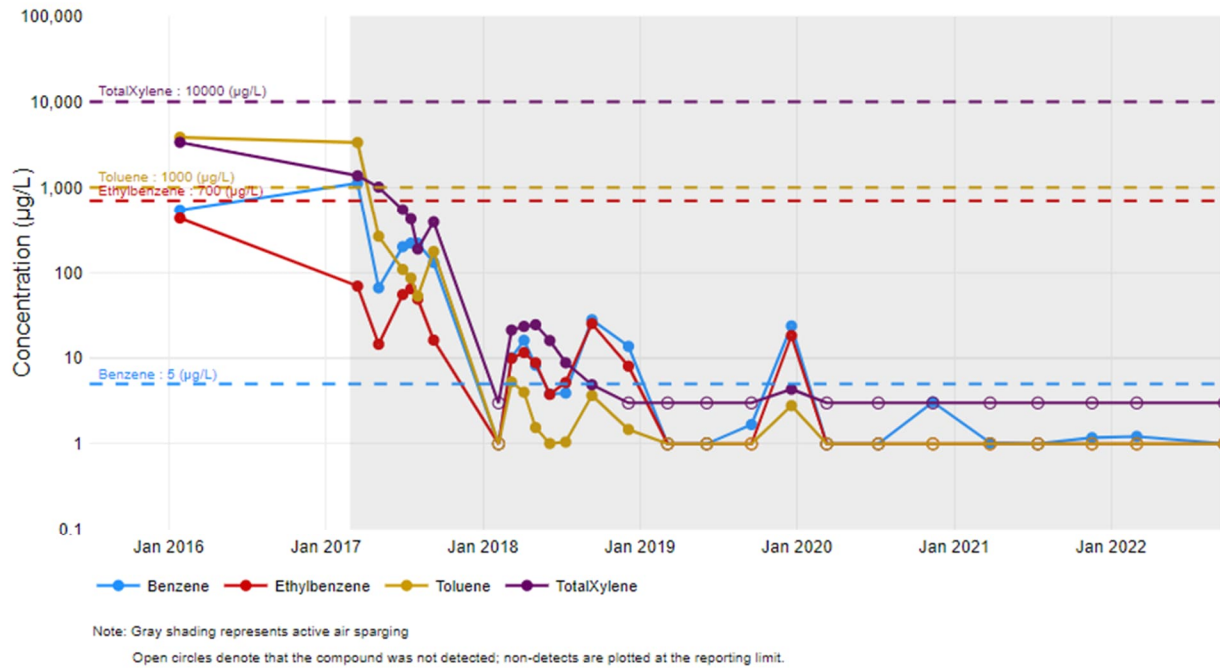


MW-25

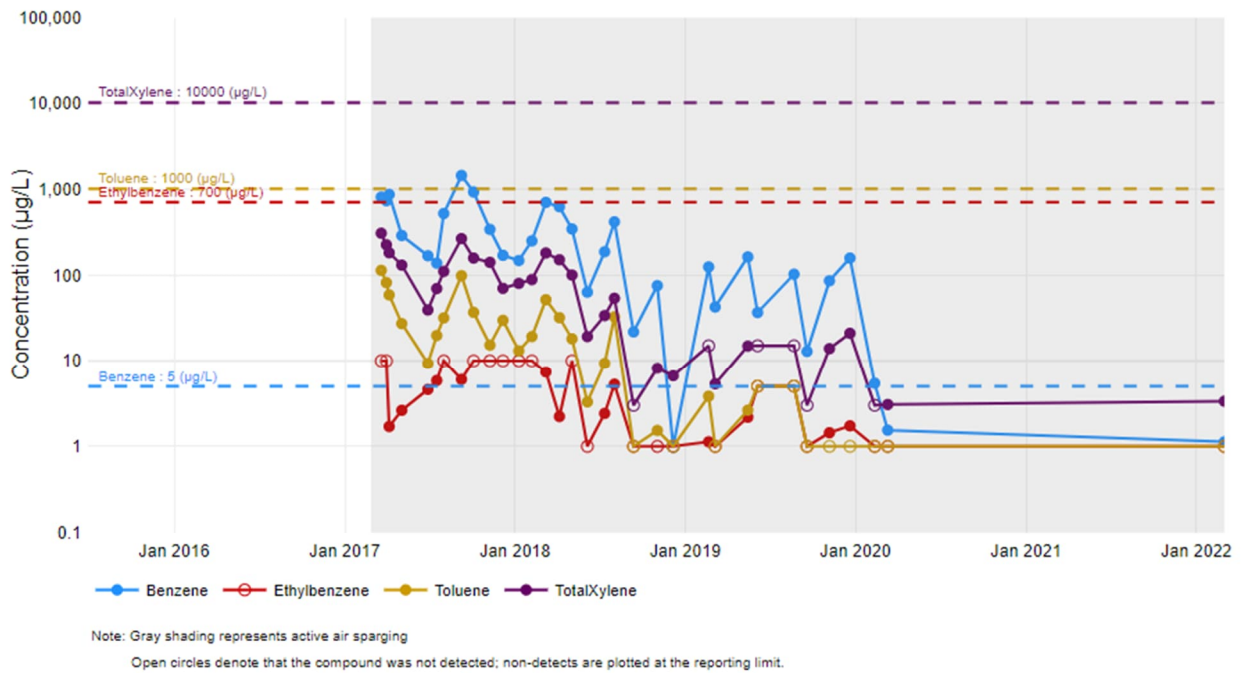


Attachment C – Groundwater Analytical Trends

MW-28

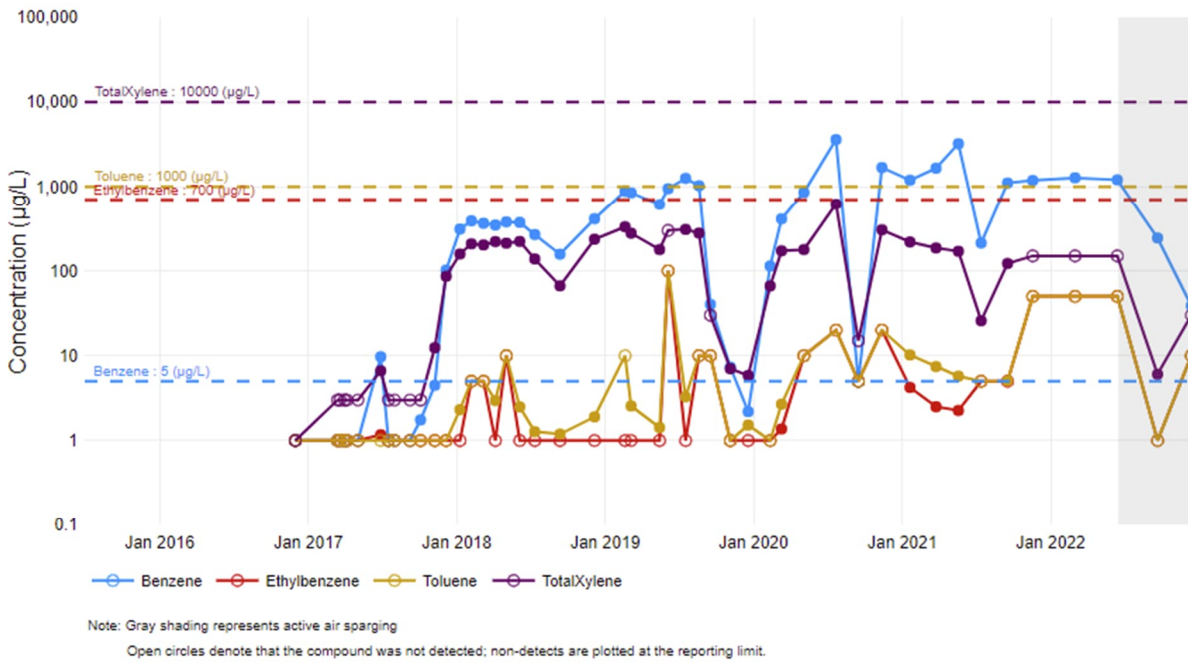


MW-34

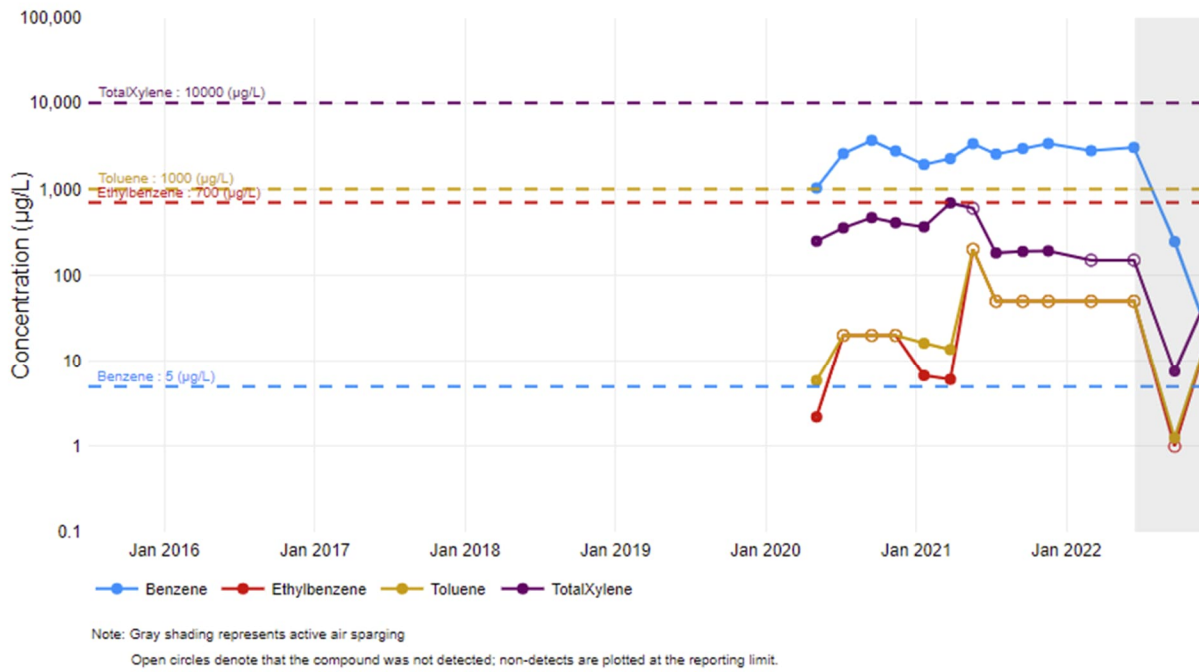


Attachment C – Groundwater Analytical Trends

MW-38

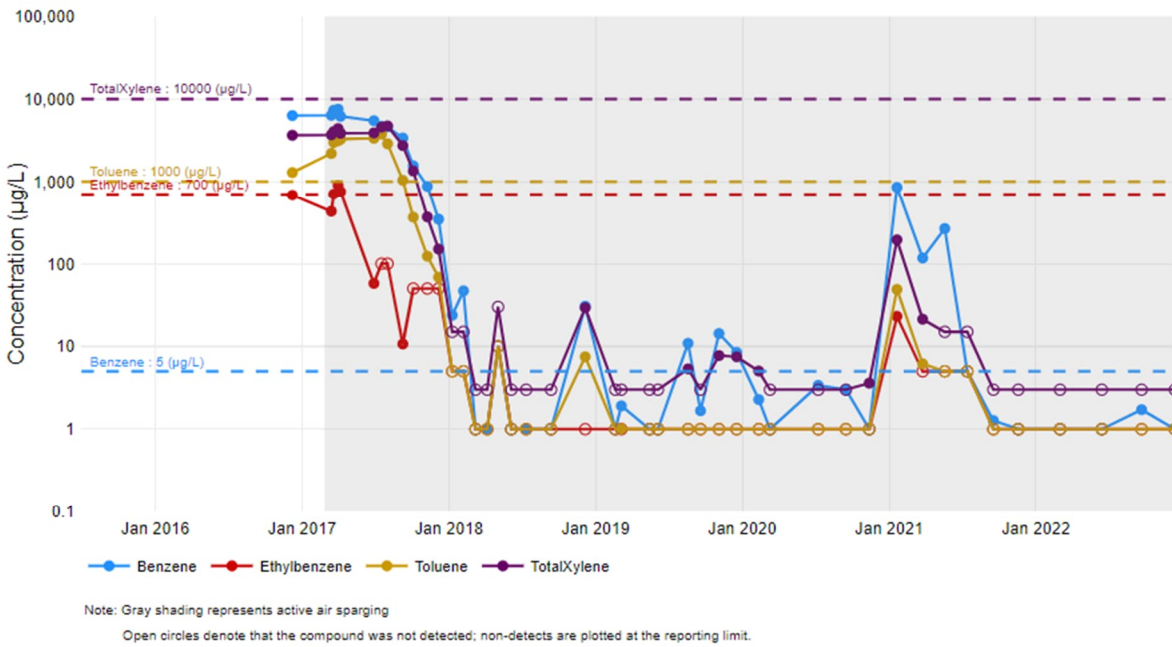


MW-38B

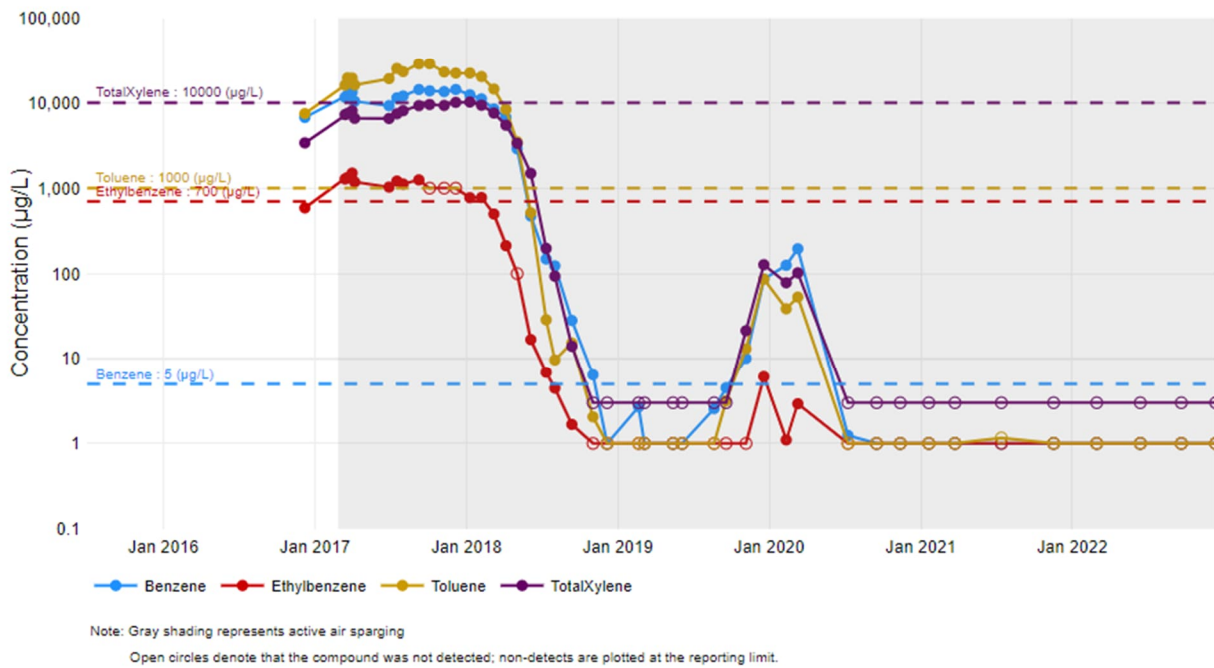


Attachment C – Groundwater Analytical Trends

MW-39

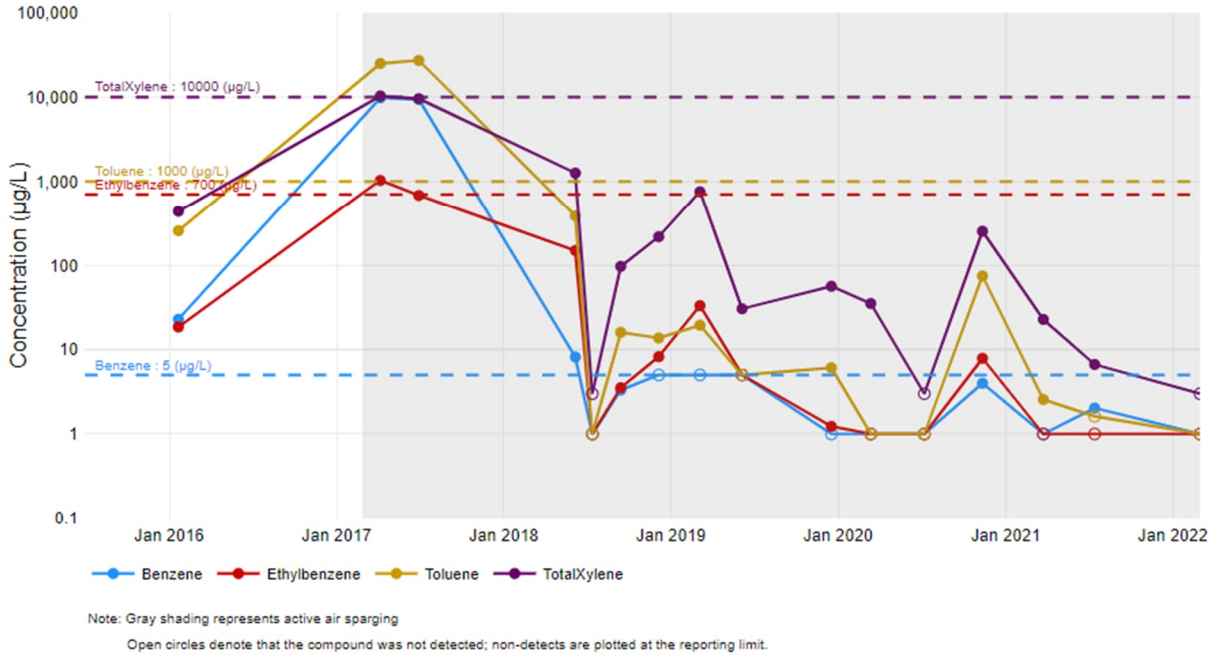


MW-40

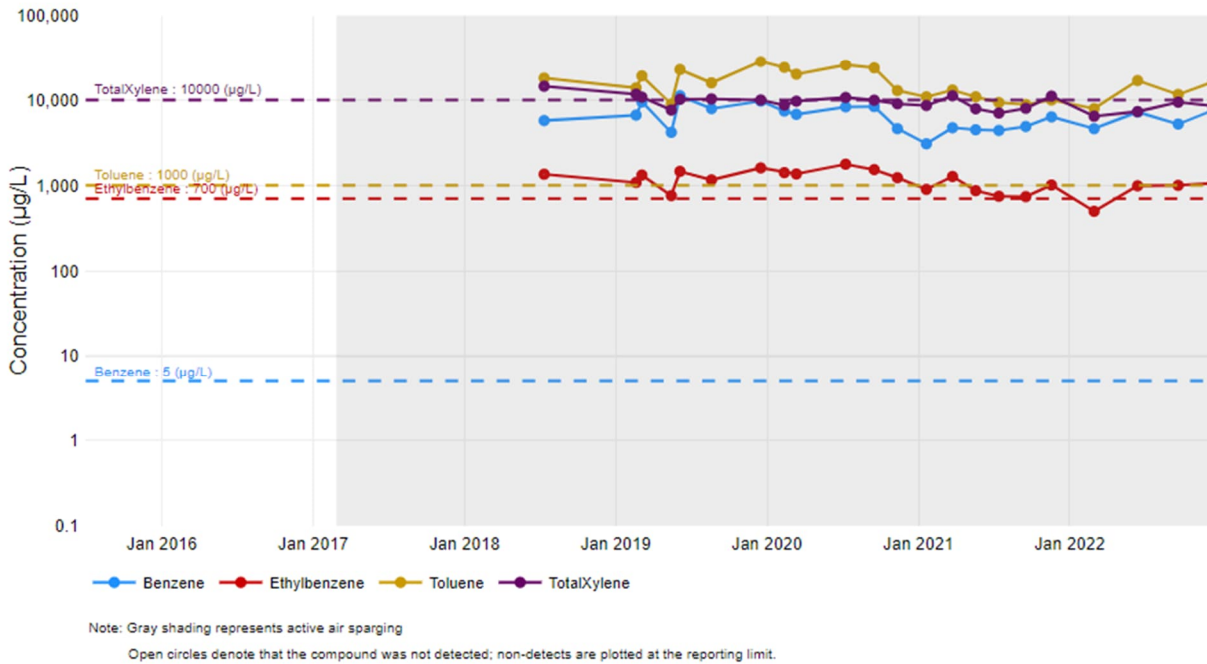


Cupboard Creek Monitoring Well Trends

MW-19

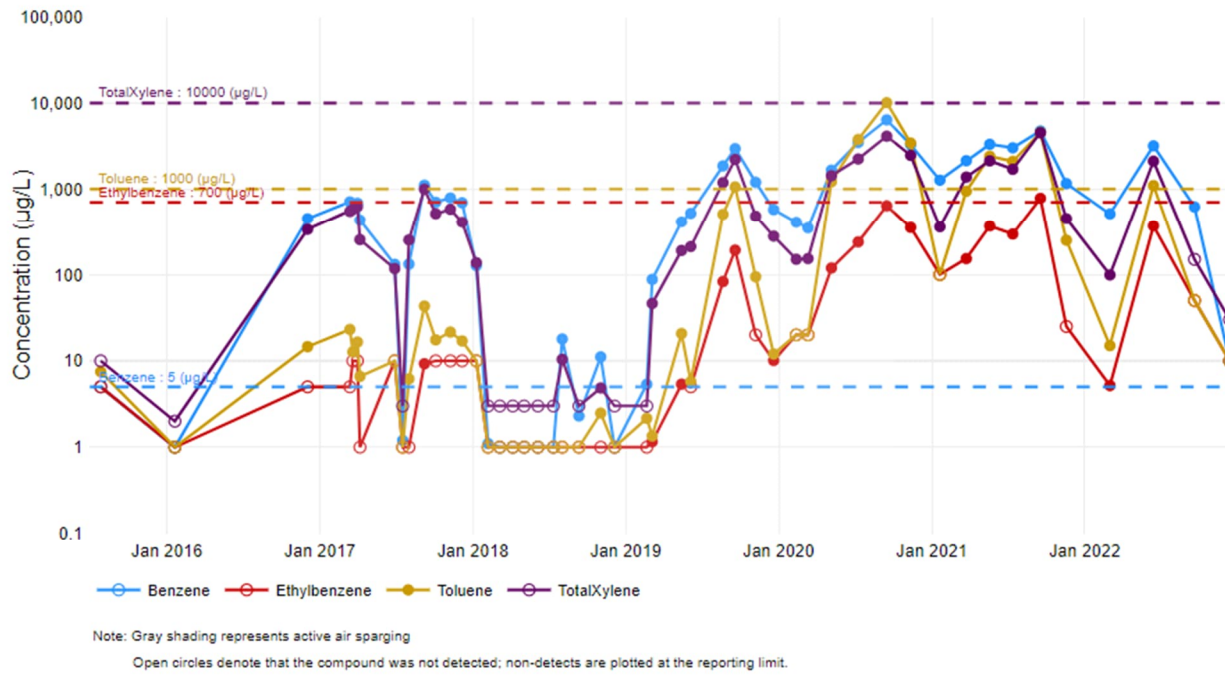


MW-20

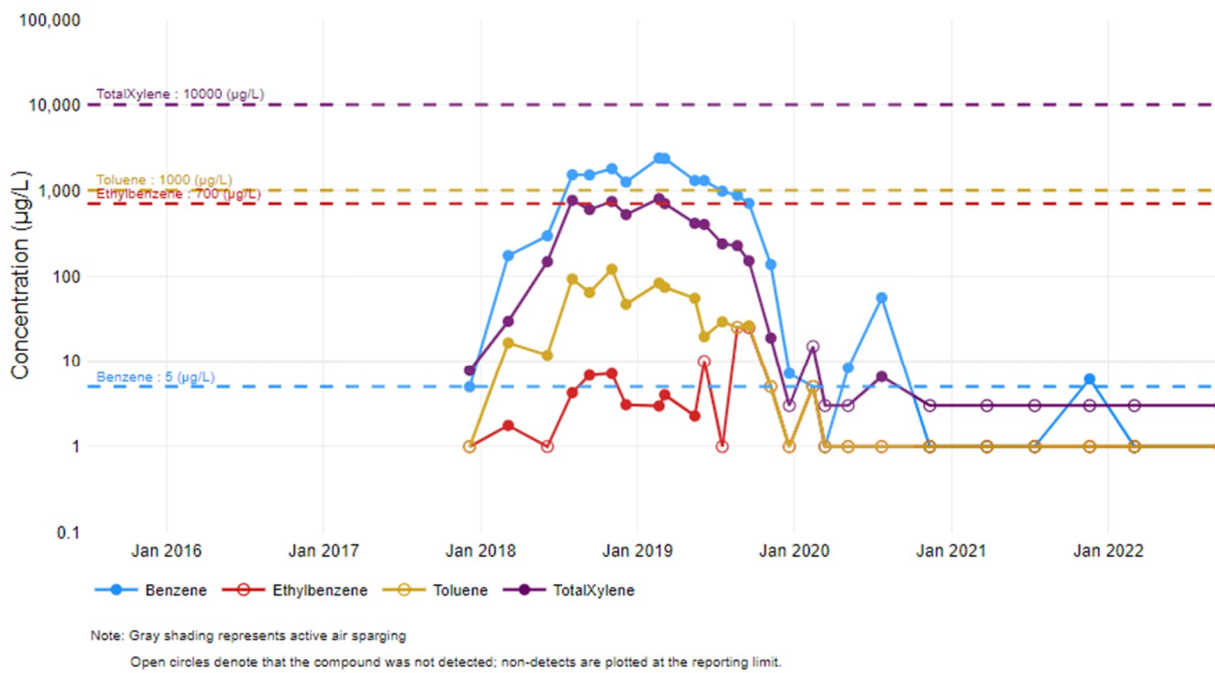


Attachment C – Groundwater Analytical Trends

MW-23

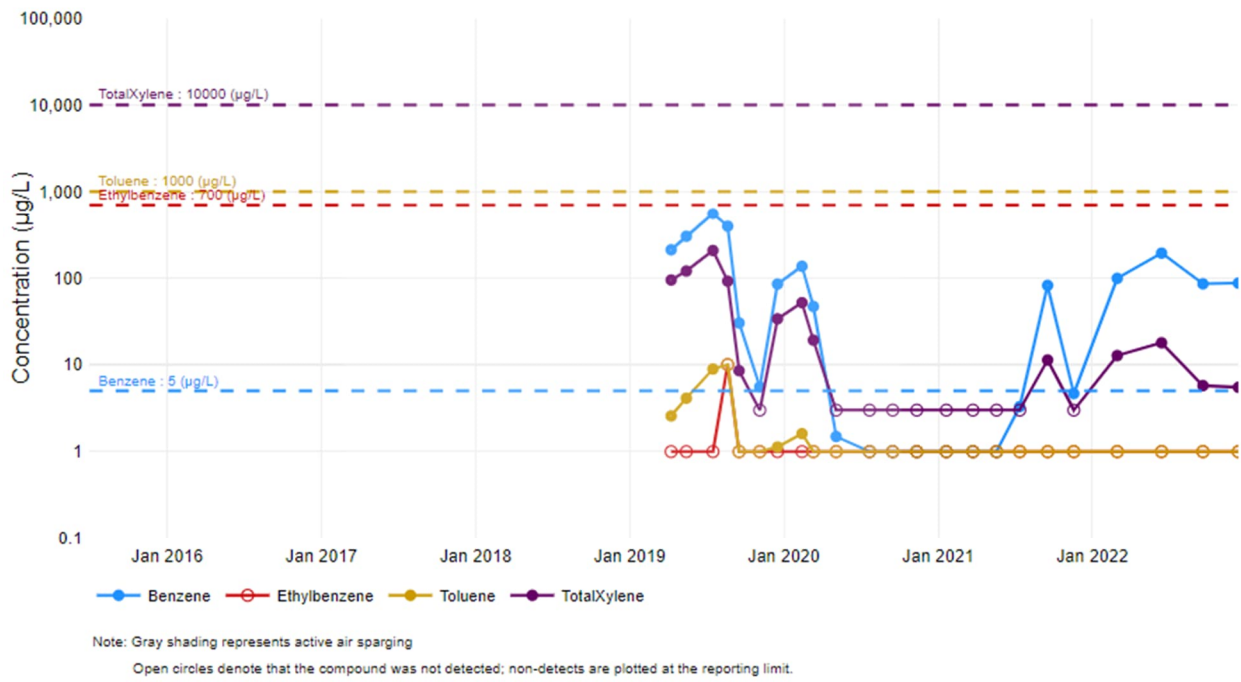


MW-46

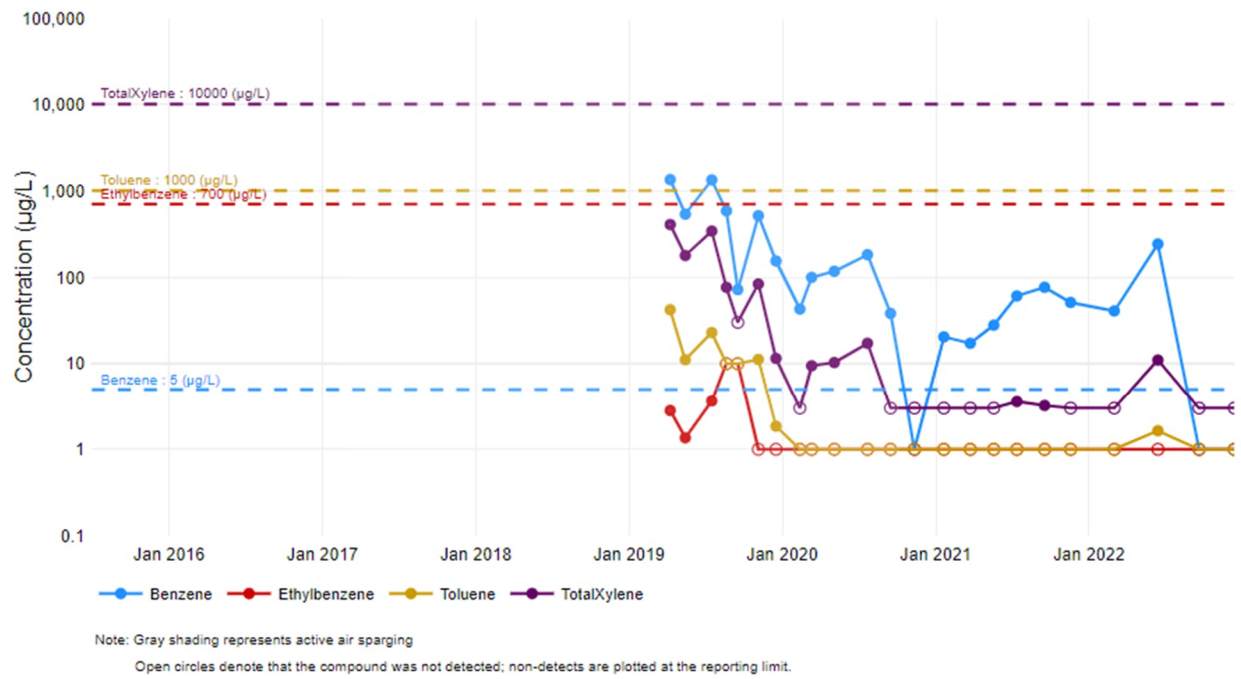


Attachment C – Groundwater Analytical Trends

MW-56

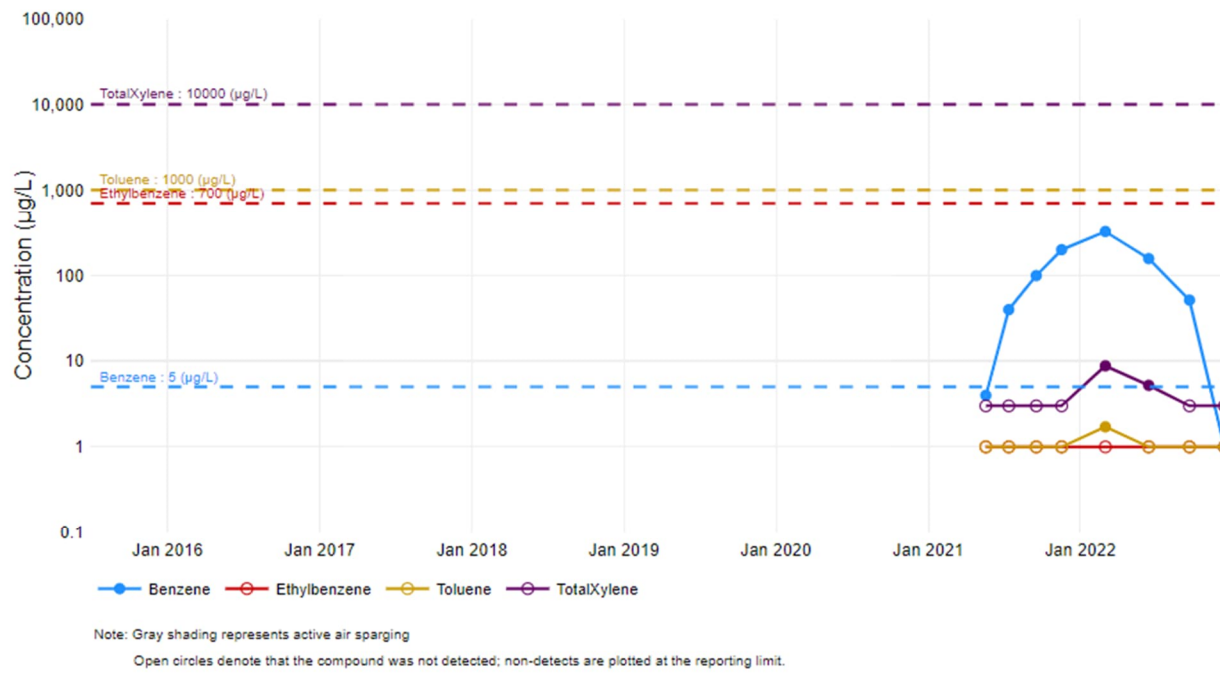


MW-57

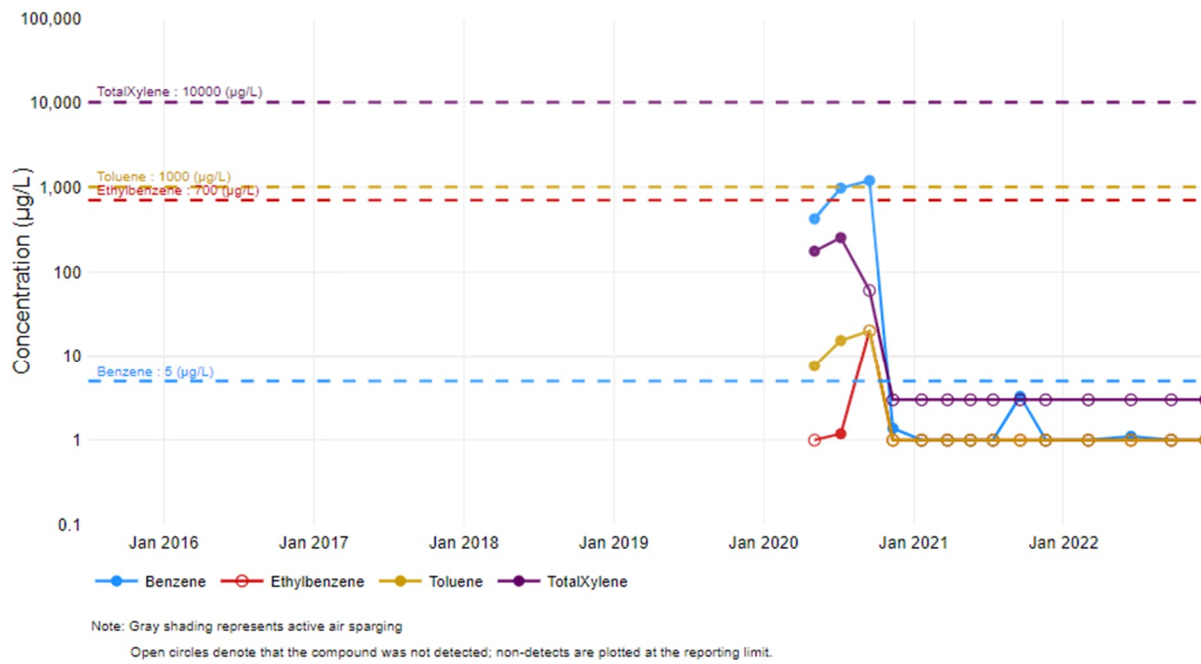


Attachment C – Groundwater Analytical Trends

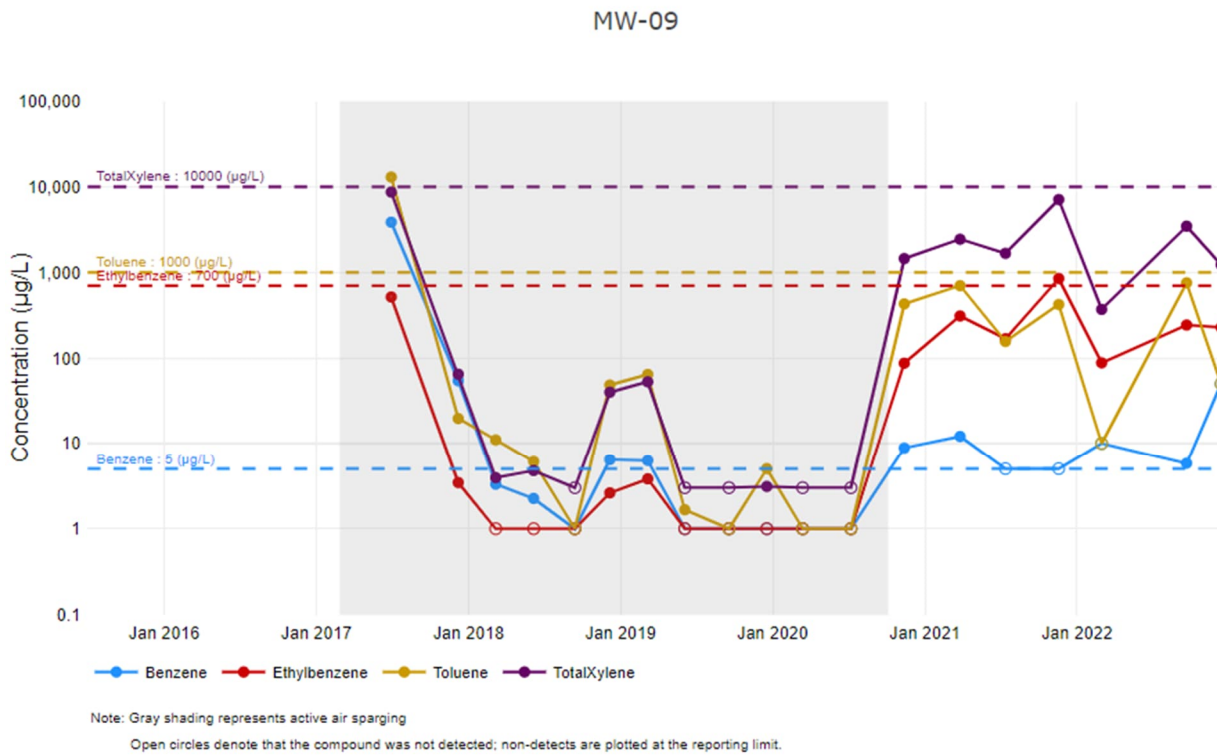
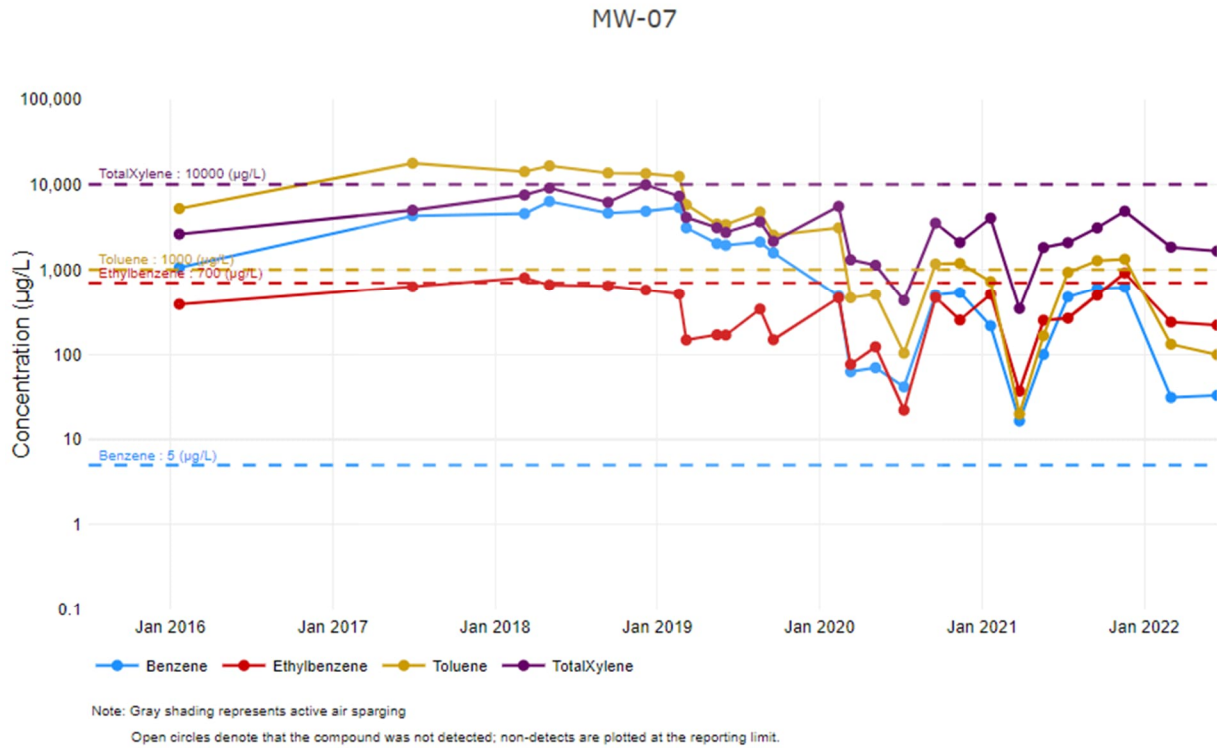
MW-58



MW-60

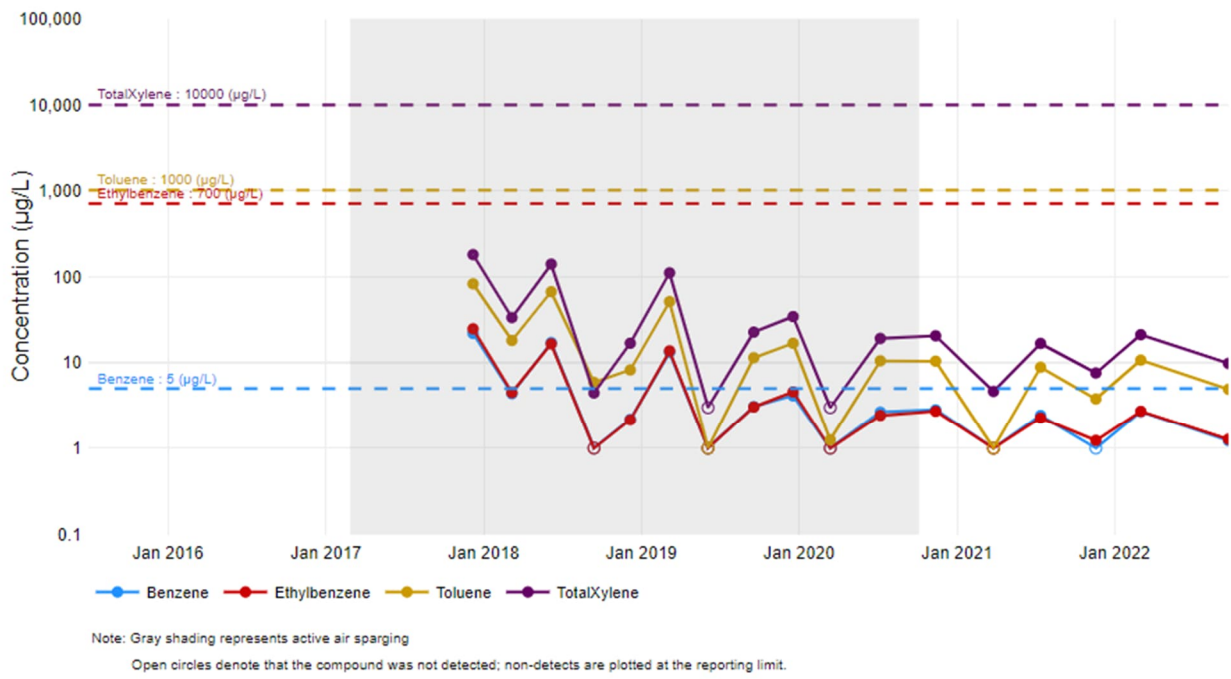


Hayfield Monitoring Well Trends

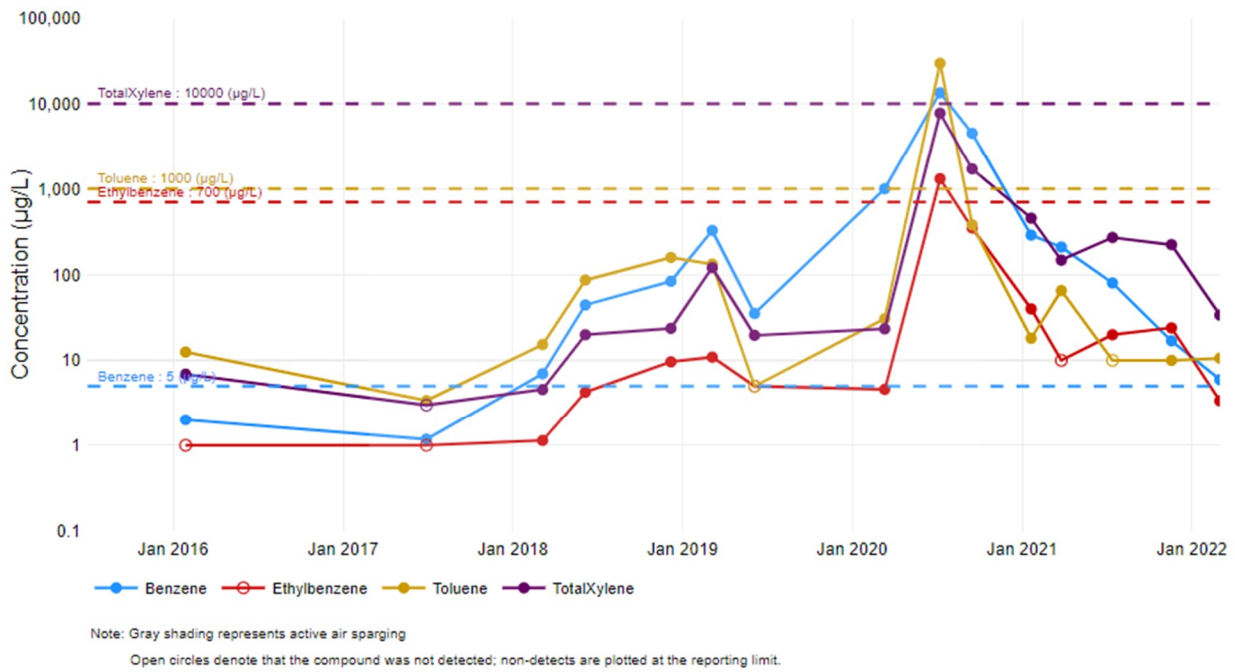


Attachment C – Groundwater Analytical Trends

MW-09B

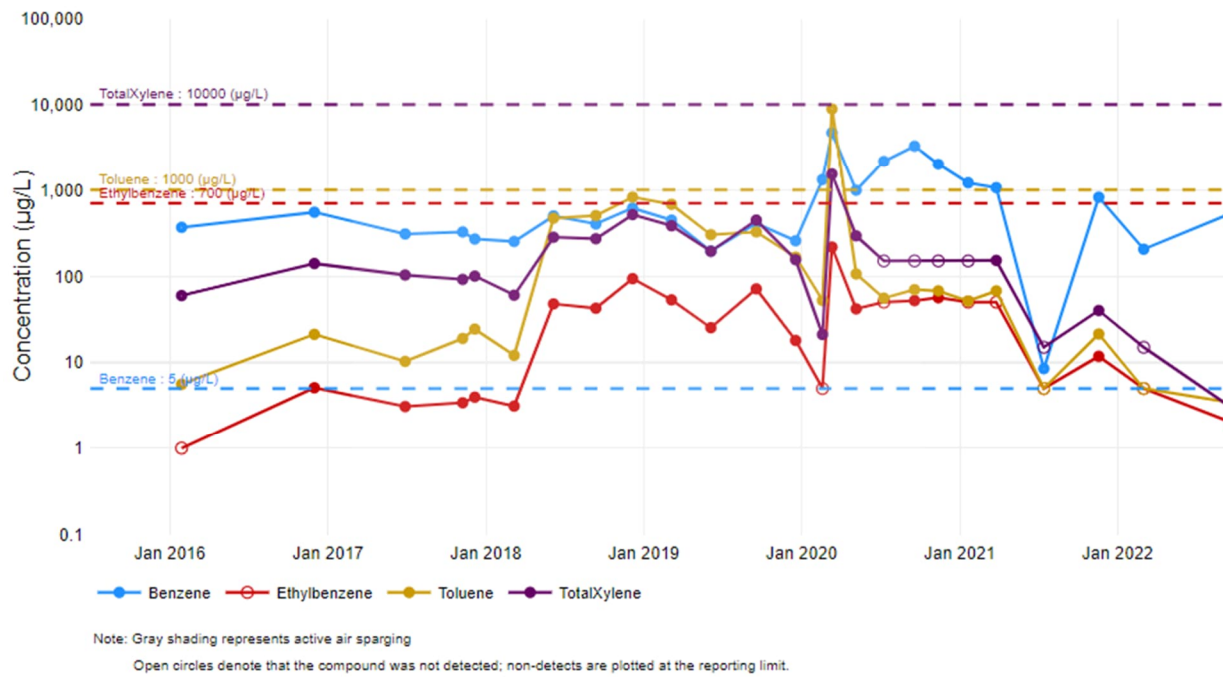


MW-13

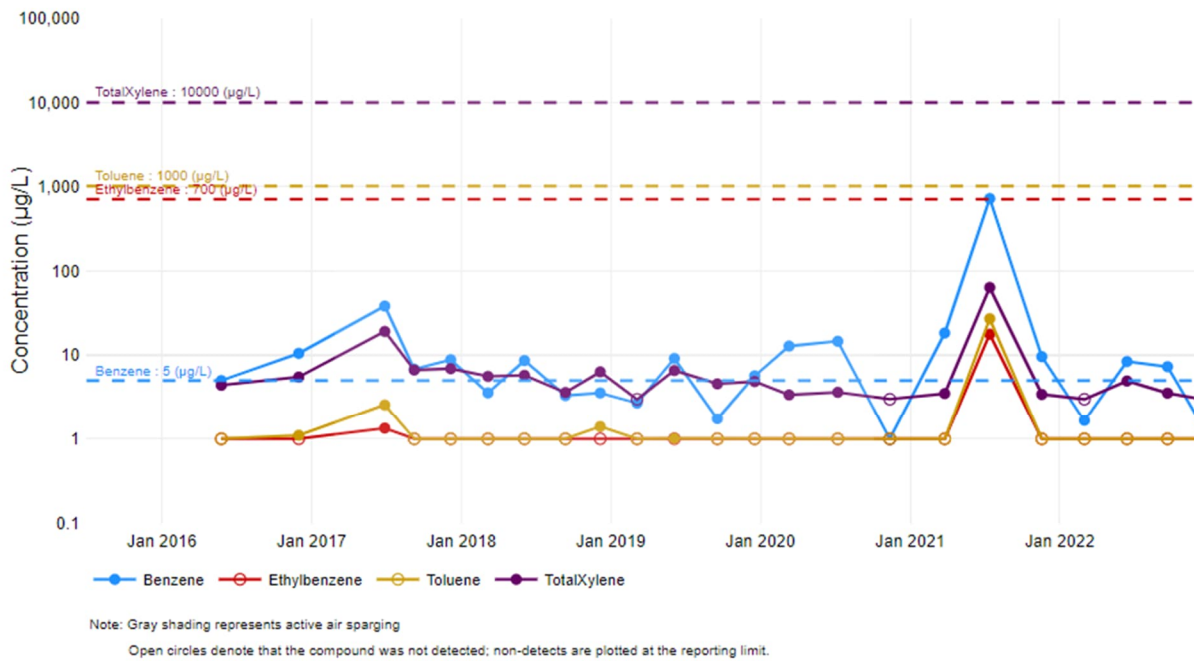


Attachment C – Groundwater Analytical Trends

MW-13B

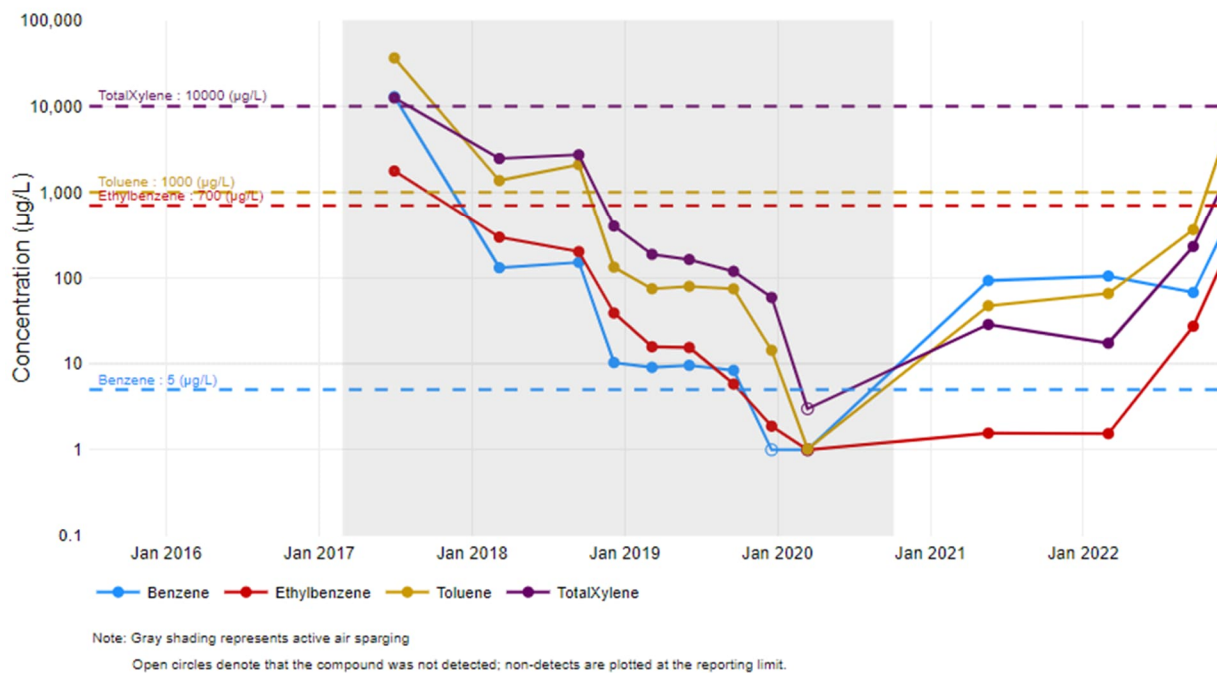


MW-14B

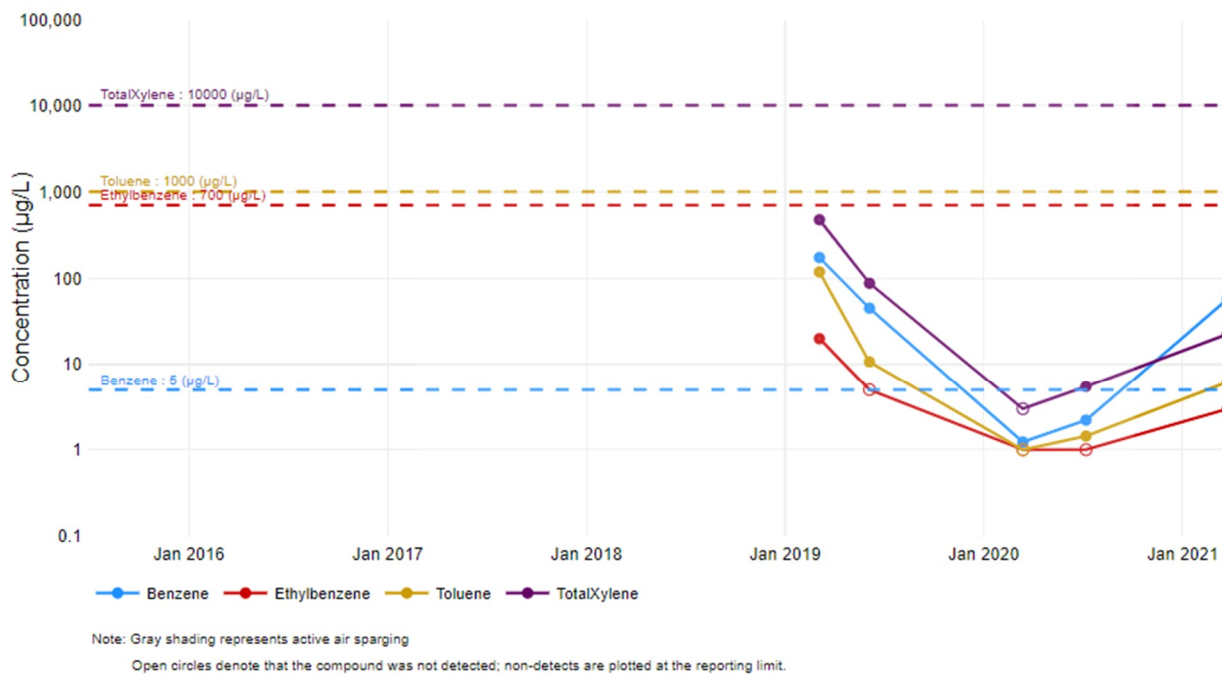


Attachment C – Groundwater Analytical Trends

MW-16

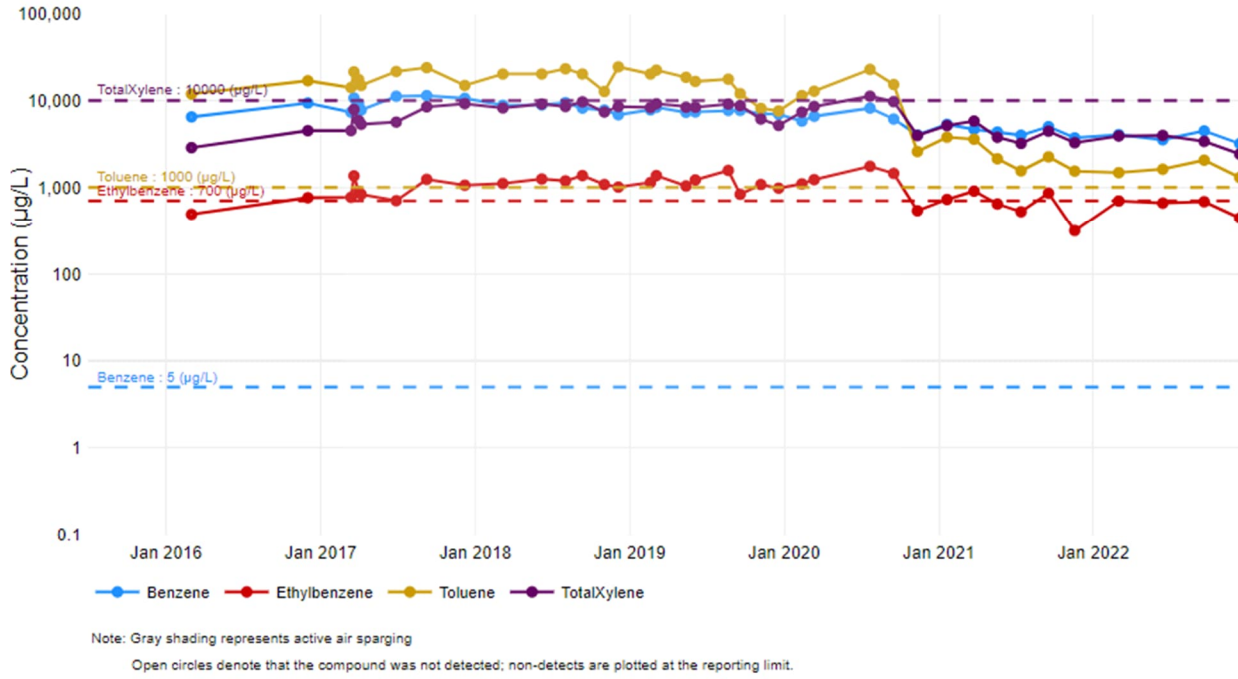


MW-17

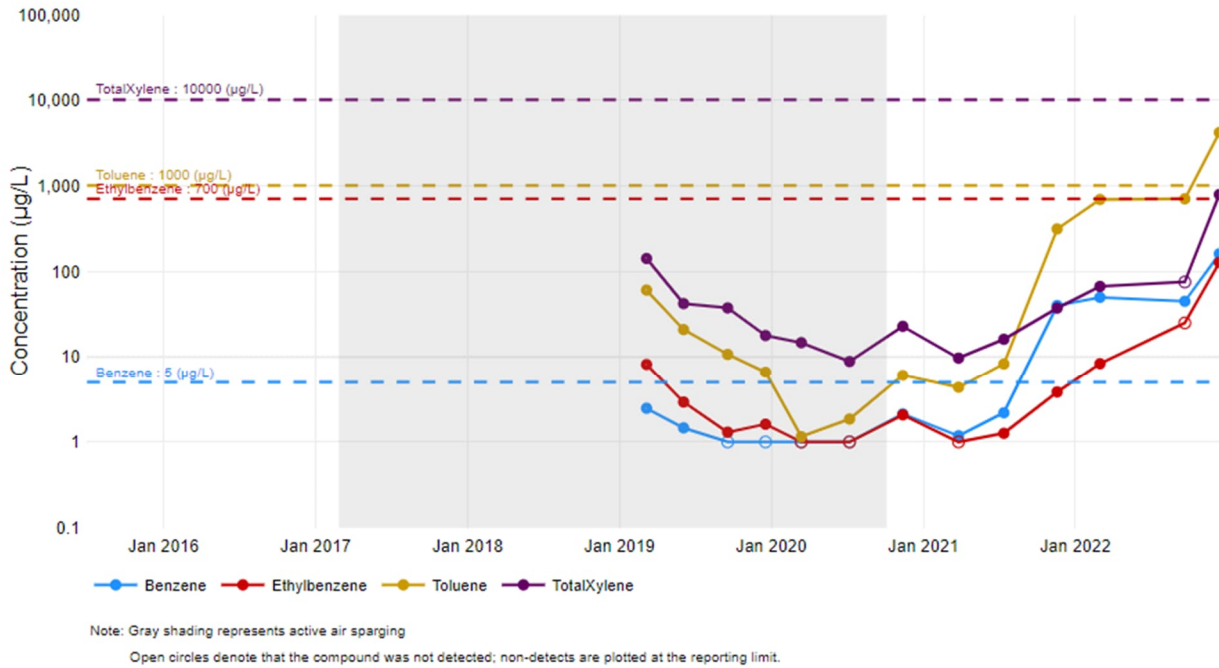


Attachment C – Groundwater Analytical Trends

MW-17B

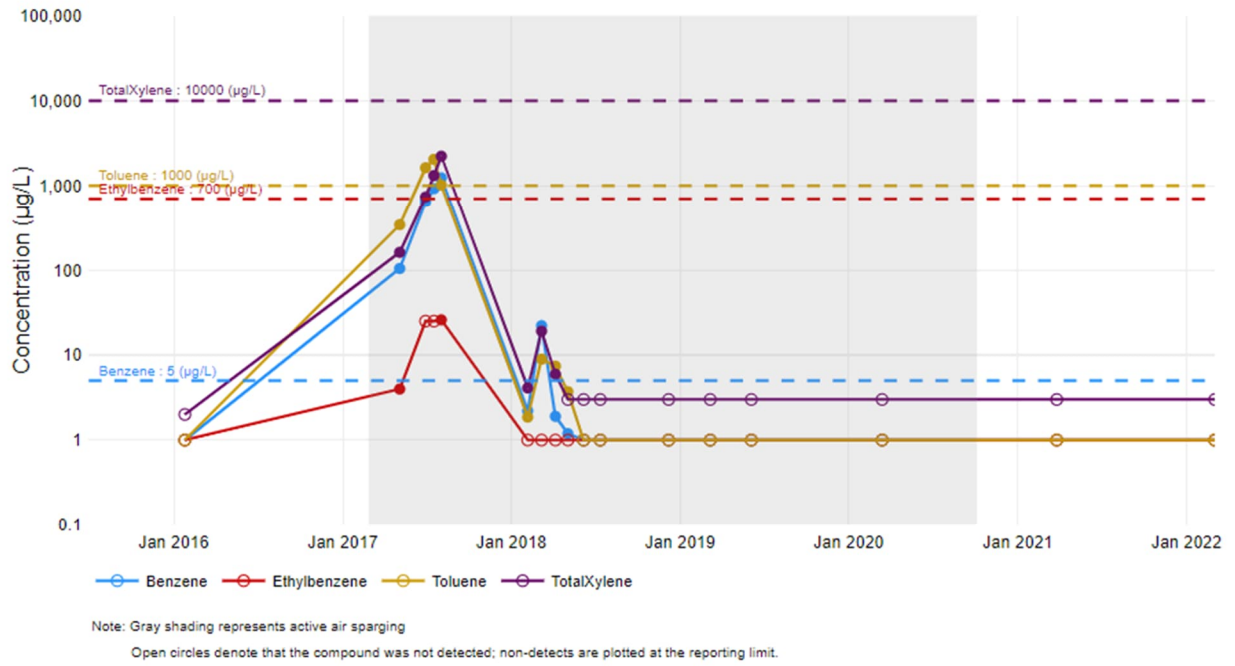


MW-18

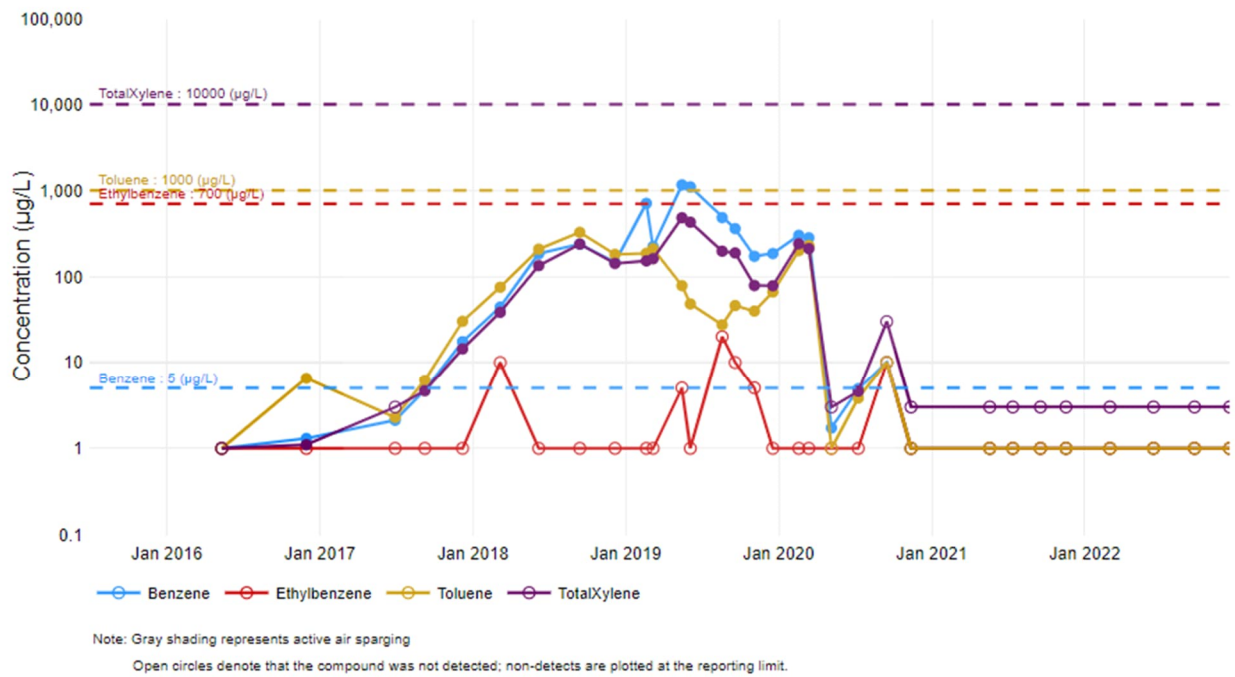


Attachment C – Groundwater Analytical Trends

MW-30

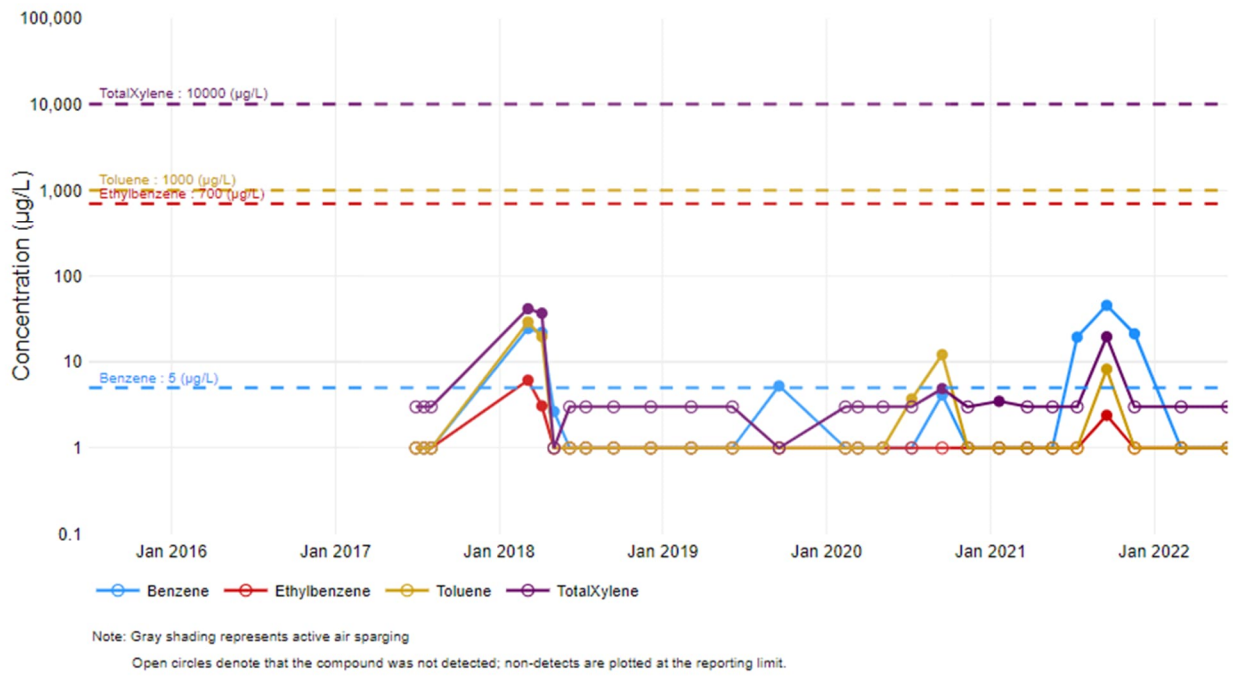


MW-36

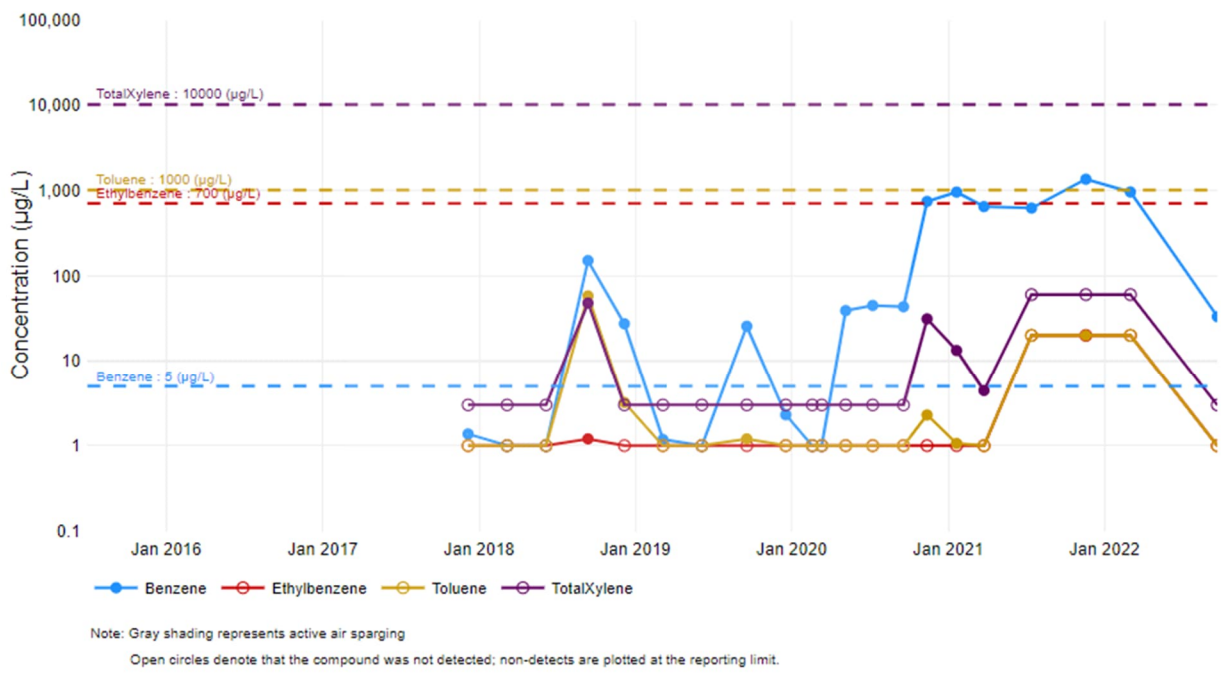


Attachment C – Groundwater Analytical Trends

MW-45

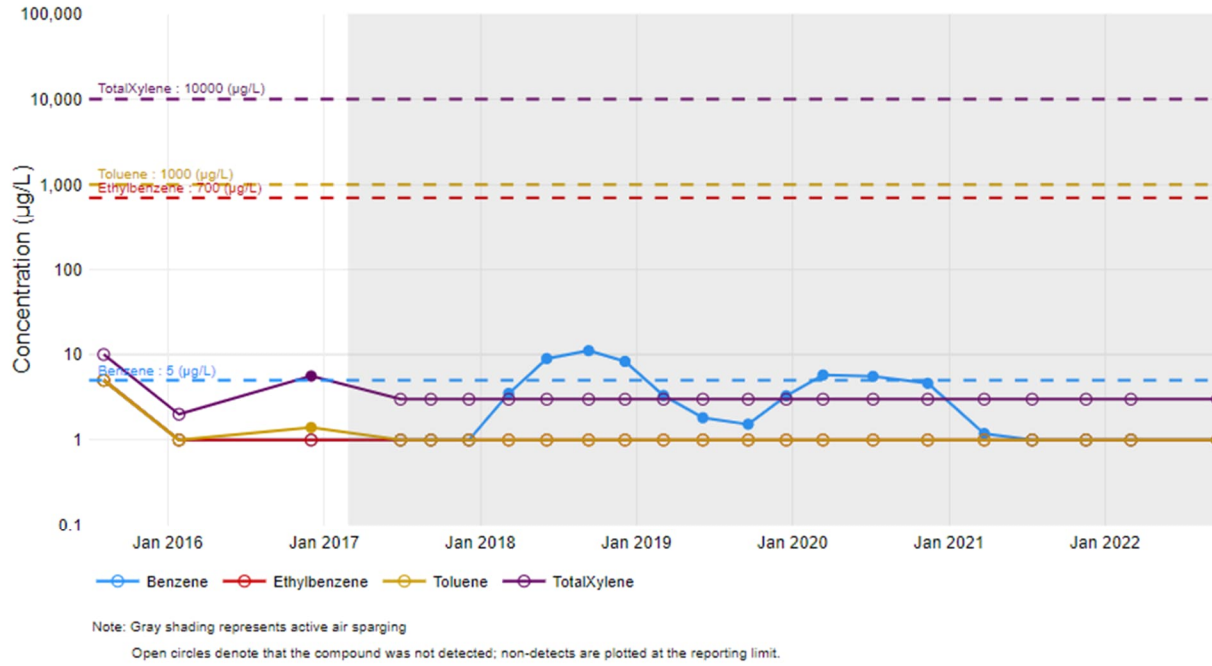


MW-50B

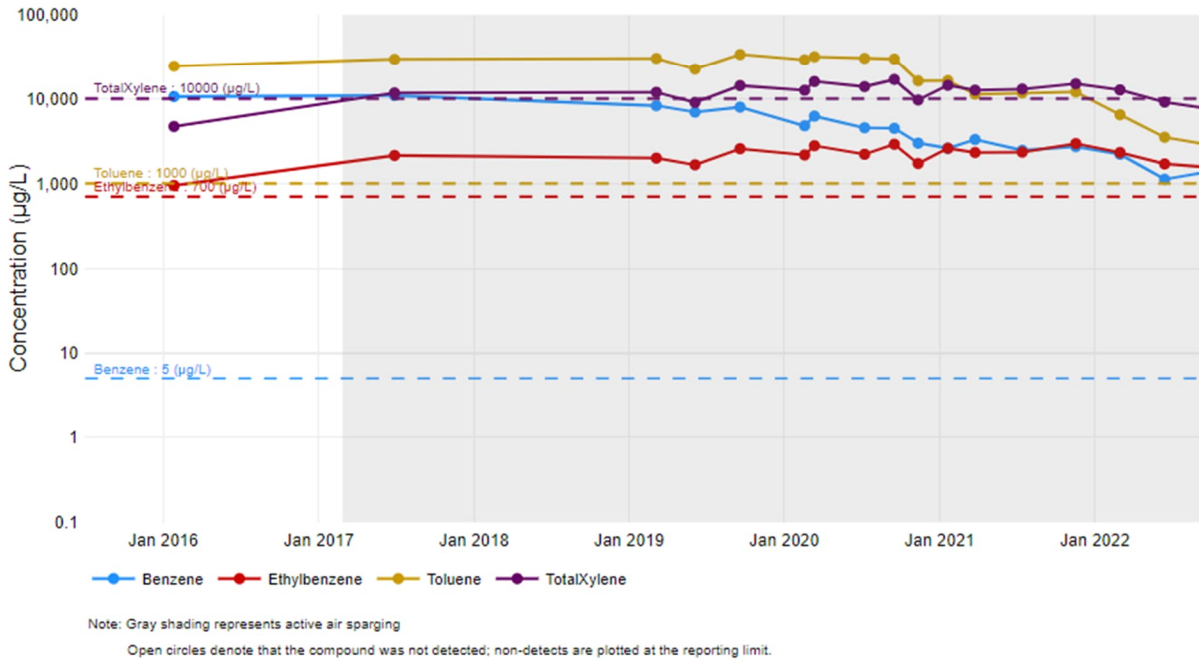


Shallow Bedrock Monitoring Well Trends

MW-01B

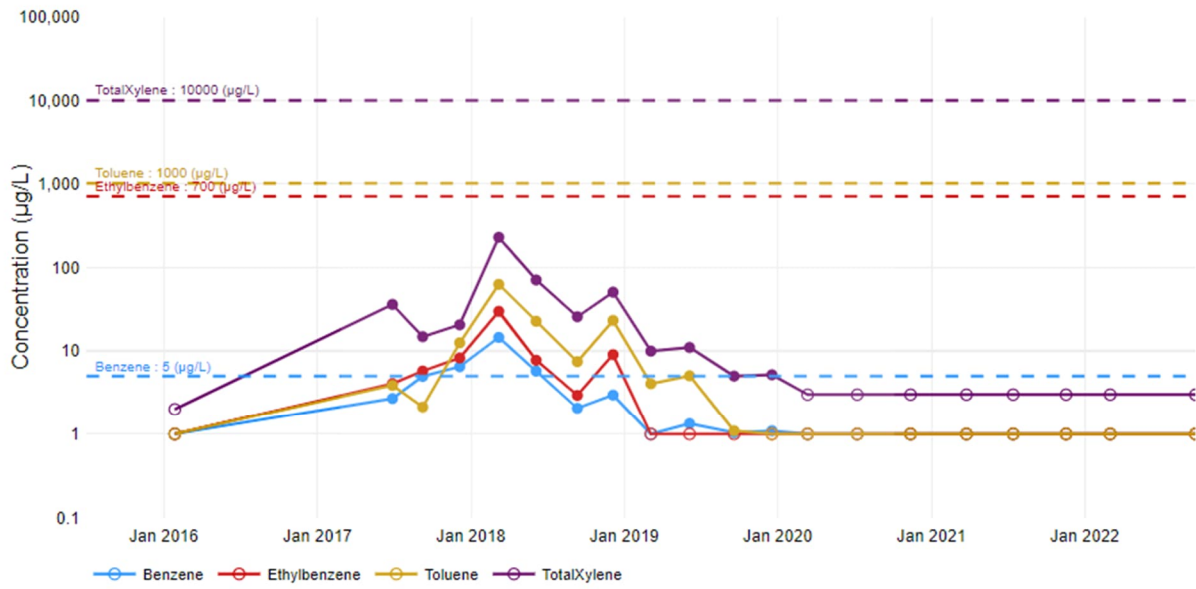


MW-11



Attachment C – Groundwater Analytical Trends

MW-27



Note: Gray shading represents active air sparging

Open circles denote that the compound was not detected; non-detects are plotted at the reporting limit.

Attachment D
Laboratory Analytical Reports

Kinder Morgan- Atlanta, GA

Sample Delivery Group: L1538553
Samples Received: 09/22/2022
Project Number: KMLDOM22
Description: Lewis Drive Groundwater

Report To: Bethany Garvey
Ten 10th Street NW
Suite 1400
Atlanta, GA 30309

Entire Report Reviewed By:



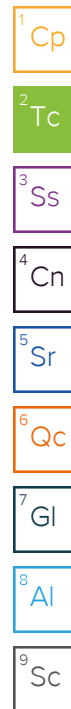
Chris McCord
Project Manager

Results relate only to the items tested or calibrated and are reported as rounded values. This test report shall not be reproduced, except in full, without written approval of the laboratory. Where applicable, sampling conducted by Pace Analytical National is performed per guidance provided in laboratory standard operating procedures ENV-SOP-MTJL-0067 and ENV-SOP-MTJL-0068. Where sampling conducted by the customer, results relate to the accuracy of the information provided, and as the samples are received.

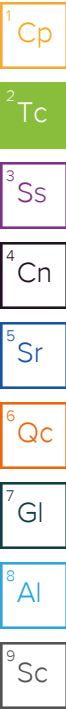
Pace Analytical National12065 Lebanon Rd Mount Juliet, TN 37122 615-758-5858 800-767-5859 www.pacenational.com

TABLE OF CONTENTS

Cp: Cover Page	1
Tc: Table of Contents	2
Ss: Sample Summary	4
Cn: Case Narrative	13
Sr: Sample Results	14
MW-29-092022 L1538553-01	14
MW-26-092022 L1538553-02	15
MW-26B-092022 L1538553-03	16
MW-20-092022 L1538553-04	17
MW-17B-092022 L1538553-05	18
MW-21-092022 L1538553-06	19
MW-23-092022 L1538553-07	20
MW-23-D-092022 L1538553-08	21
MW-23B-092022 L1538553-09	22
MW-47-092022 L1538553-10	23
MW-46-092022 L1538553-11	24
MW-60-092022 L1538553-12	25
MW-56-092022 L1538553-13	26
MW-57-092022 L1538553-14	27
MW-45B-092022 L1538553-15	28
MW-11-092022 L1538553-16	29
MW-63-092022 L1538553-17	30
MW-58-092022 L1538553-18	31
MW-59-092022 L1538553-19	32
MW-62-092022 L1538553-20	33
MW-61B-092022 L1538553-21	34
MW-55-092022 L1538553-22	35
MW-36-092022 L1538553-23	36
MW-36-D-092022 L1538553-24	37
MW-36B-092022 L1538553-25	38
MW-18-092122 L1538553-26	39
MW-01-092122 L1538553-27	40
MW-16-092122 L1538553-28	41
MW-06B-092122 L1538553-29	42
MW-01B-092122 L1538553-30	43
MW-04-092122 L1538553-31	44
MW-53-092122 L1538553-32	45
MW-27B-092122 L1538553-33	46
MW-32-092122 L1538553-34	47
MW-27-092122 L1538553-35	48



MW-02-092122	L1538553-36	49
MW-09B-092122	L1538553-37	50
MW-09-092122	L1538553-38	51
MW-33T-092122	L1538553-39	52
MW-35-092122	L1538553-40	53
MW-50B-092122	L1538553-41	54
MW-13B-092122	L1538553-42	55
MW-42-092122	L1538553-43	56
MW-14-092122	L1538553-44	57
MW-14B-092122	L1538553-45	58
MW-25-092122	L1538553-46	59
MW-25B-092122	L1538553-47	60
MW-41-092122	L1538553-48	61
MW-41D-092122	L1538553-49	62
MW-48B-092122	L1538553-50	63
MW-51-092122	L1538553-51	64
MW-52-092122	L1538553-52	65
MW-38B-092122	L1538553-53	66
MW-38-092122	L1538553-54	67
MW-37-092122	L1538553-55	68
MW-37-D-092122	L1538553-56	69
MW-12-092122	L1538553-57	70
MW-12B-092122	L1538553-58	71
MW-28-092122	L1538553-59	72
MW-40-092122	L1538553-60	73
MW-39-092122	L1538553-61	74
MW-24-092122	L1538553-62	75
MW-24B-092122	L1538553-63	76
MW-15B-092122	L1538553-64	77
FB01-092122	L1538553-65	78
TB01-092122	L1538553-66	79
TB02-092122	L1538553-67	80
Qc: Quality Control Summary		81
Volatile Organic Compounds (GC/MS) by Method 8260D		81
Gl: Glossary of Terms		92
Al: Accreditations & Locations		93
Sc: Sample Chain of Custody		94



SAMPLE SUMMARY

MW-29-092022 L1538553-01 GW

Method	Batch	Dilution	Preparation date/time	Analysis date/time	Analyst	Location
Volatile Organic Compounds (GC/MS) by Method 8260D	WG1931911	1	09/25/22 19:53	09/25/22 19:53	ADM	Mt. Juliet, TN

Collected by TH/VW/AF
 Collected date/time 09/20/22 10:40
 Received date/time 09/22/22 09:00

- 1 Cp
- 2 Tc
- 3 Ss
- 4 Cn
- 5 Sr
- 6 Qc
- 7 Gl
- 8 Al
- 9 Sc

MW-26-092022 L1538553-02 GW

Method	Batch	Dilution	Preparation date/time	Analysis date/time	Analyst	Location
Volatile Organic Compounds (GC/MS) by Method 8260D	WG1931911	1	09/25/22 20:12	09/25/22 20:12	ADM	Mt. Juliet, TN

Collected by TH/VW/AF
 Collected date/time 09/20/22 10:50
 Received date/time 09/22/22 09:00

MW-26B-092022 L1538553-03 GW

Method	Batch	Dilution	Preparation date/time	Analysis date/time	Analyst	Location
Volatile Organic Compounds (GC/MS) by Method 8260D	WG1931911	1	09/25/22 20:31	09/25/22 20:31	ADM	Mt. Juliet, TN

Collected by TH/VW/AF
 Collected date/time 09/20/22 10:55
 Received date/time 09/22/22 09:00

MW-20-092022 L1538553-04 GW

Method	Batch	Dilution	Preparation date/time	Analysis date/time	Analyst	Location
Volatile Organic Compounds (GC/MS) by Method 8260D	WG1934822	100	09/30/22 01:27	09/30/22 01:27	JBE	Mt. Juliet, TN

Collected by TH/VW/AF
 Collected date/time 09/20/22 11:10
 Received date/time 09/22/22 09:00

MW-17B-092022 L1538553-05 GW

Method	Batch	Dilution	Preparation date/time	Analysis date/time	Analyst	Location
Volatile Organic Compounds (GC/MS) by Method 8260D	WG1931911	100	09/25/22 22:42	09/25/22 22:42	ADM	Mt. Juliet, TN

Collected by TH/VW/AF
 Collected date/time 09/20/22 11:20
 Received date/time 09/22/22 09:00

MW-21-092022 L1538553-06 GW

Method	Batch	Dilution	Preparation date/time	Analysis date/time	Analyst	Location
Volatile Organic Compounds (GC/MS) by Method 8260D	WG1931911	1	09/25/22 20:50	09/25/22 20:50	ADM	Mt. Juliet, TN

Collected by TH/VW/AF
 Collected date/time 09/20/22 11:35
 Received date/time 09/22/22 09:00

MW-23-092022 L1538553-07 GW

Method	Batch	Dilution	Preparation date/time	Analysis date/time	Analyst	Location
Volatile Organic Compounds (GC/MS) by Method 8260D	WG1931911	50	09/25/22 23:01	09/25/22 23:01	ADM	Mt. Juliet, TN

Collected by TH/VW/AF
 Collected date/time 09/20/22 11:40
 Received date/time 09/22/22 09:00

MW-23-D-092022 L1538553-08 GW

Method	Batch	Dilution	Preparation date/time	Analysis date/time	Analyst	Location
Volatile Organic Compounds (GC/MS) by Method 8260D	WG1931911	20	09/25/22 23:20	09/25/22 23:20	ADM	Mt. Juliet, TN

Collected by TH/VW/AF
 Collected date/time 09/20/22 11:45
 Received date/time 09/22/22 09:00

SAMPLE SUMMARY

MW-23B-092022 L1538553-09 GW

Method	Batch	Dilution	Preparation date/time	Analysis date/time	Analyst	Location
Volatile Organic Compounds (GC/MS) by Method 8260D	WG1931911	1	09/25/22 21:09	09/25/22 21:09	ADM	Mt. Juliet, TN

Collected by TH/VW/AF
 Collected date/time 09/20/22 12:00
 Received date/time 09/22/22 09:00



MW-47-092022 L1538553-10 GW

Method	Batch	Dilution	Preparation date/time	Analysis date/time	Analyst	Location
Volatile Organic Compounds (GC/MS) by Method 8260D	WG1931911	1	09/25/22 21:27	09/25/22 21:27	ADM	Mt. Juliet, TN

Collected by TH/VW/AF
 Collected date/time 09/20/22 11:45
 Received date/time 09/22/22 09:00

MW-46-092022 L1538553-11 GW

Method	Batch	Dilution	Preparation date/time	Analysis date/time	Analyst	Location
Volatile Organic Compounds (GC/MS) by Method 8260D	WG1931911	1	09/25/22 21:46	09/25/22 21:46	ADM	Mt. Juliet, TN

Collected by TH/VW/AF
 Collected date/time 09/20/22 13:10
 Received date/time 09/22/22 09:00

MW-60-092022 L1538553-12 GW

Method	Batch	Dilution	Preparation date/time	Analysis date/time	Analyst	Location
Volatile Organic Compounds (GC/MS) by Method 8260D	WG1931911	1	09/25/22 22:05	09/25/22 22:05	ADM	Mt. Juliet, TN

Collected by TH/VW/AF
 Collected date/time 09/20/22 13:15
 Received date/time 09/22/22 09:00

MW-56-092022 L1538553-13 GW

Method	Batch	Dilution	Preparation date/time	Analysis date/time	Analyst	Location
Volatile Organic Compounds (GC/MS) by Method 8260D	WG1931916	1	09/25/22 04:58	09/25/22 04:58	JHH	Mt. Juliet, TN
Volatile Organic Compounds (GC/MS) by Method 8260D	WG1934302	5	09/29/22 13:17	09/29/22 13:17	ADM	Mt. Juliet, TN

Collected by TH/VW/AF
 Collected date/time 09/20/22 13:20
 Received date/time 09/22/22 09:00

MW-57-092022 L1538553-14 GW

Method	Batch	Dilution	Preparation date/time	Analysis date/time	Analyst	Location
Volatile Organic Compounds (GC/MS) by Method 8260D	WG1932374	1	09/26/22 14:51	09/26/22 14:51	ADM	Mt. Juliet, TN

Collected by TH/VW/AF
 Collected date/time 09/20/22 13:25
 Received date/time 09/22/22 09:00

MW-45B-092022 L1538553-15 GW

Method	Batch	Dilution	Preparation date/time	Analysis date/time	Analyst	Location
Volatile Organic Compounds (GC/MS) by Method 8260D	WG1931916	1	09/25/22 05:19	09/25/22 05:19	JHH	Mt. Juliet, TN
Volatile Organic Compounds (GC/MS) by Method 8260D	WG1934302	1	09/29/22 12:36	09/29/22 12:36	ADM	Mt. Juliet, TN

Collected by TH/VW/AF
 Collected date/time 09/20/22 13:35
 Received date/time 09/22/22 09:00

MW-11-092022 L1538553-16 GW

Method	Batch	Dilution	Preparation date/time	Analysis date/time	Analyst	Location
Volatile Organic Compounds (GC/MS) by Method 8260D	WG1932253	250	09/26/22 06:22	09/26/22 06:22	DWR	Mt. Juliet, TN

Collected by TH/VW/AF
 Collected date/time 09/20/22 14:00
 Received date/time 09/22/22 09:00

SAMPLE SUMMARY

MW-63-092022 L1538553-17 GW

Collected by TH/VW/AF Collected date/time 09/20/22 14:10 Received date/time 09/22/22 09:00

Method	Batch	Dilution	Preparation date/time	Analysis date/time	Analyst	Location
Volatile Organic Compounds (GC/MS) by Method 8260D	WG1931916	1	09/25/22 05:40	09/25/22 05:40	JHH	Mt. Juliet, TN

1 Cp

2 Tc

MW-58-092022 L1538553-18 GW

Collected by TH/VW/AF Collected date/time 09/20/22 14:15 Received date/time 09/22/22 09:00

Method	Batch	Dilution	Preparation date/time	Analysis date/time	Analyst	Location
Volatile Organic Compounds (GC/MS) by Method 8260D	WG1931916	1	09/25/22 06:00	09/25/22 06:00	JHH	Mt. Juliet, TN

3 Ss

4 Cn

5 Sr

MW-59-092022 L1538553-19 GW

Collected by TH/VW/AF Collected date/time 09/20/22 14:20 Received date/time 09/22/22 09:00

Method	Batch	Dilution	Preparation date/time	Analysis date/time	Analyst	Location
Volatile Organic Compounds (GC/MS) by Method 8260D	WG1931916	1	09/25/22 06:22	09/25/22 06:22	JHH	Mt. Juliet, TN

6 Qc

7 Gl

8 Al

MW-62-092022 L1538553-20 GW

Collected by TH/VW/AF Collected date/time 09/20/22 14:25 Received date/time 09/22/22 09:00

Method	Batch	Dilution	Preparation date/time	Analysis date/time	Analyst	Location
Volatile Organic Compounds (GC/MS) by Method 8260D	WG1932253	1	09/26/22 02:13	09/26/22 02:13	DWR	Mt. Juliet, TN

9 Sc

MW-61B-092022 L1538553-21 GW

Collected by TH/VW/AF Collected date/time 09/20/22 14:35 Received date/time 09/22/22 09:00

Method	Batch	Dilution	Preparation date/time	Analysis date/time	Analyst	Location
Volatile Organic Compounds (GC/MS) by Method 8260D	WG1932253	1	09/26/22 02:33	09/26/22 02:33	DWR	Mt. Juliet, TN

MW-55-092022 L1538553-22 GW

Collected by TH/VW/AF Collected date/time 09/20/22 14:45 Received date/time 09/22/22 09:00

Method	Batch	Dilution	Preparation date/time	Analysis date/time	Analyst	Location
Volatile Organic Compounds (GC/MS) by Method 8260D	WG1932253	1	09/26/22 02:54	09/26/22 02:54	DWR	Mt. Juliet, TN

MW-36-092022 L1538553-23 GW

Collected by TH/VW/AF Collected date/time 09/20/22 14:50 Received date/time 09/22/22 09:00

Method	Batch	Dilution	Preparation date/time	Analysis date/time	Analyst	Location
Volatile Organic Compounds (GC/MS) by Method 8260D	WG1932253	1	09/26/22 03:15	09/26/22 03:15	DWR	Mt. Juliet, TN

MW-36-D-092022 L1538553-24 GW

Collected by TH/VW/AF Collected date/time 09/20/22 14:55 Received date/time 09/22/22 09:00

Method	Batch	Dilution	Preparation date/time	Analysis date/time	Analyst	Location
Volatile Organic Compounds (GC/MS) by Method 8260D	WG1932253	1	09/26/22 03:36	09/26/22 03:36	DWR	Mt. Juliet, TN

SAMPLE SUMMARY

MW-36B-092022 L1538553-25 GW

Collected by TH/VW/AF Collected date/time 09/20/22 15:00 Received date/time 09/22/22 09:00

Method	Batch	Dilution	Preparation date/time	Analysis date/time	Analyst	Location
Volatile Organic Compounds (GC/MS) by Method 8260D	WG1932253	1	09/26/22 03:57	09/26/22 03:57	DWR	Mt. Juliet, TN

1 Cp

2 Tc

MW-18-092122 L1538553-26 GW

Collected by TH/VW/AF Collected date/time 09/21/22 07:50 Received date/time 09/22/22 09:00

Method	Batch	Dilution	Preparation date/time	Analysis date/time	Analyst	Location
Volatile Organic Compounds (GC/MS) by Method 8260D	WG1932253	25	09/26/22 06:43	09/26/22 06:43	DWR	Mt. Juliet, TN

3 Ss

4 Cn

MW-01-092122 L1538553-27 GW

Collected by TH/VW/AF Collected date/time 09/21/22 07:55 Received date/time 09/22/22 09:00

Method	Batch	Dilution	Preparation date/time	Analysis date/time	Analyst	Location
Volatile Organic Compounds (GC/MS) by Method 8260D	WG1932253	1	09/26/22 04:17	09/26/22 04:17	DWR	Mt. Juliet, TN

5 Sr

6 Qc

MW-16-092122 L1538553-28 GW

Collected by TH/VW/AF Collected date/time 09/21/22 08:00 Received date/time 09/22/22 09:00

Method	Batch	Dilution	Preparation date/time	Analysis date/time	Analyst	Location
Volatile Organic Compounds (GC/MS) by Method 8260D	WG1932253	1	09/26/22 04:38	09/26/22 04:38	DWR	Mt. Juliet, TN
Volatile Organic Compounds (GC/MS) by Method 8260D	WG1932374	5	09/26/22 15:33	09/26/22 15:33	ADM	Mt. Juliet, TN

7 Gl

8 Al

MW-06B-092122 L1538553-29 GW

Collected by TH/VW/AF Collected date/time 09/21/22 08:05 Received date/time 09/22/22 09:00

Method	Batch	Dilution	Preparation date/time	Analysis date/time	Analyst	Location
Volatile Organic Compounds (GC/MS) by Method 8260D	WG1932253	1	09/26/22 04:59	09/26/22 04:59	DWR	Mt. Juliet, TN
Volatile Organic Compounds (GC/MS) by Method 8260D	WG1932374	1	09/26/22 15:12	09/26/22 15:12	ADM	Mt. Juliet, TN

9 Sc

MW-01B-092122 L1538553-30 GW

Collected by TH/VW/AF Collected date/time 09/21/22 08:05 Received date/time 09/22/22 09:00

Method	Batch	Dilution	Preparation date/time	Analysis date/time	Analyst	Location
Volatile Organic Compounds (GC/MS) by Method 8260D	WG1932253	1	09/26/22 05:20	09/26/22 05:20	DWR	Mt. Juliet, TN

MW-04-092122 L1538553-31 GW

Collected by TH/VW/AF Collected date/time 09/21/22 08:10 Received date/time 09/22/22 09:00

Method	Batch	Dilution	Preparation date/time	Analysis date/time	Analyst	Location
Volatile Organic Compounds (GC/MS) by Method 8260D	WG1932253	1	09/26/22 05:41	09/26/22 05:41	DWR	Mt. Juliet, TN

MW-53-092122 L1538553-32 GW

Collected by TH/VW/AF Collected date/time 09/21/22 08:15 Received date/time 09/22/22 09:00

Method	Batch	Dilution	Preparation date/time	Analysis date/time	Analyst	Location
Volatile Organic Compounds (GC/MS) by Method 8260D	WG1932523	1	09/26/22 11:43	09/26/22 11:43	JAH	Mt. Juliet, TN

SAMPLE SUMMARY

MW-27B-092122 L1538553-33 GW

Method	Batch	Dilution	Preparation date/time	Analysis date/time	Analyst	Location
Volatile Organic Compounds (GC/MS) by Method 8260D	WG1932523	1	09/26/22 12:03	09/26/22 12:03	JAH	Mt. Juliet, TN

Collected by TH/VW/AF
 Collected date/time 09/21/22 08:20
 Received date/time 09/22/22 09:00

1 Cp

2 Tc

MW-32-092122 L1538553-34 GW

Method	Batch	Dilution	Preparation date/time	Analysis date/time	Analyst	Location
Volatile Organic Compounds (GC/MS) by Method 8260D	WG1932523	1	09/26/22 12:25	09/26/22 12:25	JAH	Mt. Juliet, TN

Collected by TH/VW/AF
 Collected date/time 09/21/22 08:25
 Received date/time 09/22/22 09:00

3 Ss

4 Cn

MW-27-092122 L1538553-35 GW

Method	Batch	Dilution	Preparation date/time	Analysis date/time	Analyst	Location
Volatile Organic Compounds (GC/MS) by Method 8260D	WG1932523	1	09/26/22 12:46	09/26/22 12:46	JAH	Mt. Juliet, TN

Collected by TH/VW/AF
 Collected date/time 09/21/22 08:30
 Received date/time 09/22/22 09:00

5 Sr

6 Qc

7 Gl

MW-02-092122 L1538553-36 GW

Method	Batch	Dilution	Preparation date/time	Analysis date/time	Analyst	Location
Volatile Organic Compounds (GC/MS) by Method 8260D	WG1932523	1	09/26/22 13:06	09/26/22 13:06	JAH	Mt. Juliet, TN

Collected by TH/VW/AF
 Collected date/time 09/21/22 08:30
 Received date/time 09/22/22 09:00

8 Al

9 Sc

MW-09B-092122 L1538553-37 GW

Method	Batch	Dilution	Preparation date/time	Analysis date/time	Analyst	Location
Volatile Organic Compounds (GC/MS) by Method 8260D	WG1932523	1	09/26/22 13:27	09/26/22 13:27	JAH	Mt. Juliet, TN

Collected by TH/VW/AF
 Collected date/time 09/21/22 08:35
 Received date/time 09/22/22 09:00

MW-09-092122 L1538553-38 GW

Method	Batch	Dilution	Preparation date/time	Analysis date/time	Analyst	Location
Volatile Organic Compounds (GC/MS) by Method 8260D	WG1932523	1	09/26/22 15:54	09/26/22 15:54	ADM	Mt. Juliet, TN
Volatile Organic Compounds (GC/MS) by Method 8260D	WG1933023	100	09/27/22 15:02	09/27/22 15:02	JCP	Mt. Juliet, TN

Collected by TH/VW/AF
 Collected date/time 09/21/22 08:40
 Received date/time 09/22/22 09:00

MW-33T-092122 L1538553-39 GW

Method	Batch	Dilution	Preparation date/time	Analysis date/time	Analyst	Location
Volatile Organic Compounds (GC/MS) by Method 8260D	WG1932523	1	09/26/22 18:20	09/26/22 18:20	ADM	Mt. Juliet, TN

Collected by TH/VW/AF
 Collected date/time 09/21/22 08:45
 Received date/time 09/22/22 09:00

MW-35-092122 L1538553-40 GW

Method	Batch	Dilution	Preparation date/time	Analysis date/time	Analyst	Location
Volatile Organic Compounds (GC/MS) by Method 8260D	WG1932523	1	09/26/22 18:41	09/26/22 18:41	ADM	Mt. Juliet, TN

Collected by TH/VW/AF
 Collected date/time 09/21/22 08:50
 Received date/time 09/22/22 09:00

SAMPLE SUMMARY

MW-50B-092122 L1538553-41 GW

Method	Batch	Dilution	Preparation date/time	Analysis date/time	Analyst	Location
Volatile Organic Compounds (GC/MS) by Method 8260D	WG1932523	1	09/26/22 19:01	09/26/22 19:01	ADM	Mt. Juliet, TN

Collected by TH/VW/AF
 Collected date/time 09/21/22 08:55
 Received date/time 09/22/22 09:00

1 Cp

2 Tc

MW-13B-092122 L1538553-42 GW

Method	Batch	Dilution	Preparation date/time	Analysis date/time	Analyst	Location
Volatile Organic Compounds (GC/MS) by Method 8260D	WG1933361	1	09/28/22 21:47	09/28/22 21:47	JHH	Mt. Juliet, TN
Volatile Organic Compounds (GC/MS) by Method 8260D	WG1934637	20	09/29/22 23:23	09/29/22 23:23	ACG	Mt. Juliet, TN

Collected by TH/VW/AF
 Collected date/time 09/21/22 09:05
 Received date/time 09/22/22 09:00

3 Ss

4 Cn

5 Sr

MW-42-092122 L1538553-43 GW

Method	Batch	Dilution	Preparation date/time	Analysis date/time	Analyst	Location
Volatile Organic Compounds (GC/MS) by Method 8260D	WG1933361	1	09/28/22 22:07	09/28/22 22:07	JHH	Mt. Juliet, TN
Volatile Organic Compounds (GC/MS) by Method 8260D	WG1934637	1	09/29/22 22:00	09/29/22 22:00	ACG	Mt. Juliet, TN

Collected by TH/VW/AF
 Collected date/time 09/21/22 09:00
 Received date/time 09/22/22 09:00

6 Qc

7 Gl

8 Al

MW-14-092122 L1538553-44 GW

Method	Batch	Dilution	Preparation date/time	Analysis date/time	Analyst	Location
Volatile Organic Compounds (GC/MS) by Method 8260D	WG1933361	1	09/28/22 22:28	09/28/22 22:28	JHH	Mt. Juliet, TN

Collected by TH/VW/AF
 Collected date/time 09/21/22 09:10
 Received date/time 09/22/22 09:00

9 Sc

MW-14B-092122 L1538553-45 GW

Method	Batch	Dilution	Preparation date/time	Analysis date/time	Analyst	Location
Volatile Organic Compounds (GC/MS) by Method 8260D	WG1933361	1	09/28/22 22:49	09/28/22 22:49	JHH	Mt. Juliet, TN

Collected by TH/VW/AF
 Collected date/time 09/21/22 09:15
 Received date/time 09/22/22 09:00

MW-25-092122 L1538553-46 GW

Method	Batch	Dilution	Preparation date/time	Analysis date/time	Analyst	Location
Volatile Organic Compounds (GC/MS) by Method 8260D	WG1933361	1	09/28/22 23:09	09/28/22 23:09	JHH	Mt. Juliet, TN

Collected by TH/VW/AF
 Collected date/time 09/21/22 09:20
 Received date/time 09/22/22 09:00

MW-25B-092122 L1538553-47 GW

Method	Batch	Dilution	Preparation date/time	Analysis date/time	Analyst	Location
Volatile Organic Compounds (GC/MS) by Method 8260D	WG1933361	1	09/28/22 23:30	09/28/22 23:30	JHH	Mt. Juliet, TN

Collected by TH/VW/AF
 Collected date/time 09/21/22 09:10
 Received date/time 09/22/22 09:00

MW-41-092122 L1538553-48 GW

Method	Batch	Dilution	Preparation date/time	Analysis date/time	Analyst	Location
Volatile Organic Compounds (GC/MS) by Method 8260D	WG1933361	1	09/28/22 23:51	09/28/22 23:51	JHH	Mt. Juliet, TN

Collected by TH/VW/AF
 Collected date/time 09/21/22 09:30
 Received date/time 09/22/22 09:00

SAMPLE SUMMARY

MW-41D-092122 L1538553-49 GW

Collected by TH/VW/AF Collected date/time 09/21/22 09:35 Received date/time 09/22/22 09:00

Method	Batch	Dilution	Preparation date/time	Analysis date/time	Analyst	Location
Volatile Organic Compounds (GC/MS) by Method 8260D	WG1933361	1	09/29/22 00:11	09/29/22 00:11	JHH	Mt. Juliet, TN

1 Cp

2 Tc

MW-48B-092122 L1538553-50 GW

Collected by TH/VW/AF Collected date/time 09/21/22 09:40 Received date/time 09/22/22 09:00

Method	Batch	Dilution	Preparation date/time	Analysis date/time	Analyst	Location
Volatile Organic Compounds (GC/MS) by Method 8260D	WG1933361	1	09/29/22 00:32	09/29/22 00:32	JHH	Mt. Juliet, TN

3 Ss

4 Cn

MW-51-092122 L1538553-51 GW

Collected by TH/VW/AF Collected date/time 09/21/22 09:45 Received date/time 09/22/22 09:00

Method	Batch	Dilution	Preparation date/time	Analysis date/time	Analyst	Location
Volatile Organic Compounds (GC/MS) by Method 8260D	WG1933361	1	09/29/22 00:52	09/29/22 00:52	JHH	Mt. Juliet, TN

5 Sr

6 Qc

MW-52-092122 L1538553-52 GW

Collected by TH/VW/AF Collected date/time 09/21/22 09:50 Received date/time 09/22/22 09:00

Method	Batch	Dilution	Preparation date/time	Analysis date/time	Analyst	Location
Volatile Organic Compounds (GC/MS) by Method 8260D	WG1933361	1	09/29/22 01:13	09/29/22 01:13	JHH	Mt. Juliet, TN

7 Gl

8 Al

MW-38B-092122 L1538553-53 GW

Collected by TH/VW/AF Collected date/time 09/21/22 09:55 Received date/time 09/22/22 09:00

Method	Batch	Dilution	Preparation date/time	Analysis date/time	Analyst	Location
Volatile Organic Compounds (GC/MS) by Method 8260D	WG1933361	1	09/29/22 01:34	09/29/22 01:34	JHH	Mt. Juliet, TN
Volatile Organic Compounds (GC/MS) by Method 8260D	WG1934637	10	09/29/22 23:43	09/29/22 23:43	ACG	Mt. Juliet, TN

9 Sc

MW-38-092122 L1538553-54 GW

Collected by TH/VW/AF Collected date/time 09/21/22 10:00 Received date/time 09/22/22 09:00

Method	Batch	Dilution	Preparation date/time	Analysis date/time	Analyst	Location
Volatile Organic Compounds (GC/MS) by Method 8260D	WG1933361	1	09/29/22 01:54	09/29/22 01:54	JHH	Mt. Juliet, TN
Volatile Organic Compounds (GC/MS) by Method 8260D	WG1934637	10	09/30/22 00:04	09/30/22 00:04	ACG	Mt. Juliet, TN

MW-37-092122 L1538553-55 GW

Collected by TH/VW/AF Collected date/time 09/21/22 10:05 Received date/time 09/22/22 09:00

Method	Batch	Dilution	Preparation date/time	Analysis date/time	Analyst	Location
Volatile Organic Compounds (GC/MS) by Method 8260D	WG1933361	1	09/29/22 02:15	09/29/22 02:15	JHH	Mt. Juliet, TN
Volatile Organic Compounds (GC/MS) by Method 8260D	WG1934637	1	09/29/22 22:21	09/29/22 22:21	ACG	Mt. Juliet, TN

MW-37-D-092122 L1538553-56 GW

Collected by TH/VW/AF Collected date/time 09/21/22 10:10 Received date/time 09/22/22 09:00

Method	Batch	Dilution	Preparation date/time	Analysis date/time	Analyst	Location
Volatile Organic Compounds (GC/MS) by Method 8260D	WG1933361	1	09/29/22 02:36	09/29/22 02:36	JHH	Mt. Juliet, TN
Volatile Organic Compounds (GC/MS) by Method 8260D	WG1934637	1	09/29/22 22:41	09/29/22 22:41	ACG	Mt. Juliet, TN

SAMPLE SUMMARY

MW-12-092122 L1538553-57 GW

Method	Batch	Dilution	Preparation date/time	Analysis date/time	Analyst	Location
Volatile Organic Compounds (GC/MS) by Method 8260D	WG1933361	1	09/29/22 02:56	09/29/22 02:56	JHH	Mt. Juliet, TN

Collected by TH/VW/AF
 Collected date/time 09/21/22 09:45
 Received date/time 09/22/22 09:00

1 Cp

MW-12B-092122 L1538553-58 GW

Method	Batch	Dilution	Preparation date/time	Analysis date/time	Analyst	Location
Volatile Organic Compounds (GC/MS) by Method 8260D	WG1933361	1	09/29/22 03:17	09/29/22 03:17	JHH	Mt. Juliet, TN

Collected by TH/VW/AF
 Collected date/time 09/21/22 09:55
 Received date/time 09/22/22 09:00

2 Tc

3 Ss

MW-28-092122 L1538553-59 GW

Method	Batch	Dilution	Preparation date/time	Analysis date/time	Analyst	Location
Volatile Organic Compounds (GC/MS) by Method 8260D	WG1933362	1	09/29/22 01:49	09/29/22 01:49	JHH	Mt. Juliet, TN

Collected by TH/VW/AF
 Collected date/time 09/21/22 10:20
 Received date/time 09/22/22 09:00

4 Cn

5 Sr

6 Qc

MW-40-092122 L1538553-60 GW

Method	Batch	Dilution	Preparation date/time	Analysis date/time	Analyst	Location
Volatile Organic Compounds (GC/MS) by Method 8260D	WG1933362	1	09/29/22 02:10	09/29/22 02:10	JHH	Mt. Juliet, TN

Collected by TH/VW/AF
 Collected date/time 09/21/22 10:35
 Received date/time 09/22/22 09:00

7 Gl

8 Al

MW-39-092122 L1538553-61 GW

Method	Batch	Dilution	Preparation date/time	Analysis date/time	Analyst	Location
Volatile Organic Compounds (GC/MS) by Method 8260D	WG1933362	1	09/29/22 02:30	09/29/22 02:30	JHH	Mt. Juliet, TN

Collected by TH/VW/AF
 Collected date/time 09/21/22 10:40
 Received date/time 09/22/22 09:00

9 Sc

MW-24-092122 L1538553-62 GW

Method	Batch	Dilution	Preparation date/time	Analysis date/time	Analyst	Location
Volatile Organic Compounds (GC/MS) by Method 8260D	WG1933362	1	09/29/22 02:51	09/29/22 02:51	JHH	Mt. Juliet, TN

Collected by TH/VW/AF
 Collected date/time 09/21/22 10:45
 Received date/time 09/22/22 09:00

MW-24B-092122 L1538553-63 GW

Method	Batch	Dilution	Preparation date/time	Analysis date/time	Analyst	Location
Volatile Organic Compounds (GC/MS) by Method 8260D	WG1933362	1	09/29/22 03:11	09/29/22 03:11	JHH	Mt. Juliet, TN

Collected by TH/VW/AF
 Collected date/time 09/21/22 10:50
 Received date/time 09/22/22 09:00

MW-15B-092122 L1538553-64 GW

Method	Batch	Dilution	Preparation date/time	Analysis date/time	Analyst	Location
Volatile Organic Compounds (GC/MS) by Method 8260D	WG1933362	5	09/29/22 06:40	09/29/22 06:40	JHH	Mt. Juliet, TN

Collected by TH/VW/AF
 Collected date/time 09/21/22 10:55
 Received date/time 09/22/22 09:00

SAMPLE SUMMARY

FB01-092122 L1538553-65 GW

Collected by TH/VW/AF Collected date/time 09/21/22 13:00 Received date/time 09/22/22 09:00

Method	Batch	Dilution	Preparation date/time	Analysis date/time	Analyst	Location
Volatile Organic Compounds (GC/MS) by Method 8260D	WG1933362	1	09/29/22 01:28	09/29/22 01:28	JHH	Mt. Juliet, TN

¹ Cp

² Tc

³ Ss

TB01-092122 L1538553-66 GW

Collected by TH/VW/AF Collected date/time 09/21/22 13:10 Received date/time 09/22/22 09:00

Method	Batch	Dilution	Preparation date/time	Analysis date/time	Analyst	Location
Volatile Organic Compounds (GC/MS) by Method 8260D	WG1933362	1	09/29/22 00:46	09/29/22 00:46	JHH	Mt. Juliet, TN

⁴ Cn

⁵ Sr

TB02-092122 L1538553-67 GW

Collected by TH/VW/AF Collected date/time 09/21/22 13:15 Received date/time 09/22/22 09:00

Method	Batch	Dilution	Preparation date/time	Analysis date/time	Analyst	Location
Volatile Organic Compounds (GC/MS) by Method 8260D	WG1933362	1	09/29/22 01:07	09/29/22 01:07	JHH	Mt. Juliet, TN

⁶ Qc

⁷ Gl

⁸ Al

⁹ Sc

CASE NARRATIVE

All sample aliquots were received at the correct temperature, in the proper containers, with the appropriate preservatives, and within method specified holding times, unless qualified or notated within the report. Where applicable, all MDL (LOD) and RDL (LOQ) values reported for environmental samples have been corrected for the dilution factor used in the analysis. All Method and Batch Quality Control are within established criteria except where addressed in this case narrative, a non-conformance form or properly qualified within the sample results. By my digital signature below, I affirm to the best of my knowledge, all problems/anomalies observed by the laboratory as having the potential to affect the quality of the data have been identified by the laboratory, and no information or data have been knowingly withheld that would affect the quality of the data.



Chris McCord
Project Manager

¹ Cp

² Tc

³ Ss

⁴ Cn

⁵ Sr

⁶ Qc

⁷ Gl

⁸ Al

⁹ Sc

Volatile Organic Compounds (GC/MS) by Method 8260D

Analyte	Result	Qualifier	RDL	Dilution	Analysis date / time	Batch
Benzene	ND		1.00	1	09/25/2022 19:53	WG1931911
Toluene	ND		1.00	1	09/25/2022 19:53	WG1931911
Ethylbenzene	ND		1.00	1	09/25/2022 19:53	WG1931911
Total Xylenes	ND		3.00	1	09/25/2022 19:53	WG1931911
Methyl tert-butyl ether	ND		1.00	1	09/25/2022 19:53	WG1931911
Naphthalene	ND		5.00	1	09/25/2022 19:53	WG1931911
1,2-Dichloroethane	ND		1.00	1	09/25/2022 19:53	WG1931911
(S) Toluene-d8	110		80.0-120		09/25/2022 19:53	WG1931911
(S) 4-Bromofluorobenzene	102		77.0-126		09/25/2022 19:53	WG1931911
(S) 1,2-Dichloroethane-d4	108		70.0-130		09/25/2022 19:53	WG1931911

- 1 Cp
- 2 Tc
- 3 Ss
- 4 Cn
- 5 Sr
- 6 Qc
- 7 Gl
- 8 Al
- 9 Sc

Volatile Organic Compounds (GC/MS) by Method 8260D

Analyte	Result	Qualifier	RDL	Dilution	Analysis date / time	Batch
Benzene	ND		1.00	1	09/25/2022 20:12	WG1931911
Toluene	ND		1.00	1	09/25/2022 20:12	WG1931911
Ethylbenzene	ND		1.00	1	09/25/2022 20:12	WG1931911
Total Xylenes	ND		3.00	1	09/25/2022 20:12	WG1931911
Methyl tert-butyl ether	ND		1.00	1	09/25/2022 20:12	WG1931911
Naphthalene	ND		5.00	1	09/25/2022 20:12	WG1931911
1,2-Dichloroethane	ND		1.00	1	09/25/2022 20:12	WG1931911
(S) Toluene-d8	113		80.0-120		09/25/2022 20:12	WG1931911
(S) 4-Bromofluorobenzene	101		77.0-126		09/25/2022 20:12	WG1931911
(S) 1,2-Dichloroethane-d4	103		70.0-130		09/25/2022 20:12	WG1931911

- 1 Cp
- 2 Tc
- 3 Ss
- 4 Cn
- 5 Sr
- 6 Qc
- 7 Gl
- 8 Al
- 9 Sc

Volatile Organic Compounds (GC/MS) by Method 8260D

Analyte	Result	Qualifier	RDL	Dilution	Analysis date / time	Batch
Benzene	ND		1.00	1	09/25/2022 20:31	WG1931911
Toluene	ND		1.00	1	09/25/2022 20:31	WG1931911
Ethylbenzene	ND		1.00	1	09/25/2022 20:31	WG1931911
Total Xylenes	ND		3.00	1	09/25/2022 20:31	WG1931911
Methyl tert-butyl ether	ND		1.00	1	09/25/2022 20:31	WG1931911
Naphthalene	ND		5.00	1	09/25/2022 20:31	WG1931911
1,2-Dichloroethane	ND		1.00	1	09/25/2022 20:31	WG1931911
(S) Toluene-d8	110		80.0-120		09/25/2022 20:31	WG1931911
(S) 4-Bromofluorobenzene	99.1		77.0-126		09/25/2022 20:31	WG1931911
(S) 1,2-Dichloroethane-d4	111		70.0-130		09/25/2022 20:31	WG1931911

- 1 Cp
- 2 Tc
- 3 Ss
- 4 Cn
- 5 Sr
- 6 Qc
- 7 Gl
- 8 Al
- 9 Sc

Volatile Organic Compounds (GC/MS) by Method 8260D

Analyte	Result	Qualifier	RDL	Dilution	Analysis date / time	Batch
Benzene	5220		100	100	09/30/2022 01:27	WG1934822
Toluene	11600		100	100	09/30/2022 01:27	WG1934822
Ethylbenzene	1000		100	100	09/30/2022 01:27	WG1934822
Total Xylenes	9420		300	100	09/30/2022 01:27	WG1934822
Methyl tert-butyl ether	ND		100	100	09/30/2022 01:27	WG1934822
Naphthalene	ND		500	100	09/30/2022 01:27	WG1934822
1,2-Dichloroethane	ND		100	100	09/30/2022 01:27	WG1934822
(S) Toluene-d8	111		80.0-120		09/30/2022 01:27	WG1934822
(S) 4-Bromofluorobenzene	97.4		77.0-126		09/30/2022 01:27	WG1934822
(S) 1,2-Dichloroethane-d4	124		70.0-130		09/30/2022 01:27	WG1934822

- 1 Cp
- 2 Tc
- 3 Ss
- 4 Cn
- 5 Sr
- 6 Qc
- 7 Gl
- 8 Al
- 9 Sc

Volatile Organic Compounds (GC/MS) by Method 8260D

Analyte	Result	Qualifier	RDL	Dilution	Analysis date / time	Batch
Benzene	4470		100	100	09/25/2022 22:42	WG1931911
Toluene	2060		100	100	09/25/2022 22:42	WG1931911
Ethylbenzene	684		100	100	09/25/2022 22:42	WG1931911
Total Xylenes	3390		300	100	09/25/2022 22:42	WG1931911
Methyl tert-butyl ether	134		100	100	09/25/2022 22:42	WG1931911
Naphthalene	ND		500	100	09/25/2022 22:42	WG1931911
1,2-Dichloroethane	ND		100	100	09/25/2022 22:42	WG1931911
(S) Toluene-d8	108		80.0-120		09/25/2022 22:42	WG1931911
(S) 4-Bromofluorobenzene	99.8		77.0-126		09/25/2022 22:42	WG1931911
(S) 1,2-Dichloroethane-d4	107		70.0-130		09/25/2022 22:42	WG1931911

- 1 Cp
- 2 Tc
- 3 Ss
- 4 Cn
- 5 Sr
- 6 Qc
- 7 Gl
- 8 Al
- 9 Sc

Volatile Organic Compounds (GC/MS) by Method 8260D

Analyte	Result	Qualifier	RDL	Dilution	Analysis date / time	Batch
Benzene	ND		1.00	1	09/25/2022 20:50	WG1931911
Toluene	ND		1.00	1	09/25/2022 20:50	WG1931911
Ethylbenzene	ND		1.00	1	09/25/2022 20:50	WG1931911
Total Xylenes	ND		3.00	1	09/25/2022 20:50	WG1931911
Methyl tert-butyl ether	1.14		1.00	1	09/25/2022 20:50	WG1931911
Naphthalene	ND		5.00	1	09/25/2022 20:50	WG1931911
1,2-Dichloroethane	ND		1.00	1	09/25/2022 20:50	WG1931911
(S) Toluene-d8	107		80.0-120		09/25/2022 20:50	WG1931911
(S) 4-Bromofluorobenzene	101		77.0-126		09/25/2022 20:50	WG1931911
(S) 1,2-Dichloroethane-d4	113		70.0-130		09/25/2022 20:50	WG1931911

- 1 Cp
- 2 Tc
- 3 Ss
- 4 Cn
- 5 Sr
- 6 Qc
- 7 Gl
- 8 Al
- 9 Sc

Volatile Organic Compounds (GC/MS) by Method 8260D

Analyte	Result	Qualifier	RDL	Dilution	Analysis date / time	Batch
Benzene	619		50.0	50	09/25/2022 23:01	WG1931911
Toluene	ND		50.0	50	09/25/2022 23:01	WG1931911
Ethylbenzene	ND		50.0	50	09/25/2022 23:01	WG1931911
Total Xylenes	ND		150	50	09/25/2022 23:01	WG1931911
Methyl tert-butyl ether	ND		50.0	50	09/25/2022 23:01	WG1931911
Naphthalene	ND		250	50	09/25/2022 23:01	WG1931911
1,2-Dichloroethane	ND		50.0	50	09/25/2022 23:01	WG1931911
(S) Toluene-d8	108		80.0-120		09/25/2022 23:01	WG1931911
(S) 4-Bromofluorobenzene	97.1		77.0-126		09/25/2022 23:01	WG1931911
(S) 1,2-Dichloroethane-d4	111		70.0-130		09/25/2022 23:01	WG1931911

- 1 Cp
- 2 Tc
- 3 Ss
- 4 Cn
- 5 Sr
- 6 Qc
- 7 Gl
- 8 Al
- 9 Sc

Volatile Organic Compounds (GC/MS) by Method 8260D

Analyte	Result	Qualifier	RDL	Dilution	Analysis date / time	Batch
Benzene	750		20.0	20	09/25/2022 23:20	WG1931911
Toluene	41.0		20.0	20	09/25/2022 23:20	WG1931911
Ethylbenzene	35.8		20.0	20	09/25/2022 23:20	WG1931911
Total Xylenes	88.6		60.0	20	09/25/2022 23:20	WG1931911
Methyl tert-butyl ether	ND		20.0	20	09/25/2022 23:20	WG1931911
Naphthalene	ND		100	20	09/25/2022 23:20	WG1931911
1,2-Dichloroethane	ND		20.0	20	09/25/2022 23:20	WG1931911
(S) Toluene-d8	106		80.0-120		09/25/2022 23:20	WG1931911
(S) 4-Bromofluorobenzene	101		77.0-126		09/25/2022 23:20	WG1931911
(S) 1,2-Dichloroethane-d4	112		70.0-130		09/25/2022 23:20	WG1931911

- 1 Cp
- 2 Tc
- 3 Ss
- 4 Cn
- 5 Sr
- 6 Qc
- 7 Gl
- 8 Al
- 9 Sc

Volatile Organic Compounds (GC/MS) by Method 8260D

Analyte	Result	Qualifier	RDL	Dilution	Analysis date / time	Batch
Benzene	ND		1.00	1	09/25/2022 21:09	WG1931911
Toluene	ND		1.00	1	09/25/2022 21:09	WG1931911
Ethylbenzene	ND		1.00	1	09/25/2022 21:09	WG1931911
Total Xylenes	ND		3.00	1	09/25/2022 21:09	WG1931911
Methyl tert-butyl ether	ND		1.00	1	09/25/2022 21:09	WG1931911
Naphthalene	ND		5.00	1	09/25/2022 21:09	WG1931911
1,2-Dichloroethane	ND		1.00	1	09/25/2022 21:09	WG1931911
(S) Toluene-d8	110		80.0-120		09/25/2022 21:09	WG1931911
(S) 4-Bromofluorobenzene	102		77.0-126		09/25/2022 21:09	WG1931911
(S) 1,2-Dichloroethane-d4	112		70.0-130		09/25/2022 21:09	WG1931911

- 1 Cp
- 2 Tc
- 3 Ss
- 4 Cn
- 5 Sr
- 6 Qc
- 7 Gl
- 8 Al
- 9 Sc

Volatile Organic Compounds (GC/MS) by Method 8260D

Analyte	Result	Qualifier	RDL	Dilution	Analysis date / time	Batch
Benzene	ND		1.00	1	09/25/2022 21:27	WG1931911
Toluene	ND		1.00	1	09/25/2022 21:27	WG1931911
Ethylbenzene	ND		1.00	1	09/25/2022 21:27	WG1931911
Total Xylenes	ND		3.00	1	09/25/2022 21:27	WG1931911
Methyl tert-butyl ether	ND		1.00	1	09/25/2022 21:27	WG1931911
Naphthalene	ND		5.00	1	09/25/2022 21:27	WG1931911
1,2-Dichloroethane	ND		1.00	1	09/25/2022 21:27	WG1931911
(S) Toluene-d8	106		80.0-120		09/25/2022 21:27	WG1931911
(S) 4-Bromofluorobenzene	101		77.0-126		09/25/2022 21:27	WG1931911
(S) 1,2-Dichloroethane-d4	111		70.0-130		09/25/2022 21:27	WG1931911

1 Cp

2 Tc

3 Ss

4 Cn

5 Sr

6 Qc

7 Gl

8 Al

9 Sc

Volatile Organic Compounds (GC/MS) by Method 8260D

Analyte	Result	Qualifier	RDL	Dilution	Analysis date / time	Batch
Benzene	ND		1.00	1	09/25/2022 21:46	WG1931911
Toluene	ND		1.00	1	09/25/2022 21:46	WG1931911
Ethylbenzene	ND		1.00	1	09/25/2022 21:46	WG1931911
Total Xylenes	ND		3.00	1	09/25/2022 21:46	WG1931911
Methyl tert-butyl ether	4.57		1.00	1	09/25/2022 21:46	WG1931911
Naphthalene	ND		5.00	1	09/25/2022 21:46	WG1931911
1,2-Dichloroethane	ND		1.00	1	09/25/2022 21:46	WG1931911
(S) Toluene-d8	112		80.0-120		09/25/2022 21:46	WG1931911
(S) 4-Bromofluorobenzene	102		77.0-126		09/25/2022 21:46	WG1931911
(S) 1,2-Dichloroethane-d4	110		70.0-130		09/25/2022 21:46	WG1931911

- 1 Cp
- 2 Tc
- 3 Ss
- 4 Cn
- 5 Sr
- 6 Qc
- 7 Gl
- 8 Al
- 9 Sc

Volatile Organic Compounds (GC/MS) by Method 8260D

Analyte	Result	Qualifier	RDL	Dilution	Analysis date / time	Batch
Benzene	ND		1.00	1	09/25/2022 22:05	WG1931911
Toluene	ND		1.00	1	09/25/2022 22:05	WG1931911
Ethylbenzene	ND		1.00	1	09/25/2022 22:05	WG1931911
Total Xylenes	ND		3.00	1	09/25/2022 22:05	WG1931911
Methyl tert-butyl ether	10.5		1.00	1	09/25/2022 22:05	WG1931911
Naphthalene	ND		5.00	1	09/25/2022 22:05	WG1931911
1,2-Dichloroethane	ND		1.00	1	09/25/2022 22:05	WG1931911
(S) Toluene-d8	110		80.0-120		09/25/2022 22:05	WG1931911
(S) 4-Bromofluorobenzene	100		77.0-126		09/25/2022 22:05	WG1931911
(S) 1,2-Dichloroethane-d4	106		70.0-130		09/25/2022 22:05	WG1931911

- 1 Cp
- 2 Tc
- 3 Ss
- 4 Cn
- 5 Sr
- 6 Qc
- 7 Gl
- 8 Al
- 9 Sc

Volatile Organic Compounds (GC/MS) by Method 8260D

Analyte	Result	Qualifier	RDL	Dilution	Analysis date / time	Batch
Benzene	84.8		5.00	5	09/29/2022 13:17	WG1934302
Toluene	ND		1.00	1	09/25/2022 04:58	WG1931916
Ethylbenzene	ND		1.00	1	09/25/2022 04:58	WG1931916
Total Xylenes	5.74		3.00	1	09/25/2022 04:58	WG1931916
Methyl tert-butyl ether	71.3	C3	5.00	5	09/29/2022 13:17	WG1934302
Naphthalene	ND		5.00	1	09/25/2022 04:58	WG1931916
1,2-Dichloroethane	ND		1.00	1	09/25/2022 04:58	WG1931916
(S) Toluene-d8	101		80.0-120		09/25/2022 04:58	WG1931916
(S) Toluene-d8	109		80.0-120		09/29/2022 13:17	WG1934302
(S) 4-Bromofluorobenzene	106		77.0-126		09/25/2022 04:58	WG1931916
(S) 4-Bromofluorobenzene	95.8		77.0-126		09/29/2022 13:17	WG1934302
(S) 1,2-Dichloroethane-d4	93.4		70.0-130		09/25/2022 04:58	WG1931916
(S) 1,2-Dichloroethane-d4	88.8		70.0-130		09/29/2022 13:17	WG1934302

1 Cp

2 Tc

3 Ss

4 Cn

5 Sr

6 Qc

7 Gl

8 Al

9 Sc

Volatile Organic Compounds (GC/MS) by Method 8260D

Analyte	Result	Qualifier	RDL	Dilution	Analysis date / time	Batch
Benzene	ND		1.00	1	09/26/2022 14:51	WG1932374
Toluene	ND		1.00	1	09/26/2022 14:51	WG1932374
Ethylbenzene	ND		1.00	1	09/26/2022 14:51	WG1932374
Total Xylenes	ND		3.00	1	09/26/2022 14:51	WG1932374
Methyl tert-butyl ether	5.02		1.00	1	09/26/2022 14:51	WG1932374
Naphthalene	ND		5.00	1	09/26/2022 14:51	WG1932374
1,2-Dichloroethane	ND		1.00	1	09/26/2022 14:51	WG1932374
(S) Toluene-d8	107		80.0-120		09/26/2022 14:51	WG1932374
(S) 4-Bromofluorobenzene	105		77.0-126		09/26/2022 14:51	WG1932374
(S) 1,2-Dichloroethane-d4	103		70.0-130		09/26/2022 14:51	WG1932374

- 1 Cp
- 2 Tc
- 3 Ss
- 4 Cn
- 5 Sr
- 6 Qc
- 7 Gl
- 8 Al
- 9 Sc

Volatile Organic Compounds (GC/MS) by Method 8260D

Analyte	Result	Qualifier	RDL	Dilution	Analysis date / time	Batch
Benzene	ND		1.00	1	09/29/2022 12:36	WG1934302
Toluene	ND		1.00	1	09/25/2022 05:19	WG1931916
Ethylbenzene	ND		1.00	1	09/25/2022 05:19	WG1931916
Total Xylenes	ND		3.00	1	09/25/2022 05:19	WG1931916
Methyl tert-butyl ether	ND		1.00	1	09/25/2022 05:19	WG1931916
Naphthalene	ND		5.00	1	09/25/2022 05:19	WG1931916
1,2-Dichloroethane	ND		1.00	1	09/25/2022 05:19	WG1931916
(S) Toluene-d8	97.5		80.0-120		09/25/2022 05:19	WG1931916
(S) Toluene-d8	110		80.0-120		09/29/2022 12:36	WG1934302
(S) 4-Bromofluorobenzene	114		77.0-126		09/25/2022 05:19	WG1931916
(S) 4-Bromofluorobenzene	98.9		77.0-126		09/29/2022 12:36	WG1934302
(S) 1,2-Dichloroethane-d4	99.5		70.0-130		09/25/2022 05:19	WG1931916
(S) 1,2-Dichloroethane-d4	88.1		70.0-130		09/29/2022 12:36	WG1934302

1 Cp

2 Tc

3 Ss

4 Cn

5 Sr

6 Qc

7 Gl

8 Al

9 Sc

Volatile Organic Compounds (GC/MS) by Method 8260D

Analyte	Result	Qualifier	RDL	Dilution	Analysis date / time	Batch
Benzene	1360		250	250	09/26/2022 06:22	WG1932253
Toluene	2900		250	250	09/26/2022 06:22	WG1932253
Ethylbenzene	1560		250	250	09/26/2022 06:22	WG1932253
Total Xylenes	7700		750	250	09/26/2022 06:22	WG1932253
Methyl tert-butyl ether	ND		250	250	09/26/2022 06:22	WG1932253
Naphthalene	ND		1250	250	09/26/2022 06:22	WG1932253
1,2-Dichloroethane	ND		250	250	09/26/2022 06:22	WG1932253
(S) Toluene-d8	105		80.0-120		09/26/2022 06:22	WG1932253
(S) 4-Bromofluorobenzene	105		77.0-126		09/26/2022 06:22	WG1932253
(S) 1,2-Dichloroethane-d4	103		70.0-130		09/26/2022 06:22	WG1932253

- 1 Cp
- 2 Tc
- 3 Ss
- 4 Cn
- 5 Sr
- 6 Qc
- 7 Gl
- 8 Al
- 9 Sc

Volatile Organic Compounds (GC/MS) by Method 8260D

Analyte	Result	Qualifier	RDL	Dilution	Analysis date / time	Batch
Benzene	ND		1.00	1	09/25/2022 05:40	WG1931916
Toluene	ND		1.00	1	09/25/2022 05:40	WG1931916
Ethylbenzene	ND		1.00	1	09/25/2022 05:40	WG1931916
Total Xylenes	ND		3.00	1	09/25/2022 05:40	WG1931916
Methyl tert-butyl ether	3.43		1.00	1	09/25/2022 05:40	WG1931916
Naphthalene	ND		5.00	1	09/25/2022 05:40	WG1931916
1,2-Dichloroethane	ND		1.00	1	09/25/2022 05:40	WG1931916
(S) Toluene-d8	95.9		80.0-120		09/25/2022 05:40	WG1931916
(S) 4-Bromofluorobenzene	106		77.0-126		09/25/2022 05:40	WG1931916
(S) 1,2-Dichloroethane-d4	102		70.0-130		09/25/2022 05:40	WG1931916

- 1 Cp
- 2 Tc
- 3 Ss
- 4 Cn
- 5 Sr
- 6 Qc
- 7 Gl
- 8 Al
- 9 Sc

Volatile Organic Compounds (GC/MS) by Method 8260D

Analyte	Result	Qualifier	RDL	Dilution	Analysis date / time	Batch
Benzene	51.0		1.00	1	09/25/2022 06:00	WG1931916
Toluene	ND		1.00	1	09/25/2022 06:00	WG1931916
Ethylbenzene	ND		1.00	1	09/25/2022 06:00	WG1931916
Total Xylenes	ND		3.00	1	09/25/2022 06:00	WG1931916
Methyl tert-butyl ether	23.2		1.00	1	09/25/2022 06:00	WG1931916
Naphthalene	ND		5.00	1	09/25/2022 06:00	WG1931916
1,2-Dichloroethane	ND		1.00	1	09/25/2022 06:00	WG1931916
(S) Toluene-d8	99.6		80.0-120		09/25/2022 06:00	WG1931916
(S) 4-Bromofluorobenzene	109		77.0-126		09/25/2022 06:00	WG1931916
(S) 1,2-Dichloroethane-d4	97.8		70.0-130		09/25/2022 06:00	WG1931916

- 1 Cp
- 2 Tc
- 3 Ss
- 4 Cn
- 5 Sr
- 6 Qc
- 7 Gl
- 8 Al
- 9 Sc

Volatile Organic Compounds (GC/MS) by Method 8260D

Analyte	Result	Qualifier	RDL	Dilution	Analysis date / time	Batch
Benzene	ND		1.00	1	09/25/2022 06:22	WG1931916
Toluene	ND		1.00	1	09/25/2022 06:22	WG1931916
Ethylbenzene	ND		1.00	1	09/25/2022 06:22	WG1931916
Total Xylenes	ND		3.00	1	09/25/2022 06:22	WG1931916
Methyl tert-butyl ether	6.75		1.00	1	09/25/2022 06:22	WG1931916
Naphthalene	ND		5.00	1	09/25/2022 06:22	WG1931916
1,2-Dichloroethane	ND		1.00	1	09/25/2022 06:22	WG1931916
(S) Toluene-d8	95.7		80.0-120		09/25/2022 06:22	WG1931916
(S) 4-Bromofluorobenzene	104		77.0-126		09/25/2022 06:22	WG1931916
(S) 1,2-Dichloroethane-d4	99.7		70.0-130		09/25/2022 06:22	WG1931916

- 1 Cp
- 2 Tc
- 3 Ss
- 4 Cn
- 5 Sr
- 6 Qc
- 7 Gl
- 8 Al
- 9 Sc

Volatile Organic Compounds (GC/MS) by Method 8260D

Analyte	Result	Qualifier	RDL	Dilution	Analysis date / time	Batch
Benzene	ND		1.00	1	09/26/2022 02:13	WG1932253
Toluene	ND		1.00	1	09/26/2022 02:13	WG1932253
Ethylbenzene	ND		1.00	1	09/26/2022 02:13	WG1932253
Total Xylenes	ND		3.00	1	09/26/2022 02:13	WG1932253
Methyl tert-butyl ether	ND		1.00	1	09/26/2022 02:13	WG1932253
Naphthalene	ND		5.00	1	09/26/2022 02:13	WG1932253
1,2-Dichloroethane	ND		1.00	1	09/26/2022 02:13	WG1932253
(S) Toluene-d8	105		80.0-120		09/26/2022 02:13	WG1932253
(S) 4-Bromofluorobenzene	102		77.0-126		09/26/2022 02:13	WG1932253
(S) 1,2-Dichloroethane-d4	101		70.0-130		09/26/2022 02:13	WG1932253

- 1 Cp
- 2 Tc
- 3 Ss
- 4 Cn
- 5 Sr
- 6 Qc
- 7 Gl
- 8 Al
- 9 Sc

Volatile Organic Compounds (GC/MS) by Method 8260D

Analyte	Result	Qualifier	RDL	Dilution	Analysis date / time	Batch
Benzene	ND		1.00	1	09/26/2022 02:33	WG1932253
Toluene	ND		1.00	1	09/26/2022 02:33	WG1932253
Ethylbenzene	ND		1.00	1	09/26/2022 02:33	WG1932253
Total Xylenes	ND		3.00	1	09/26/2022 02:33	WG1932253
Methyl tert-butyl ether	ND		1.00	1	09/26/2022 02:33	WG1932253
Naphthalene	ND		5.00	1	09/26/2022 02:33	WG1932253
1,2-Dichloroethane	ND		1.00	1	09/26/2022 02:33	WG1932253
(S) Toluene-d8	106		80.0-120		09/26/2022 02:33	WG1932253
(S) 4-Bromofluorobenzene	101		77.0-126		09/26/2022 02:33	WG1932253
(S) 1,2-Dichloroethane-d4	102		70.0-130		09/26/2022 02:33	WG1932253

- 1 Cp
- 2 Tc
- 3 Ss
- 4 Cn
- 5 Sr
- 6 Qc
- 7 Gl
- 8 Al
- 9 Sc

Volatile Organic Compounds (GC/MS) by Method 8260D

Analyte	Result	Qualifier	RDL	Dilution	Analysis date / time	Batch
Benzene	ND		1.00	1	09/26/2022 02:54	WG1932253
Toluene	ND		1.00	1	09/26/2022 02:54	WG1932253
Ethylbenzene	ND		1.00	1	09/26/2022 02:54	WG1932253
Total Xylenes	ND		3.00	1	09/26/2022 02:54	WG1932253
Methyl tert-butyl ether	ND		1.00	1	09/26/2022 02:54	WG1932253
Naphthalene	ND		5.00	1	09/26/2022 02:54	WG1932253
1,2-Dichloroethane	ND		1.00	1	09/26/2022 02:54	WG1932253
(S) Toluene-d8	106		80.0-120		09/26/2022 02:54	WG1932253
(S) 4-Bromofluorobenzene	101		77.0-126		09/26/2022 02:54	WG1932253
(S) 1,2-Dichloroethane-d4	97.0		70.0-130		09/26/2022 02:54	WG1932253

- 1 Cp
- 2 Tc
- 3 Ss
- 4 Cn
- 5 Sr
- 6 Qc
- 7 Gl
- 8 Al
- 9 Sc

Volatile Organic Compounds (GC/MS) by Method 8260D

Analyte	Result	Qualifier	RDL	Dilution	Analysis date / time	Batch
Benzene	ND		1.00	1	09/26/2022 03:15	WG1932253
Toluene	ND		1.00	1	09/26/2022 03:15	WG1932253
Ethylbenzene	ND		1.00	1	09/26/2022 03:15	WG1932253
Total Xylenes	ND		3.00	1	09/26/2022 03:15	WG1932253
Methyl tert-butyl ether	1.14		1.00	1	09/26/2022 03:15	WG1932253
Naphthalene	ND		5.00	1	09/26/2022 03:15	WG1932253
1,2-Dichloroethane	ND		1.00	1	09/26/2022 03:15	WG1932253
(S) Toluene-d8	106		80.0-120		09/26/2022 03:15	WG1932253
(S) 4-Bromofluorobenzene	102		77.0-126		09/26/2022 03:15	WG1932253
(S) 1,2-Dichloroethane-d4	98.4		70.0-130		09/26/2022 03:15	WG1932253

- 1 Cp
- 2 Tc
- 3 Ss
- 4 Cn
- 5 Sr
- 6 Qc
- 7 Gl
- 8 Al
- 9 Sc

Volatile Organic Compounds (GC/MS) by Method 8260D

Analyte	Result	Qualifier	RDL	Dilution	Analysis date / time	Batch
Benzene	ND		1.00	1	09/26/2022 03:36	WG1932253
Toluene	ND		1.00	1	09/26/2022 03:36	WG1932253
Ethylbenzene	ND		1.00	1	09/26/2022 03:36	WG1932253
Total Xylenes	ND		3.00	1	09/26/2022 03:36	WG1932253
Methyl tert-butyl ether	1.23		1.00	1	09/26/2022 03:36	WG1932253
Naphthalene	ND		5.00	1	09/26/2022 03:36	WG1932253
1,2-Dichloroethane	ND		1.00	1	09/26/2022 03:36	WG1932253
(S) Toluene-d8	109		80.0-120		09/26/2022 03:36	WG1932253
(S) 4-Bromofluorobenzene	106		77.0-126		09/26/2022 03:36	WG1932253
(S) 1,2-Dichloroethane-d4	99.4		70.0-130		09/26/2022 03:36	WG1932253

1 Cp

2 Tc

3 Ss

4 Cn

5 Sr

6 Qc

7 Gl

8 Al

9 Sc

Volatile Organic Compounds (GC/MS) by Method 8260D

Analyte	Result	Qualifier	RDL	Dilution	Analysis date / time	Batch
Benzene	ND		1.00	1	09/26/2022 03:57	WG1932253
Toluene	ND		1.00	1	09/26/2022 03:57	WG1932253
Ethylbenzene	ND		1.00	1	09/26/2022 03:57	WG1932253
Total Xylenes	ND		3.00	1	09/26/2022 03:57	WG1932253
Methyl tert-butyl ether	ND		1.00	1	09/26/2022 03:57	WG1932253
Naphthalene	ND		5.00	1	09/26/2022 03:57	WG1932253
1,2-Dichloroethane	ND		1.00	1	09/26/2022 03:57	WG1932253
(S) Toluene-d8	103		80.0-120		09/26/2022 03:57	WG1932253
(S) 4-Bromofluorobenzene	99.6		77.0-126		09/26/2022 03:57	WG1932253
(S) 1,2-Dichloroethane-d4	98.3		70.0-130		09/26/2022 03:57	WG1932253

- 1 Cp
- 2 Tc
- 3 Ss
- 4 Cn
- 5 Sr
- 6 Qc
- 7 Gl
- 8 Al
- 9 Sc

Volatile Organic Compounds (GC/MS) by Method 8260D

Analyte	Result	Qualifier	RDL	Dilution	Analysis date / time	Batch
Benzene	44.7		25.0	25	09/26/2022 06:43	WG1932253
Toluene	700		25.0	25	09/26/2022 06:43	WG1932253
Ethylbenzene	ND		25.0	25	09/26/2022 06:43	WG1932253
Total Xylenes	ND		75.0	25	09/26/2022 06:43	WG1932253
Methyl tert-butyl ether	74.1		25.0	25	09/26/2022 06:43	WG1932253
Naphthalene	ND		125	25	09/26/2022 06:43	WG1932253
1,2-Dichloroethane	ND		25.0	25	09/26/2022 06:43	WG1932253
(S) Toluene-d8	109		80.0-120		09/26/2022 06:43	WG1932253
(S) 4-Bromofluorobenzene	106		77.0-126		09/26/2022 06:43	WG1932253
(S) 1,2-Dichloroethane-d4	102		70.0-130		09/26/2022 06:43	WG1932253

1 Cp

2 Tc

3 Ss

4 Cn

5 Sr

6 Qc

7 Gl

8 Al

9 Sc

Volatile Organic Compounds (GC/MS) by Method 8260D

Analyte	Result	Qualifier	RDL	Dilution	Analysis date / time	Batch
Benzene	ND		1.00	1	09/26/2022 04:17	WG1932253
Toluene	ND		1.00	1	09/26/2022 04:17	WG1932253
Ethylbenzene	ND		1.00	1	09/26/2022 04:17	WG1932253
Total Xylenes	ND		3.00	1	09/26/2022 04:17	WG1932253
Methyl tert-butyl ether	ND		1.00	1	09/26/2022 04:17	WG1932253
Naphthalene	ND		5.00	1	09/26/2022 04:17	WG1932253
1,2-Dichloroethane	ND		1.00	1	09/26/2022 04:17	WG1932253
(S) Toluene-d8	106		80.0-120		09/26/2022 04:17	WG1932253
(S) 4-Bromofluorobenzene	99.1		77.0-126		09/26/2022 04:17	WG1932253
(S) 1,2-Dichloroethane-d4	99.6		70.0-130		09/26/2022 04:17	WG1932253

- 1 Cp
- 2 Tc
- 3 Ss
- 4 Cn
- 5 Sr
- 6 Qc
- 7 Gl
- 8 Al
- 9 Sc

Volatile Organic Compounds (GC/MS) by Method 8260D

Analyte	Result	Qualifier	RDL	Dilution	Analysis date / time	Batch
Benzene	67.1		1.00	1	09/26/2022 04:38	WG1932253
Toluene	361		5.00	5	09/26/2022 15:33	WG1932374
Ethylbenzene	27.2		1.00	1	09/26/2022 04:38	WG1932253
Total Xylenes	230		3.00	1	09/26/2022 04:38	WG1932253
Methyl tert-butyl ether	8.32		1.00	1	09/26/2022 04:38	WG1932253
Naphthalene	38.6		5.00	1	09/26/2022 04:38	WG1932253
1,2-Dichloroethane	ND		1.00	1	09/26/2022 04:38	WG1932253
(S) Toluene-d8	106		80.0-120		09/26/2022 04:38	WG1932253
(S) Toluene-d8	104		80.0-120		09/26/2022 15:33	WG1932374
(S) 4-Bromofluorobenzene	105		77.0-126		09/26/2022 04:38	WG1932253
(S) 4-Bromofluorobenzene	104		77.0-126		09/26/2022 15:33	WG1932374
(S) 1,2-Dichloroethane-d4	96.9		70.0-130		09/26/2022 04:38	WG1932253
(S) 1,2-Dichloroethane-d4	100		70.0-130		09/26/2022 15:33	WG1932374

1 Cp

2 Tc

3 Ss

4 Cn

5 Sr

6 Qc

7 Gl

8 Al

9 Sc

Volatile Organic Compounds (GC/MS) by Method 8260D

Analyte	Result	Qualifier	RDL	Dilution	Analysis date / time	Batch
Benzene	ND		1.00	1	09/26/2022 04:59	WG1932253
Toluene	4.49		1.00	1	09/26/2022 15:12	WG1932374
Ethylbenzene	ND		1.00	1	09/26/2022 04:59	WG1932253
Total Xylenes	ND		3.00	1	09/26/2022 04:59	WG1932253
Methyl tert-butyl ether	ND		1.00	1	09/26/2022 04:59	WG1932253
Naphthalene	ND		5.00	1	09/26/2022 04:59	WG1932253
1,2-Dichloroethane	ND		1.00	1	09/26/2022 04:59	WG1932253
(S) Toluene-d8	105		80.0-120		09/26/2022 04:59	WG1932253
(S) Toluene-d8	106		80.0-120		09/26/2022 15:12	WG1932374
(S) 4-Bromofluorobenzene	104		77.0-126		09/26/2022 04:59	WG1932253
(S) 4-Bromofluorobenzene	106		77.0-126		09/26/2022 15:12	WG1932374
(S) 1,2-Dichloroethane-d4	99.4		70.0-130		09/26/2022 04:59	WG1932253
(S) 1,2-Dichloroethane-d4	100		70.0-130		09/26/2022 15:12	WG1932374

1 Cp

2 Tc

3 Ss

4 Cn

5 Sr

6 Qc

7 Gl

8 Al

9 Sc

Volatile Organic Compounds (GC/MS) by Method 8260D

Analyte	Result	Qualifier	RDL	Dilution	Analysis date / time	Batch
Benzene	ND		1.00	1	09/26/2022 05:20	WG1932253
Toluene	ND		1.00	1	09/26/2022 05:20	WG1932253
Ethylbenzene	ND		1.00	1	09/26/2022 05:20	WG1932253
Total Xylenes	ND		3.00	1	09/26/2022 05:20	WG1932253
Methyl tert-butyl ether	ND		1.00	1	09/26/2022 05:20	WG1932253
Naphthalene	ND		5.00	1	09/26/2022 05:20	WG1932253
1,2-Dichloroethane	ND		1.00	1	09/26/2022 05:20	WG1932253
(S) Toluene-d8	108		80.0-120		09/26/2022 05:20	WG1932253
(S) 4-Bromofluorobenzene	102		77.0-126		09/26/2022 05:20	WG1932253
(S) 1,2-Dichloroethane-d4	101		70.0-130		09/26/2022 05:20	WG1932253

1 Cp

2 Tc

3 Ss

4 Cn

5 Sr

6 Qc

7 Gl

8 Al

9 Sc

Volatile Organic Compounds (GC/MS) by Method 8260D

Analyte	Result	Qualifier	RDL	Dilution	Analysis date / time	Batch
Benzene	ND		1.00	1	09/26/2022 05:41	WG1932253
Toluene	ND		1.00	1	09/26/2022 05:41	WG1932253
Ethylbenzene	ND		1.00	1	09/26/2022 05:41	WG1932253
Total Xylenes	ND		3.00	1	09/26/2022 05:41	WG1932253
Methyl tert-butyl ether	ND		1.00	1	09/26/2022 05:41	WG1932253
Naphthalene	ND		5.00	1	09/26/2022 05:41	WG1932253
1,2-Dichloroethane	ND		1.00	1	09/26/2022 05:41	WG1932253
(S) Toluene-d8	107		80.0-120		09/26/2022 05:41	WG1932253
(S) 4-Bromofluorobenzene	101		77.0-126		09/26/2022 05:41	WG1932253
(S) 1,2-Dichloroethane-d4	101		70.0-130		09/26/2022 05:41	WG1932253

- 1 Cp
- 2 Tc
- 3 Ss
- 4 Cn
- 5 Sr
- 6 Qc
- 7 Gl
- 8 Al
- 9 Sc

Volatile Organic Compounds (GC/MS) by Method 8260D

Analyte	Result	Qualifier	RDL	Dilution	Analysis date / time	Batch
Benzene	ND		1.00	1	09/26/2022 11:43	WG1932523
Toluene	ND		1.00	1	09/26/2022 11:43	WG1932523
Ethylbenzene	ND		1.00	1	09/26/2022 11:43	WG1932523
Total Xylenes	ND		3.00	1	09/26/2022 11:43	WG1932523
Methyl tert-butyl ether	ND		1.00	1	09/26/2022 11:43	WG1932523
Naphthalene	ND		5.00	1	09/26/2022 11:43	WG1932523
1,2-Dichloroethane	ND		1.00	1	09/26/2022 11:43	WG1932523
(S) Toluene-d8	105		80.0-120		09/26/2022 11:43	WG1932523
(S) 4-Bromofluorobenzene	104		77.0-126		09/26/2022 11:43	WG1932523
(S) 1,2-Dichloroethane-d4	97.4		70.0-130		09/26/2022 11:43	WG1932523

- 1 Cp
- 2 Tc
- 3 Ss
- 4 Cn
- 5 Sr
- 6 Qc
- 7 Gl
- 8 Al
- 9 Sc

Volatile Organic Compounds (GC/MS) by Method 8260D

Analyte	Result	Qualifier	RDL	Dilution	Analysis date / time	Batch
Benzene	ND		1.00	1	09/26/2022 12:03	WG1932523
Toluene	1.59		1.00	1	09/26/2022 12:03	WG1932523
Ethylbenzene	ND		1.00	1	09/26/2022 12:03	WG1932523
Total Xylenes	7.28		3.00	1	09/26/2022 12:03	WG1932523
Methyl tert-butyl ether	ND		1.00	1	09/26/2022 12:03	WG1932523
Naphthalene	ND		5.00	1	09/26/2022 12:03	WG1932523
1,2-Dichloroethane	ND		1.00	1	09/26/2022 12:03	WG1932523
(S) Toluene-d8	102		80.0-120		09/26/2022 12:03	WG1932523
(S) 4-Bromofluorobenzene	102		77.0-126		09/26/2022 12:03	WG1932523
(S) 1,2-Dichloroethane-d4	99.4		70.0-130		09/26/2022 12:03	WG1932523

- 1 Cp
- 2 Tc
- 3 Ss
- 4 Cn
- 5 Sr
- 6 Qc
- 7 Gl
- 8 Al
- 9 Sc

Volatile Organic Compounds (GC/MS) by Method 8260D

Analyte	Result	Qualifier	RDL	Dilution	Analysis date / time	Batch
Benzene	ND		1.00	1	09/26/2022 12:25	WG1932523
Toluene	ND		1.00	1	09/26/2022 12:25	WG1932523
Ethylbenzene	ND		1.00	1	09/26/2022 12:25	WG1932523
Total Xylenes	ND		3.00	1	09/26/2022 12:25	WG1932523
Methyl tert-butyl ether	ND		1.00	1	09/26/2022 12:25	WG1932523
Naphthalene	ND		5.00	1	09/26/2022 12:25	WG1932523
1,2-Dichloroethane	ND		1.00	1	09/26/2022 12:25	WG1932523
(S) Toluene-d8	109		80.0-120		09/26/2022 12:25	WG1932523
(S) 4-Bromofluorobenzene	101		77.0-126		09/26/2022 12:25	WG1932523
(S) 1,2-Dichloroethane-d4	100		70.0-130		09/26/2022 12:25	WG1932523

- 1 Cp
- 2 Tc
- 3 Ss
- 4 Cn
- 5 Sr
- 6 Qc
- 7 Gl
- 8 Al
- 9 Sc

Volatile Organic Compounds (GC/MS) by Method 8260D

Analyte	Result	Qualifier	RDL	Dilution	Analysis date / time	Batch
Benzene	ND		1.00	1	09/26/2022 12:46	WG1932523
Toluene	ND		1.00	1	09/26/2022 12:46	WG1932523
Ethylbenzene	ND		1.00	1	09/26/2022 12:46	WG1932523
Total Xylenes	ND		3.00	1	09/26/2022 12:46	WG1932523
Methyl tert-butyl ether	ND		1.00	1	09/26/2022 12:46	WG1932523
Naphthalene	ND		5.00	1	09/26/2022 12:46	WG1932523
1,2-Dichloroethane	ND		1.00	1	09/26/2022 12:46	WG1932523
(S) Toluene-d8	106		80.0-120		09/26/2022 12:46	WG1932523
(S) 4-Bromofluorobenzene	98.5		77.0-126		09/26/2022 12:46	WG1932523
(S) 1,2-Dichloroethane-d4	100		70.0-130		09/26/2022 12:46	WG1932523

- 1 Cp
- 2 Tc
- 3 Ss
- 4 Cn
- 5 Sr
- 6 Qc
- 7 Gl
- 8 Al
- 9 Sc

Volatile Organic Compounds (GC/MS) by Method 8260D

Analyte	Result	Qualifier	RDL	Dilution	Analysis date / time	Batch
Benzene	1.80		1.00	1	09/26/2022 13:06	WG1932523
Toluene	1.11		1.00	1	09/26/2022 13:06	WG1932523
Ethylbenzene	1.84		1.00	1	09/26/2022 13:06	WG1932523
Total Xylenes	ND		3.00	1	09/26/2022 13:06	WG1932523
Methyl tert-butyl ether	ND		1.00	1	09/26/2022 13:06	WG1932523
Naphthalene	26.1		5.00	1	09/26/2022 13:06	WG1932523
1,2-Dichloroethane	ND		1.00	1	09/26/2022 13:06	WG1932523
(S) Toluene-d8	103		80.0-120		09/26/2022 13:06	WG1932523
(S) 4-Bromofluorobenzene	102		77.0-126		09/26/2022 13:06	WG1932523
(S) 1,2-Dichloroethane-d4	101		70.0-130		09/26/2022 13:06	WG1932523

- 1 Cp
- 2 Tc
- 3 Ss
- 4 Cn
- 5 Sr
- 6 Qc
- 7 Gl
- 8 Al
- 9 Sc

Volatile Organic Compounds (GC/MS) by Method 8260D

Analyte	Result	Qualifier	RDL	Dilution	Analysis date / time	Batch
Benzene	1.22		1.00	1	09/26/2022 13:27	WG1932523
Toluene	4.90		1.00	1	09/26/2022 13:27	WG1932523
Ethylbenzene	1.27		1.00	1	09/26/2022 13:27	WG1932523
Total Xylenes	9.80		3.00	1	09/26/2022 13:27	WG1932523
Methyl tert-butyl ether	ND		1.00	1	09/26/2022 13:27	WG1932523
Naphthalene	ND		5.00	1	09/26/2022 13:27	WG1932523
1,2-Dichloroethane	ND		1.00	1	09/26/2022 13:27	WG1932523
(S) Toluene-d8	103		80.0-120		09/26/2022 13:27	WG1932523
(S) 4-Bromofluorobenzene	99.9		77.0-126		09/26/2022 13:27	WG1932523
(S) 1,2-Dichloroethane-d4	100		70.0-130		09/26/2022 13:27	WG1932523

- 1 Cp
- 2 Tc
- 3 Ss
- 4 Cn
- 5 Sr
- 6 Qc
- 7 Gl
- 8 Al
- 9 Sc

Volatile Organic Compounds (GC/MS) by Method 8260D

Analyte	Result	Qualifier	RDL	Dilution	Analysis date / time	Batch
Benzene	5.79		1.00	1	09/26/2022 15:54	WG1932523
Toluene	756		100	100	09/27/2022 15:02	WG1933023
Ethylbenzene	243		100	100	09/27/2022 15:02	WG1933023
Total Xylenes	3470		300	100	09/27/2022 15:02	WG1933023
Methyl tert-butyl ether	ND		1.00	1	09/26/2022 15:54	WG1932523
Naphthalene	99.3		5.00	1	09/26/2022 15:54	WG1932523
1,2-Dichloroethane	ND		1.00	1	09/26/2022 15:54	WG1932523
(S) Toluene-d8	103		80.0-120		09/26/2022 15:54	WG1932523
(S) Toluene-d8	102		80.0-120		09/27/2022 15:02	WG1933023
(S) 4-Bromofluorobenzene	101		77.0-126		09/26/2022 15:54	WG1932523
(S) 4-Bromofluorobenzene	98.9		77.0-126		09/27/2022 15:02	WG1933023
(S) 1,2-Dichloroethane-d4	101		70.0-130		09/26/2022 15:54	WG1932523
(S) 1,2-Dichloroethane-d4	95.6		70.0-130		09/27/2022 15:02	WG1933023

1 Cp

2 Tc

3 Ss

4 Cn

5 Sr

6 Qc

7 Gl

8 Al

9 Sc

Volatile Organic Compounds (GC/MS) by Method 8260D

Analyte	Result	Qualifier	RDL	Dilution	Analysis date / time	Batch
Benzene	ND		1.00	1	09/26/2022 18:20	WG1932523
Toluene	ND		1.00	1	09/26/2022 18:20	WG1932523
Ethylbenzene	ND		1.00	1	09/26/2022 18:20	WG1932523
Total Xylenes	ND		3.00	1	09/26/2022 18:20	WG1932523
Methyl tert-butyl ether	ND		1.00	1	09/26/2022 18:20	WG1932523
Naphthalene	ND		5.00	1	09/26/2022 18:20	WG1932523
1,2-Dichloroethane	ND		1.00	1	09/26/2022 18:20	WG1932523
(S) Toluene-d8	104		80.0-120		09/26/2022 18:20	WG1932523
(S) 4-Bromofluorobenzene	98.9		77.0-126		09/26/2022 18:20	WG1932523
(S) 1,2-Dichloroethane-d4	100		70.0-130		09/26/2022 18:20	WG1932523

- 1 Cp
- 2 Tc
- 3 Ss
- 4 Cn
- 5 Sr
- 6 Qc
- 7 Gl
- 8 Al
- 9 Sc

Volatile Organic Compounds (GC/MS) by Method 8260D

Analyte	Result	Qualifier	RDL	Dilution	Analysis date / time	Batch
Benzene	ND		1.00	1	09/26/2022 18:41	WG1932523
Toluene	ND		1.00	1	09/26/2022 18:41	WG1932523
Ethylbenzene	ND		1.00	1	09/26/2022 18:41	WG1932523
Total Xylenes	ND		3.00	1	09/26/2022 18:41	WG1932523
Methyl tert-butyl ether	ND		1.00	1	09/26/2022 18:41	WG1932523
Naphthalene	ND		5.00	1	09/26/2022 18:41	WG1932523
1,2-Dichloroethane	ND		1.00	1	09/26/2022 18:41	WG1932523
(S) Toluene-d8	106		80.0-120		09/26/2022 18:41	WG1932523
(S) 4-Bromofluorobenzene	98.6		77.0-126		09/26/2022 18:41	WG1932523
(S) 1,2-Dichloroethane-d4	98.5		70.0-130		09/26/2022 18:41	WG1932523

- 1 Cp
- 2 Tc
- 3 Ss
- 4 Cn
- 5 Sr
- 6 Qc
- 7 Gl
- 8 Al
- 9 Sc

Volatile Organic Compounds (GC/MS) by Method 8260D

Analyte	Result	Qualifier	RDL	Dilution	Analysis date / time	Batch
Benzene	33.2		1.00	1	09/26/2022 19:01	WG1932523
Toluene	ND		1.00	1	09/26/2022 19:01	WG1932523
Ethylbenzene	ND		1.00	1	09/26/2022 19:01	WG1932523
Total Xylenes	ND		3.00	1	09/26/2022 19:01	WG1932523
Methyl tert-butyl ether	113		1.00	1	09/26/2022 19:01	WG1932523
Naphthalene	ND		5.00	1	09/26/2022 19:01	WG1932523
1,2-Dichloroethane	ND		1.00	1	09/26/2022 19:01	WG1932523
(S) Toluene-d8	105		80.0-120		09/26/2022 19:01	WG1932523
(S) 4-Bromofluorobenzene	105		77.0-126		09/26/2022 19:01	WG1932523
(S) 1,2-Dichloroethane-d4	105		70.0-130		09/26/2022 19:01	WG1932523

1 Cp

2 Tc

3 Ss

4 Cn

5 Sr

6 Qc

7 Gl

8 Al

9 Sc

Volatile Organic Compounds (GC/MS) by Method 8260D

Analyte	Result	Qualifier	RDL	Dilution	Analysis date / time	Batch
Benzene	538		20.0	20	09/29/2022 23:23	WG1934637
Toluene	3.44		1.00	1	09/28/2022 21:47	WG1933361
Ethylbenzene	2.02		1.00	1	09/28/2022 21:47	WG1933361
Total Xylenes	ND		3.00	1	09/28/2022 21:47	WG1933361
Methyl tert-butyl ether	128		1.00	1	09/28/2022 21:47	WG1933361
Naphthalene	ND	C3	5.00	1	09/28/2022 21:47	WG1933361
1,2-Dichloroethane	ND		1.00	1	09/28/2022 21:47	WG1933361
<i>(S) Toluene-d8</i>	104		80.0-120		09/28/2022 21:47	WG1933361
<i>(S) Toluene-d8</i>	109		80.0-120		09/29/2022 23:23	WG1934637
<i>(S) 4-Bromofluorobenzene</i>	109		77.0-126		09/28/2022 21:47	WG1933361
<i>(S) 4-Bromofluorobenzene</i>	92.6		77.0-126		09/29/2022 23:23	WG1934637
<i>(S) 1,2-Dichloroethane-d4</i>	103		70.0-130		09/28/2022 21:47	WG1933361
<i>(S) 1,2-Dichloroethane-d4</i>	92.6		70.0-130		09/29/2022 23:23	WG1934637

1 Cp

2 Tc

3 Ss

4 Cn

5 Sr

6 Qc

7 Gl

8 Al

9 Sc

Volatile Organic Compounds (GC/MS) by Method 8260D

Analyte	Result	Qualifier	RDL	Dilution	Analysis date / time	Batch
Benzene	ND		1.00	1	09/29/2022 22:00	WG1934637
Toluene	ND		1.00	1	09/28/2022 22:07	WG1933361
Ethylbenzene	ND		1.00	1	09/28/2022 22:07	WG1933361
Total Xylenes	ND		3.00	1	09/28/2022 22:07	WG1933361
Methyl tert-butyl ether	ND		1.00	1	09/28/2022 22:07	WG1933361
Naphthalene	ND	C3	5.00	1	09/28/2022 22:07	WG1933361
1,2-Dichloroethane	ND		1.00	1	09/28/2022 22:07	WG1933361
(S) Toluene-d8	104		80.0-120		09/28/2022 22:07	WG1933361
(S) Toluene-d8	105		80.0-120		09/29/2022 22:00	WG1934637
(S) 4-Bromofluorobenzene	106		77.0-126		09/28/2022 22:07	WG1933361
(S) 4-Bromofluorobenzene	92.6		77.0-126		09/29/2022 22:00	WG1934637
(S) 1,2-Dichloroethane-d4	103		70.0-130		09/28/2022 22:07	WG1933361
(S) 1,2-Dichloroethane-d4	86.8		70.0-130		09/29/2022 22:00	WG1934637

1 Cp

2 Tc

3 Ss

4 Cn

5 Sr

6 Qc

7 Gl

8 Al

9 Sc

Volatile Organic Compounds (GC/MS) by Method 8260D

Analyte	Result	Qualifier	RDL	Dilution	Analysis date / time	Batch
Benzene	ND		1.00	1	09/28/2022 22:28	WG1933361
Toluene	ND		1.00	1	09/28/2022 22:28	WG1933361
Ethylbenzene	ND		1.00	1	09/28/2022 22:28	WG1933361
Total Xylenes	ND		3.00	1	09/28/2022 22:28	WG1933361
Methyl tert-butyl ether	1.73		1.00	1	09/28/2022 22:28	WG1933361
Naphthalene	ND	C3	5.00	1	09/28/2022 22:28	WG1933361
1,2-Dichloroethane	ND		1.00	1	09/28/2022 22:28	WG1933361
<i>(S) Toluene-d8</i>	105		80.0-120		09/28/2022 22:28	WG1933361
<i>(S) 4-Bromofluorobenzene</i>	108		77.0-126		09/28/2022 22:28	WG1933361
<i>(S) 1,2-Dichloroethane-d4</i>	102		70.0-130		09/28/2022 22:28	WG1933361

- 1 Cp
- 2 Tc
- 3 Ss
- 4 Cn
- 5 Sr
- 6 Qc
- 7 Gl
- 8 Al
- 9 Sc

Volatile Organic Compounds (GC/MS) by Method 8260D

Analyte	Result	Qualifier	RDL	Dilution	Analysis date / time	Batch
Benzene	7.30		1.00	1	09/28/2022 22:49	WG1933361
Toluene	ND		1.00	1	09/28/2022 22:49	WG1933361
Ethylbenzene	ND		1.00	1	09/28/2022 22:49	WG1933361
Total Xylenes	3.54		3.00	1	09/28/2022 22:49	WG1933361
Methyl tert-butyl ether	19.4		1.00	1	09/28/2022 22:49	WG1933361
Naphthalene	ND	C3	5.00	1	09/28/2022 22:49	WG1933361
1,2-Dichloroethane	ND		1.00	1	09/28/2022 22:49	WG1933361
<i>(S) Toluene-d8</i>	102		80.0-120		09/28/2022 22:49	WG1933361
<i>(S) 4-Bromofluorobenzene</i>	111		77.0-126		09/28/2022 22:49	WG1933361
<i>(S) 1,2-Dichloroethane-d4</i>	103		70.0-130		09/28/2022 22:49	WG1933361

- 1 Cp
- 2 Tc
- 3 Ss
- 4 Cn
- 5 Sr
- 6 Qc
- 7 Gl
- 8 Al
- 9 Sc

Volatile Organic Compounds (GC/MS) by Method 8260D

Analyte	Result	Qualifier	RDL	Dilution	Analysis date / time	Batch
Benzene	ND		1.00	1	09/28/2022 23:09	WG1933361
Toluene	ND		1.00	1	09/28/2022 23:09	WG1933361
Ethylbenzene	ND		1.00	1	09/28/2022 23:09	WG1933361
Total Xylenes	ND		3.00	1	09/28/2022 23:09	WG1933361
Methyl tert-butyl ether	ND		1.00	1	09/28/2022 23:09	WG1933361
Naphthalene	ND	C3	5.00	1	09/28/2022 23:09	WG1933361
1,2-Dichloroethane	ND		1.00	1	09/28/2022 23:09	WG1933361
(S) Toluene-d8	105		80.0-120		09/28/2022 23:09	WG1933361
(S) 4-Bromofluorobenzene	107		77.0-126		09/28/2022 23:09	WG1933361
(S) 1,2-Dichloroethane-d4	101		70.0-130		09/28/2022 23:09	WG1933361

- 1 Cp
- 2 Tc
- 3 Ss
- 4 Cn
- 5 Sr
- 6 Qc
- 7 Gl
- 8 Al
- 9 Sc

Volatile Organic Compounds (GC/MS) by Method 8260D

Analyte	Result	Qualifier	RDL	Dilution	Analysis date / time	Batch
Benzene	9.55		1.00	1	09/28/2022 23:30	WG1933361
Toluene	ND		1.00	1	09/28/2022 23:30	WG1933361
Ethylbenzene	ND		1.00	1	09/28/2022 23:30	WG1933361
Total Xylenes	ND		3.00	1	09/28/2022 23:30	WG1933361
Methyl tert-butyl ether	2.34		1.00	1	09/28/2022 23:30	WG1933361
Naphthalene	ND	C3	5.00	1	09/28/2022 23:30	WG1933361
1,2-Dichloroethane	ND		1.00	1	09/28/2022 23:30	WG1933361
<i>(S) Toluene-d8</i>	102		80.0-120		09/28/2022 23:30	WG1933361
<i>(S) 4-Bromofluorobenzene</i>	107		77.0-126		09/28/2022 23:30	WG1933361
<i>(S) 1,2-Dichloroethane-d4</i>	102		70.0-130		09/28/2022 23:30	WG1933361

- 1 Cp
- 2 Tc
- 3 Ss
- 4 Cn
- 5 Sr
- 6 Qc
- 7 Gl
- 8 Al
- 9 Sc

Volatile Organic Compounds (GC/MS) by Method 8260D

Analyte	Result	Qualifier	RDL	Dilution	Analysis date / time	Batch
Benzene	ND		1.00	1	09/28/2022 23:51	WG1933361
Toluene	ND		1.00	1	09/28/2022 23:51	WG1933361
Ethylbenzene	ND		1.00	1	09/28/2022 23:51	WG1933361
Total Xylenes	ND		3.00	1	09/28/2022 23:51	WG1933361
Methyl tert-butyl ether	ND		1.00	1	09/28/2022 23:51	WG1933361
Naphthalene	ND	C3	5.00	1	09/28/2022 23:51	WG1933361
1,2-Dichloroethane	ND		1.00	1	09/28/2022 23:51	WG1933361
(S) Toluene-d8	102		80.0-120		09/28/2022 23:51	WG1933361
(S) 4-Bromofluorobenzene	105		77.0-126		09/28/2022 23:51	WG1933361
(S) 1,2-Dichloroethane-d4	101		70.0-130		09/28/2022 23:51	WG1933361

- 1 Cp
- 2 Tc
- 3 Ss
- 4 Cn
- 5 Sr
- 6 Qc
- 7 Gl
- 8 Al
- 9 Sc

Volatile Organic Compounds (GC/MS) by Method 8260D

Analyte	Result	Qualifier	RDL	Dilution	Analysis date / time	Batch
Benzene	ND		1.00	1	09/29/2022 00:11	WG1933361
Toluene	ND		1.00	1	09/29/2022 00:11	WG1933361
Ethylbenzene	ND		1.00	1	09/29/2022 00:11	WG1933361
Total Xylenes	ND		3.00	1	09/29/2022 00:11	WG1933361
Methyl tert-butyl ether	ND		1.00	1	09/29/2022 00:11	WG1933361
Naphthalene	ND	C3	5.00	1	09/29/2022 00:11	WG1933361
1,2-Dichloroethane	ND		1.00	1	09/29/2022 00:11	WG1933361
(S) Toluene-d8	104		80.0-120		09/29/2022 00:11	WG1933361
(S) 4-Bromofluorobenzene	107		77.0-126		09/29/2022 00:11	WG1933361
(S) 1,2-Dichloroethane-d4	104		70.0-130		09/29/2022 00:11	WG1933361

- 1 Cp
- 2 Tc
- 3 Ss
- 4 Cn
- 5 Sr
- 6 Qc
- 7 Gl
- 8 Al
- 9 Sc

Volatile Organic Compounds (GC/MS) by Method 8260D

Analyte	Result	Qualifier	RDL	Dilution	Analysis date / time	Batch
Benzene	ND		1.00	1	09/29/2022 00:32	WG1933361
Toluene	ND		1.00	1	09/29/2022 00:32	WG1933361
Ethylbenzene	ND		1.00	1	09/29/2022 00:32	WG1933361
Total Xylenes	ND		3.00	1	09/29/2022 00:32	WG1933361
Methyl tert-butyl ether	ND		1.00	1	09/29/2022 00:32	WG1933361
Naphthalene	ND	C3	5.00	1	09/29/2022 00:32	WG1933361
1,2-Dichloroethane	ND		1.00	1	09/29/2022 00:32	WG1933361
(S) Toluene-d8	103		80.0-120		09/29/2022 00:32	WG1933361
(S) 4-Bromofluorobenzene	106		77.0-126		09/29/2022 00:32	WG1933361
(S) 1,2-Dichloroethane-d4	106		70.0-130		09/29/2022 00:32	WG1933361

- 1 Cp
- 2 Tc
- 3 Ss
- 4 Cn
- 5 Sr
- 6 Qc
- 7 Gl
- 8 Al
- 9 Sc

Volatile Organic Compounds (GC/MS) by Method 8260D

Analyte	Result	Qualifier	RDL	Dilution	Analysis date / time	Batch
Benzene	ND		1.00	1	09/29/2022 00:52	WG1933361
Toluene	ND		1.00	1	09/29/2022 00:52	WG1933361
Ethylbenzene	ND		1.00	1	09/29/2022 00:52	WG1933361
Total Xylenes	ND		3.00	1	09/29/2022 00:52	WG1933361
Methyl tert-butyl ether	3.32		1.00	1	09/29/2022 00:52	WG1933361
Naphthalene	ND	C3	5.00	1	09/29/2022 00:52	WG1933361
1,2-Dichloroethane	ND		1.00	1	09/29/2022 00:52	WG1933361
<i>(S) Toluene-d8</i>	101		80.0-120		09/29/2022 00:52	WG1933361
<i>(S) 4-Bromofluorobenzene</i>	105		77.0-126		09/29/2022 00:52	WG1933361
<i>(S) 1,2-Dichloroethane-d4</i>	103		70.0-130		09/29/2022 00:52	WG1933361

- 1 Cp
- 2 Tc
- 3 Ss
- 4 Cn
- 5 Sr
- 6 Qc
- 7 Gl
- 8 Al
- 9 Sc

Volatile Organic Compounds (GC/MS) by Method 8260D

Analyte	Result	Qualifier	RDL	Dilution	Analysis date / time	Batch
Benzene	ND		1.00	1	09/29/2022 01:13	WG1933361
Toluene	ND		1.00	1	09/29/2022 01:13	WG1933361
Ethylbenzene	ND		1.00	1	09/29/2022 01:13	WG1933361
Total Xylenes	ND		3.00	1	09/29/2022 01:13	WG1933361
Methyl tert-butyl ether	1.17		1.00	1	09/29/2022 01:13	WG1933361
Naphthalene	ND	C3	5.00	1	09/29/2022 01:13	WG1933361
1,2-Dichloroethane	ND		1.00	1	09/29/2022 01:13	WG1933361
<i>(S) Toluene-d8</i>	103		80.0-120		09/29/2022 01:13	WG1933361
<i>(S) 4-Bromofluorobenzene</i>	103		77.0-126		09/29/2022 01:13	WG1933361
<i>(S) 1,2-Dichloroethane-d4</i>	104		70.0-130		09/29/2022 01:13	WG1933361

- 1 Cp
- 2 Tc
- 3 Ss
- 4 Cn
- 5 Sr
- 6 Qc
- 7 Gl
- 8 Al
- 9 Sc

Volatile Organic Compounds (GC/MS) by Method 8260D

Analyte	Result	Qualifier	RDL	Dilution	Analysis date / time	Batch
Benzene	246		10.0	10	09/29/2022 23:43	WG1934637
Toluene	1.25		1.00	1	09/29/2022 01:34	WG1933361
Ethylbenzene	ND		1.00	1	09/29/2022 01:34	WG1933361
Total Xylenes	7.55		3.00	1	09/29/2022 01:34	WG1933361
Methyl tert-butyl ether	120		1.00	1	09/29/2022 01:34	WG1933361
Naphthalene	ND	C3	5.00	1	09/29/2022 01:34	WG1933361
1,2-Dichloroethane	ND		1.00	1	09/29/2022 01:34	WG1933361
(S) Toluene-d8	103		80.0-120		09/29/2022 01:34	WG1933361
(S) Toluene-d8	112		80.0-120		09/29/2022 23:43	WG1934637
(S) 4-Bromofluorobenzene	109		77.0-126		09/29/2022 01:34	WG1933361
(S) 4-Bromofluorobenzene	97.0		77.0-126		09/29/2022 23:43	WG1934637
(S) 1,2-Dichloroethane-d4	103		70.0-130		09/29/2022 01:34	WG1933361
(S) 1,2-Dichloroethane-d4	89.4		70.0-130		09/29/2022 23:43	WG1934637

- 1 Cp
- 2 Tc
- 3 Ss
- 4 Cn
- 5 Sr
- 6 Qc
- 7 Gl
- 8 Al
- 9 Sc

Volatile Organic Compounds (GC/MS) by Method 8260D

Analyte	Result	Qualifier	RDL	Dilution	Analysis date / time	Batch
Benzene	244		10.0	10	09/30/2022 00:04	WG1934637
Toluene	ND		1.00	1	09/29/2022 01:54	WG1933361
Ethylbenzene	ND		1.00	1	09/29/2022 01:54	WG1933361
Total Xylenes	6.04		3.00	1	09/29/2022 01:54	WG1933361
Methyl tert-butyl ether	53.9		1.00	1	09/29/2022 01:54	WG1933361
Naphthalene	5.10	C3	5.00	1	09/29/2022 01:54	WG1933361
1,2-Dichloroethane	ND		1.00	1	09/29/2022 01:54	WG1933361
(S) Toluene-d8	105		80.0-120		09/29/2022 01:54	WG1933361
(S) Toluene-d8	109		80.0-120		09/30/2022 00:04	WG1934637
(S) 4-Bromofluorobenzene	111		77.0-126		09/29/2022 01:54	WG1933361
(S) 4-Bromofluorobenzene	95.8		77.0-126		09/30/2022 00:04	WG1934637
(S) 1,2-Dichloroethane-d4	98.5		70.0-130		09/29/2022 01:54	WG1933361
(S) 1,2-Dichloroethane-d4	92.4		70.0-130		09/30/2022 00:04	WG1934637

1 Cp

2 Tc

3 Ss

4 Cn

5 Sr

6 Qc

7 Gl

8 Al

9 Sc

Volatile Organic Compounds (GC/MS) by Method 8260D

Analyte	Result	Qualifier	RDL	Dilution	Analysis date / time	Batch
Benzene	1.12		1.00	1	09/29/2022 22:21	WG1934637
Toluene	ND		1.00	1	09/29/2022 02:15	WG1933361
Ethylbenzene	ND		1.00	1	09/29/2022 02:15	WG1933361
Total Xylenes	ND		3.00	1	09/29/2022 02:15	WG1933361
Methyl tert-butyl ether	8.31		1.00	1	09/29/2022 02:15	WG1933361
Naphthalene	ND	C3	5.00	1	09/29/2022 02:15	WG1933361
1,2-Dichloroethane	ND		1.00	1	09/29/2022 02:15	WG1933361
(S) Toluene-d8	103		80.0-120		09/29/2022 02:15	WG1933361
(S) Toluene-d8	106		80.0-120		09/29/2022 22:21	WG1934637
(S) 4-Bromofluorobenzene	106		77.0-126		09/29/2022 02:15	WG1933361
(S) 4-Bromofluorobenzene	92.9		77.0-126		09/29/2022 22:21	WG1934637
(S) 1,2-Dichloroethane-d4	102		70.0-130		09/29/2022 02:15	WG1933361
(S) 1,2-Dichloroethane-d4	90.9		70.0-130		09/29/2022 22:21	WG1934637

1 Cp

2 Tc

3 Ss

4 Cn

5 Sr

6 Qc

7 Gl

8 Al

9 Sc

Volatile Organic Compounds (GC/MS) by Method 8260D

Analyte	Result	Qualifier	RDL	Dilution	Analysis date / time	Batch
Benzene	1.12		1.00	1	09/29/2022 22:41	WG1934637
Toluene	ND		1.00	1	09/29/2022 02:36	WG1933361
Ethylbenzene	ND		1.00	1	09/29/2022 02:36	WG1933361
Total Xylenes	ND		3.00	1	09/29/2022 02:36	WG1933361
Methyl tert-butyl ether	8.96		1.00	1	09/29/2022 02:36	WG1933361
Naphthalene	ND	C3	5.00	1	09/29/2022 02:36	WG1933361
1,2-Dichloroethane	ND		1.00	1	09/29/2022 02:36	WG1933361
(S) Toluene-d8	104		80.0-120		09/29/2022 02:36	WG1933361
(S) Toluene-d8	108		80.0-120		09/29/2022 22:41	WG1934637
(S) 4-Bromofluorobenzene	107		77.0-126		09/29/2022 02:36	WG1933361
(S) 4-Bromofluorobenzene	93.6		77.0-126		09/29/2022 22:41	WG1934637
(S) 1,2-Dichloroethane-d4	103		70.0-130		09/29/2022 02:36	WG1933361
(S) 1,2-Dichloroethane-d4	89.9		70.0-130		09/29/2022 22:41	WG1934637

1 Cp

2 Tc

3 Ss

4 Cn

5 Sr

6 Qc

7 Gl

8 Al

9 Sc

Volatile Organic Compounds (GC/MS) by Method 8260D

Analyte	Result	Qualifier	RDL	Dilution	Analysis date / time	Batch
Benzene	18.4		1.00	1	09/29/2022 02:56	WG1933361
Toluene	ND		1.00	1	09/29/2022 02:56	WG1933361
Ethylbenzene	ND		1.00	1	09/29/2022 02:56	WG1933361
Total Xylenes	ND		3.00	1	09/29/2022 02:56	WG1933361
Methyl tert-butyl ether	ND		1.00	1	09/29/2022 02:56	WG1933361
Naphthalene	ND	C3	5.00	1	09/29/2022 02:56	WG1933361
1,2-Dichloroethane	ND		1.00	1	09/29/2022 02:56	WG1933361
<i>(S) Toluene-d8</i>	101		80.0-120		09/29/2022 02:56	WG1933361
<i>(S) 4-Bromofluorobenzene</i>	108		77.0-126		09/29/2022 02:56	WG1933361
<i>(S) 1,2-Dichloroethane-d4</i>	103		70.0-130		09/29/2022 02:56	WG1933361

- 1 Cp
- 2 Tc
- 3 Ss
- 4 Cn
- 5 Sr
- 6 Qc
- 7 Gl
- 8 Al
- 9 Sc

Volatile Organic Compounds (GC/MS) by Method 8260D

Analyte	Result	Qualifier	RDL	Dilution	Analysis date / time	Batch
Benzene	ND		1.00	1	09/29/2022 03:17	WG1933361
Toluene	ND		1.00	1	09/29/2022 03:17	WG1933361
Ethylbenzene	ND		1.00	1	09/29/2022 03:17	WG1933361
Total Xylenes	ND		3.00	1	09/29/2022 03:17	WG1933361
Methyl tert-butyl ether	ND		1.00	1	09/29/2022 03:17	WG1933361
Naphthalene	ND	C3	5.00	1	09/29/2022 03:17	WG1933361
1,2-Dichloroethane	ND		1.00	1	09/29/2022 03:17	WG1933361
(S) Toluene-d8	106		80.0-120		09/29/2022 03:17	WG1933361
(S) 4-Bromofluorobenzene	109		77.0-126		09/29/2022 03:17	WG1933361
(S) 1,2-Dichloroethane-d4	103		70.0-130		09/29/2022 03:17	WG1933361

1 Cp

2 Tc

3 Ss

4 Cn

5 Sr

6 Qc

7 Gl

8 Al

9 Sc

Volatile Organic Compounds (GC/MS) by Method 8260D

Analyte	Result	Qualifier	RDL	Dilution	Analysis date / time	Batch
Benzene	ND		1.00	1	09/29/2022 01:49	WG1933362
Toluene	ND		1.00	1	09/29/2022 01:49	WG1933362
Ethylbenzene	ND		1.00	1	09/29/2022 01:49	WG1933362
Total Xylenes	ND		3.00	1	09/29/2022 01:49	WG1933362
Methyl tert-butyl ether	ND		1.00	1	09/29/2022 01:49	WG1933362
Naphthalene	ND		5.00	1	09/29/2022 01:49	WG1933362
1,2-Dichloroethane	ND		1.00	1	09/29/2022 01:49	WG1933362
(S) Toluene-d8	105		80.0-120		09/29/2022 01:49	WG1933362
(S) 4-Bromofluorobenzene	103		77.0-126		09/29/2022 01:49	WG1933362
(S) 1,2-Dichloroethane-d4	99.9		70.0-130		09/29/2022 01:49	WG1933362

- 1 Cp
- 2 Tc
- 3 Ss
- 4 Cn
- 5 Sr
- 6 Qc
- 7 Gl
- 8 Al
- 9 Sc

Volatile Organic Compounds (GC/MS) by Method 8260D

Analyte	Result	Qualifier	RDL	Dilution	Analysis date / time	Batch
Benzene	ND		1.00	1	09/29/2022 02:10	WG1933362
Toluene	ND		1.00	1	09/29/2022 02:10	WG1933362
Ethylbenzene	ND		1.00	1	09/29/2022 02:10	WG1933362
Total Xylenes	ND		3.00	1	09/29/2022 02:10	WG1933362
Methyl tert-butyl ether	1.61		1.00	1	09/29/2022 02:10	WG1933362
Naphthalene	ND		5.00	1	09/29/2022 02:10	WG1933362
1,2-Dichloroethane	ND		1.00	1	09/29/2022 02:10	WG1933362
(S) Toluene-d8	103		80.0-120		09/29/2022 02:10	WG1933362
(S) 4-Bromofluorobenzene	96.1		77.0-126		09/29/2022 02:10	WG1933362
(S) 1,2-Dichloroethane-d4	101		70.0-130		09/29/2022 02:10	WG1933362

- 1 Cp
- 2 Tc
- 3 Ss
- 4 Cn
- 5 Sr
- 6 Qc
- 7 Gl
- 8 Al
- 9 Sc

Volatile Organic Compounds (GC/MS) by Method 8260D

Analyte	Result	Qualifier	RDL	Dilution	Analysis date / time	Batch
Benzene	1.72		1.00	1	09/29/2022 02:30	WG1933362
Toluene	ND		1.00	1	09/29/2022 02:30	WG1933362
Ethylbenzene	ND		1.00	1	09/29/2022 02:30	WG1933362
Total Xylenes	ND		3.00	1	09/29/2022 02:30	WG1933362
Methyl tert-butyl ether	5.69		1.00	1	09/29/2022 02:30	WG1933362
Naphthalene	ND		5.00	1	09/29/2022 02:30	WG1933362
1,2-Dichloroethane	ND		1.00	1	09/29/2022 02:30	WG1933362
(S) Toluene-d8	104		80.0-120		09/29/2022 02:30	WG1933362
(S) 4-Bromofluorobenzene	99.9		77.0-126		09/29/2022 02:30	WG1933362
(S) 1,2-Dichloroethane-d4	101		70.0-130		09/29/2022 02:30	WG1933362

- 1 Cp
- 2 Tc
- 3 Ss
- 4 Cn
- 5 Sr
- 6 Qc
- 7 Gl
- 8 Al
- 9 Sc

Volatile Organic Compounds (GC/MS) by Method 8260D

Analyte	Result	Qualifier	RDL	Dilution	Analysis date / time	Batch
Benzene	ND		1.00	1	09/29/2022 02:51	WG1933362
Toluene	ND		1.00	1	09/29/2022 02:51	WG1933362
Ethylbenzene	ND		1.00	1	09/29/2022 02:51	WG1933362
Total Xylenes	ND		3.00	1	09/29/2022 02:51	WG1933362
Methyl tert-butyl ether	ND		1.00	1	09/29/2022 02:51	WG1933362
Naphthalene	ND		5.00	1	09/29/2022 02:51	WG1933362
1,2-Dichloroethane	ND		1.00	1	09/29/2022 02:51	WG1933362
(S) Toluene-d8	106		80.0-120		09/29/2022 02:51	WG1933362
(S) 4-Bromofluorobenzene	98.9		77.0-126		09/29/2022 02:51	WG1933362
(S) 1,2-Dichloroethane-d4	103		70.0-130		09/29/2022 02:51	WG1933362

- 1 Cp
- 2 Tc
- 3 Ss
- 4 Cn
- 5 Sr
- 6 Qc
- 7 Gl
- 8 Al
- 9 Sc

Volatile Organic Compounds (GC/MS) by Method 8260D

Analyte	Result	Qualifier	RDL	Dilution	Analysis date / time	Batch
Benzene	ND		1.00	1	09/29/2022 03:11	WG1933362
Toluene	ND		1.00	1	09/29/2022 03:11	WG1933362
Ethylbenzene	ND		1.00	1	09/29/2022 03:11	WG1933362
Total Xylenes	ND		3.00	1	09/29/2022 03:11	WG1933362
Methyl tert-butyl ether	ND		1.00	1	09/29/2022 03:11	WG1933362
Naphthalene	ND		5.00	1	09/29/2022 03:11	WG1933362
1,2-Dichloroethane	ND		1.00	1	09/29/2022 03:11	WG1933362
(S) Toluene-d8	103		80.0-120		09/29/2022 03:11	WG1933362
(S) 4-Bromofluorobenzene	101		77.0-126		09/29/2022 03:11	WG1933362
(S) 1,2-Dichloroethane-d4	106		70.0-130		09/29/2022 03:11	WG1933362

- 1 Cp
- 2 Tc
- 3 Ss
- 4 Cn
- 5 Sr
- 6 Qc
- 7 Gl
- 8 Al
- 9 Sc

Volatile Organic Compounds (GC/MS) by Method 8260D

Analyte	Result	Qualifier	RDL	Dilution	Analysis date / time	Batch
Benzene	236		5.00	5	09/29/2022 06:40	WG1933362
Toluene	18.6		5.00	5	09/29/2022 06:40	WG1933362
Ethylbenzene	ND		5.00	5	09/29/2022 06:40	WG1933362
Total Xylenes	86.5		15.0	5	09/29/2022 06:40	WG1933362
Methyl tert-butyl ether	85.2		5.00	5	09/29/2022 06:40	WG1933362
Naphthalene	ND		25.0	5	09/29/2022 06:40	WG1933362
1,2-Dichloroethane	ND		5.00	5	09/29/2022 06:40	WG1933362
(S) Toluene-d8	104		80.0-120		09/29/2022 06:40	WG1933362
(S) 4-Bromofluorobenzene	104		77.0-126		09/29/2022 06:40	WG1933362
(S) 1,2-Dichloroethane-d4	103		70.0-130		09/29/2022 06:40	WG1933362

- 1 Cp
- 2 Tc
- 3 Ss
- 4 Cn
- 5 Sr
- 6 Qc
- 7 Gl
- 8 Al
- 9 Sc

Volatile Organic Compounds (GC/MS) by Method 8260D

Analyte	Result	Qualifier	RDL	Dilution	Analysis date / time	Batch
Benzene	ND		1.00	1	09/29/2022 01:28	WG1933362
Toluene	ND		1.00	1	09/29/2022 01:28	WG1933362
Ethylbenzene	ND		1.00	1	09/29/2022 01:28	WG1933362
Total Xylenes	ND		3.00	1	09/29/2022 01:28	WG1933362
Methyl tert-butyl ether	ND		1.00	1	09/29/2022 01:28	WG1933362
Naphthalene	ND		5.00	1	09/29/2022 01:28	WG1933362
1,2-Dichloroethane	ND		1.00	1	09/29/2022 01:28	WG1933362
(S) Toluene-d8	107		80.0-120		09/29/2022 01:28	WG1933362
(S) 4-Bromofluorobenzene	98.8		77.0-126		09/29/2022 01:28	WG1933362
(S) 1,2-Dichloroethane-d4	103		70.0-130		09/29/2022 01:28	WG1933362

- 1 Cp
- 2 Tc
- 3 Ss
- 4 Cn
- 5 Sr
- 6 Qc
- 7 Gl
- 8 Al
- 9 Sc

Volatile Organic Compounds (GC/MS) by Method 8260D

Analyte	Result	Qualifier	RDL	Dilution	Analysis date / time	Batch
Benzene	ND		1.00	1	09/29/2022 00:46	WG1933362
Toluene	ND		1.00	1	09/29/2022 00:46	WG1933362
Ethylbenzene	ND		1.00	1	09/29/2022 00:46	WG1933362
Total Xylenes	ND		3.00	1	09/29/2022 00:46	WG1933362
Methyl tert-butyl ether	ND		1.00	1	09/29/2022 00:46	WG1933362
Naphthalene	ND		5.00	1	09/29/2022 00:46	WG1933362
1,2-Dichloroethane	ND		1.00	1	09/29/2022 00:46	WG1933362
(S) Toluene-d8	103		80.0-120		09/29/2022 00:46	WG1933362
(S) 4-Bromofluorobenzene	96.6		77.0-126		09/29/2022 00:46	WG1933362
(S) 1,2-Dichloroethane-d4	103		70.0-130		09/29/2022 00:46	WG1933362

1 Cp

2 Tc

3 Ss

4 Cn

5 Sr

6 Qc

7 Gl

8 Al

9 Sc

Volatile Organic Compounds (GC/MS) by Method 8260D

Analyte	Result	Qualifier	RDL	Dilution	Analysis date / time	Batch
Benzene	ND		1.00	1	09/29/2022 01:07	WG1933362
Toluene	ND		1.00	1	09/29/2022 01:07	WG1933362
Ethylbenzene	ND		1.00	1	09/29/2022 01:07	WG1933362
Total Xylenes	ND		3.00	1	09/29/2022 01:07	WG1933362
Methyl tert-butyl ether	ND		1.00	1	09/29/2022 01:07	WG1933362
Naphthalene	ND		5.00	1	09/29/2022 01:07	WG1933362
1,2-Dichloroethane	ND		1.00	1	09/29/2022 01:07	WG1933362
(S) Toluene-d8	106		80.0-120		09/29/2022 01:07	WG1933362
(S) 4-Bromofluorobenzene	100		77.0-126		09/29/2022 01:07	WG1933362
(S) 1,2-Dichloroethane-d4	106		70.0-130		09/29/2022 01:07	WG1933362

- 1 Cp
- 2 Tc
- 3 Ss
- 4 Cn
- 5 Sr
- 6 Qc
- 7 Gl
- 8 Al
- 9 Sc

Method Blank (MB)

(MB) R3842106-2 09/25/22 16:38

Analyte	MB Result	MB Qualifier	MB MDL	MB RDL
	ug/l		ug/l	ug/l
Benzene	U		0.0941	1.00
Toluene	U		0.278	1.00
Ethylbenzene	U		0.137	1.00
Xylenes, Total	U		0.174	3.00
Methyl tert-butyl ether	U		0.101	1.00
Naphthalene	U		1.00	5.00
1,2-Dichloroethane	U		0.0819	1.00
(S) Toluene-d8	109			80.0-120
(S) 4-Bromofluorobenzene	102			77.0-126
(S) 1,2-Dichloroethane-d4	105			70.0-130

Laboratory Control Sample (LCS)

(LCS) R3842106-1 09/25/22 14:46

Analyte	Spike Amount	LCS Result	LCS Rec.	Rec. Limits	LCS Qualifier
	ug/l	ug/l	%	%	
Benzene	5.00	5.56	111	70.0-130	
Toluene	5.00	5.77	115	70.0-130	
Ethylbenzene	5.00	5.83	117	70.0-130	
Xylenes, Total	15.0	16.9	113	70.0-130	
Methyl tert-butyl ether	5.00	5.25	105	70.0-130	
Naphthalene	5.00	4.24	84.8	70.0-130	
1,2-Dichloroethane	5.00	6.20	124	70.0-130	
(S) Toluene-d8			106	80.0-120	
(S) 4-Bromofluorobenzene			98.7	77.0-126	
(S) 1,2-Dichloroethane-d4			103	70.0-130	

1 Cp

2 Tc

3 Ss

4 Cn

5 Sr

6 Qc

7 Gl

8 Al

9 Sc

Method Blank (MB)

(MB) R3842614-2 09/25/22 01:04

Analyte	MB Result ug/l	MB Qualifier	MB MDL ug/l	MB RDL ug/l
Benzene	U		0.0941	1.00
Toluene	U		0.278	1.00
Ethylbenzene	U		0.137	1.00
Xylenes, Total	U		0.174	3.00
Methyl tert-butyl ether	U		0.101	1.00
Naphthalene	U		1.00	5.00
1,2-Dichloroethane	U		0.0819	1.00
(S) Toluene-d8	96.8			80.0-120
(S) 4-Bromofluorobenzene	105			77.0-126
(S) 1,2-Dichloroethane-d4	100			70.0-130

Laboratory Control Sample (LCS)

(LCS) R3842614-1 09/25/22 00:21

Analyte	Spike Amount ug/l	LCS Result ug/l	LCS Rec. %	Rec. Limits %	LCS Qualifier
Benzene	5.00	5.65	113	70.0-130	
Toluene	5.00	5.24	105	70.0-130	
Ethylbenzene	5.00	4.75	95.0	70.0-130	
Xylenes, Total	15.0	15.2	101	70.0-130	
Methyl tert-butyl ether	5.00	5.13	103	70.0-130	
Naphthalene	5.00	4.63	92.6	70.0-130	
1,2-Dichloroethane	5.00	4.89	97.8	70.0-130	
(S) Toluene-d8			96.8	80.0-120	
(S) 4-Bromofluorobenzene			105	77.0-126	
(S) 1,2-Dichloroethane-d4			99.0	70.0-130	

1 Cp

2 Tc

3 Ss

4 Cn

5 Sr

6 Qc

7 Gl

8 Al

9 Sc

Method Blank (MB)

(MB) R3841138-3 09/25/22 22:38

Analyte	MB Result	MB Qualifier	MB MDL	MB RDL
	ug/l		ug/l	ug/l
Benzene	U		0.0941	1.00
Toluene	U		0.278	1.00
Ethylbenzene	U		0.137	1.00
Xylenes, Total	U		0.174	3.00
Methyl tert-butyl ether	U		0.101	1.00
Naphthalene	U		1.00	5.00
1,2-Dichloroethane	U		0.0819	1.00
(S) Toluene-d8	109			80.0-120
(S) 4-Bromofluorobenzene	106			77.0-126
(S) 1,2-Dichloroethane-d4	104			70.0-130

Laboratory Control Sample (LCS) • Laboratory Control Sample Duplicate (LCSD)

(LCS) R3841138-1 09/25/22 21:35 • (LCSD) R3841138-2 09/25/22 21:56

Analyte	Spike Amount	LCS Result	LCSD Result	LCS Rec.	LCSD Rec.	Rec. Limits	LCS Qualifier	LCSD Qualifier	RPD	RPD Limits
	ug/l	ug/l	ug/l	%	%	%			%	%
Benzene	5.00	4.22	4.02	84.4	80.4	70.0-130			4.85	20
Toluene	5.00	4.59	4.29	91.8	85.8	70.0-130			6.76	20
Ethylbenzene	5.00	4.72	4.82	94.4	96.4	70.0-130			2.10	20
Xylenes, Total	15.0	14.7	14.1	98.0	94.0	70.0-130			4.17	20
Methyl tert-butyl ether	5.00	4.83	4.64	96.6	92.8	70.0-130			4.01	20
Naphthalene	5.00	4.02	3.91	80.4	78.2	70.0-130			2.77	20
1,2-Dichloroethane	5.00	4.27	4.17	85.4	83.4	70.0-130			2.37	20
(S) Toluene-d8				105	107	80.0-120				
(S) 4-Bromofluorobenzene				101	105	77.0-126				
(S) 1,2-Dichloroethane-d4				102	97.4	70.0-130				

1 Cp

2 Tc

3 Ss

4 Cn

5 Sr

6 Qc

7 Gl

8 Al

9 Sc

Method Blank (MB)

(MB) R3841419-2 09/26/22 08:28

Analyte	MB Result	MB Qualifier	MB MDL	MB RDL
	ug/l		ug/l	ug/l
Benzene	U		0.0941	1.00
Toluene	U		0.278	1.00
Ethylbenzene	U		0.137	1.00
Xylenes, Total	U		0.174	3.00
Methyl tert-butyl ether	U		0.101	1.00
Naphthalene	U		1.00	5.00
1,2-Dichloroethane	U		0.0819	1.00
(S) Toluene-d8	109			80.0-120
(S) 4-Bromofluorobenzene	104			77.0-126
(S) 1,2-Dichloroethane-d4	99.1			70.0-130

Laboratory Control Sample (LCS) • Laboratory Control Sample Duplicate (LCSD)

(LCS) R3841419-1 09/26/22 07:26 • (LCSD) R3841419-3 09/26/22 09:48

Analyte	Spike Amount	LCS Result	LCSD Result	LCS Rec.	LCSD Rec.	Rec. Limits	LCS Qualifier	LCSD Qualifier	RPD	RPD Limits
	ug/l	ug/l	ug/l	%	%	%			%	%
Benzene	5.00	4.36	4.32	87.2	86.4	70.0-130			0.922	20
Toluene	5.00	4.68	4.68	93.6	93.6	70.0-130			0.000	20
Ethylbenzene	5.00	4.94	5.12	98.8	102	70.0-130			3.58	20
Xylenes, Total	15.0	14.8	15.1	98.7	101	70.0-130			2.01	20
Methyl tert-butyl ether	5.00	4.93	4.67	98.6	93.4	70.0-130			5.42	20
Naphthalene	5.00	4.02	3.88	80.4	77.6	70.0-130			3.54	20
1,2-Dichloroethane	5.00	4.43	4.25	88.6	85.0	70.0-130			4.15	20
(S) Toluene-d8				105	107	80.0-120				
(S) 4-Bromofluorobenzene				104	106	77.0-126				
(S) 1,2-Dichloroethane-d4				98.5	101	70.0-130				

1 Cp

2 Tc

3 Ss

4 Cn

5 Sr

6 Qc

7 Gl

8 Al

9 Sc

Method Blank (MB)

(MB) R3841420-2 09/26/22 08:28

Analyte	MB Result	MB Qualifier	MB MDL	MB RDL
	ug/l		ug/l	ug/l
Benzene	U		0.0941	1.00
Toluene	U		0.278	1.00
Ethylbenzene	U		0.137	1.00
Xylenes, Total	U		0.174	3.00
Methyl tert-butyl ether	U		0.101	1.00
Naphthalene	U		1.00	5.00
1,2-Dichloroethane	U		0.0819	1.00
(S) Toluene-d8	109			80.0-120
(S) 4-Bromofluorobenzene	104			77.0-126
(S) 1,2-Dichloroethane-d4	99.1			70.0-130

Laboratory Control Sample (LCS) • Laboratory Control Sample Duplicate (LCSD)

(LCS) R3841420-1 09/26/22 07:26 • (LCSD) R3841420-3 09/26/22 09:48

Analyte	Spike Amount	LCS Result	LCSD Result	LCS Rec.	LCSD Rec.	Rec. Limits	LCS Qualifier	LCSD Qualifier	RPD	RPD Limits
	ug/l	ug/l	ug/l	%	%	%			%	%
Benzene	5.00	4.36	4.32	87.2	86.4	70.0-130			0.922	20
Toluene	5.00	4.68	4.68	93.6	93.6	70.0-130			0.000	20
Ethylbenzene	5.00	4.94	5.12	98.8	102	70.0-130			3.58	20
Xylenes, Total	15.0	14.8	15.1	98.7	101	70.0-130			2.01	20
Methyl tert-butyl ether	5.00	4.93	4.67	98.6	93.4	70.0-130			5.42	20
Naphthalene	5.00	4.02	3.88	80.4	77.6	70.0-130			3.54	20
1,2-Dichloroethane	5.00	4.43	4.25	88.6	85.0	70.0-130			4.15	20
(S) Toluene-d8				105	107	80.0-120				
(S) 4-Bromofluorobenzene				104	106	77.0-126				
(S) 1,2-Dichloroethane-d4				98.5	101	70.0-130				

¹Cp

²Tc

³Ss

⁴Cn

⁵Sr

⁶Qc

⁷Gl

⁸Al

⁹Sc

Method Blank (MB)

(MB) R3842876-3 09/27/22 10:44

Analyte	MB Result	MB Qualifier	MB MDL	MB RDL
	ug/l		ug/l	ug/l
Toluene	U		0.278	1.00
Ethylbenzene	U		0.137	1.00
Xylenes, Total	U		0.174	3.00
(S) Toluene-d8	109			80.0-120
(S) 4-Bromofluorobenzene	102			77.0-126
(S) 1,2-Dichloroethane-d4	96.6			70.0-130

Laboratory Control Sample (LCS) • Laboratory Control Sample Duplicate (LCSD)

(LCS) R3842876-1 09/27/22 09:21 • (LCSD) R3842876-2 09/27/22 09:41

Analyte	Spike Amount	LCS Result	LCSD Result	LCS Rec.	LCSD Rec.	Rec. Limits	LCS Qualifier	LCSD Qualifier	RPD	RPD Limits
	ug/l	ug/l	ug/l	%	%	%			%	%
Toluene	5.00	5.05	4.63	101	92.6	70.0-130			8.68	20
Ethylbenzene	5.00	5.15	5.00	103	100	70.0-130			2.96	20
Xylenes, Total	15.0	15.5	14.6	103	97.3	70.0-130			5.98	20
(S) Toluene-d8				103	104	80.0-120				
(S) 4-Bromofluorobenzene				99.9	102	77.0-126				
(S) 1,2-Dichloroethane-d4				97.4	95.6	70.0-130				

1 Cp

2 Tc

3 Ss

4 Cn

5 Sr

6 Qc

7 Gl

8 Al

9 Sc

Method Blank (MB)

(MB) R3842838-2 09/28/22 21:26

Analyte	MB Result ug/l	MB Qualifier	MB MDL ug/l	MB RDL ug/l
Benzene	U		0.0941	1.00
Toluene	U		0.278	1.00
Ethylbenzene	U		0.137	1.00
Xylenes, Total	U		0.174	3.00
Methyl tert-butyl ether	U		0.101	1.00
Naphthalene	U		1.00	5.00
1,2-Dichloroethane	U		0.0819	1.00
(S) Toluene-d8	105			80.0-120
(S) 4-Bromofluorobenzene	107			77.0-126
(S) 1,2-Dichloroethane-d4	105			70.0-130

Laboratory Control Sample (LCS)

(LCS) R3842838-1 09/28/22 20:24

Analyte	Spike Amount ug/l	LCS Result ug/l	LCS Rec. %	Rec. Limits %	LCS Qualifier
Benzene	5.00	5.03	101	70.0-130	
Toluene	5.00	4.48	89.6	70.0-130	
Ethylbenzene	5.00	4.21	84.2	70.0-130	
Xylenes, Total	15.0	12.6	84.0	70.0-130	
Methyl tert-butyl ether	5.00	5.42	108	70.0-130	
Naphthalene	5.00	3.70	74.0	70.0-130	
1,2-Dichloroethane	5.00	4.88	97.6	70.0-130	
(S) Toluene-d8			101	80.0-120	
(S) 4-Bromofluorobenzene			108	77.0-126	
(S) 1,2-Dichloroethane-d4			105	70.0-130	

¹Cp

²Tc

³Ss

⁴Cn

⁵Sr

⁶Qc

⁷Gl

⁸Al

⁹Sc

Method Blank (MB)

(MB) R3842902-2 09/29/22 00:25

Analyte	MB Result	MB Qualifier	MB MDL	MB RDL
	ug/l		ug/l	ug/l
Benzene	U		0.0941	1.00
Toluene	U		0.278	1.00
Ethylbenzene	U		0.137	1.00
Xylenes, Total	U		0.174	3.00
Methyl tert-butyl ether	U		0.101	1.00
Naphthalene	U		1.00	5.00
1,2-Dichloroethane	U		0.0819	1.00
(S) Toluene-d8	113			80.0-120
(S) 4-Bromofluorobenzene	103			77.0-126
(S) 1,2-Dichloroethane-d4	106			70.0-130

Laboratory Control Sample (LCS)

(LCS) R3842902-1 09/29/22 00:04

Analyte	Spike Amount	LCS Result	LCS Rec.	Rec. Limits	LCS Qualifier
	ug/l	ug/l	%	%	
Benzene	0.500	0.410	82.0	70.0-130	
Toluene	0.500	0.436	87.2	70.0-130	
Ethylbenzene	0.500	0.423	84.6	70.0-130	
Xylenes, Total	1.50	1.23	82.0	70.0-130	
Methyl tert-butyl ether	0.500	0.472	94.4	70.0-130	
Naphthalene	0.500	U	0.000	70.0-130	
1,2-Dichloroethane	0.500	0.427	85.4	70.0-130	
(S) Toluene-d8			106	80.0-120	
(S) 4-Bromofluorobenzene			103	77.0-126	
(S) 1,2-Dichloroethane-d4			102	70.0-130	

1 Cp

2 Tc

3 Ss

4 Cn

5 Sr

6 Qc

7 Gl

8 Al

9 Sc

Method Blank (MB)

(MB) R3842856-3 09/29/22 09:08

Analyte	MB Result	MB Qualifier	MB MDL	MB RDL
Benzene	U		0.0941	1.00
Methyl tert-butyl ether	U		0.101	1.00
(S) Toluene-d8	108			80.0-120
(S) 4-Bromofluorobenzene	92.4			77.0-126
(S) 1,2-Dichloroethane-d4	91.9			70.0-130

Laboratory Control Sample (LCS) • Laboratory Control Sample Duplicate (LCSD)

(LCS) R3842856-1 09/29/22 08:06 • (LCSD) R3842856-2 09/29/22 08:27

Analyte	Spike Amount	LCS Result	LCSD Result	LCS Rec.	LCSD Rec.	Rec. Limits	LCS Qualifier	LCSD Qualifier	RPD	RPD Limits
Benzene	5.00	4.72	4.41	94.4	88.2	70.0-130			6.79	20
Methyl tert-butyl ether	5.00	3.61	3.81	72.2	76.2	70.0-130			5.39	20
(S) Toluene-d8				109	104	80.0-120				
(S) 4-Bromofluorobenzene				97.6	93.8	77.0-126				
(S) 1,2-Dichloroethane-d4				93.2	91.4	70.0-130				

1 Cp

2 Tc

3 Ss

4 Cn

5 Sr

6 Qc

7 Gl

8 Al

9 Sc

Method Blank (MB)

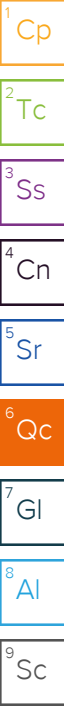
(MB) R3843789-3 09/29/22 21:39

Analyte	MB Result ug/l	MB Qualifier	MB MDL ug/l	MB RDL ug/l
Benzene	U		0.0941	1.00
(S) Toluene-d8	104			80.0-120
(S) 4-Bromofluorobenzene	88.1			77.0-126
(S) 1,2-Dichloroethane-d4	86.3			70.0-130

Laboratory Control Sample (LCS) • Laboratory Control Sample Duplicate (LCSD)

(LCS) R3843789-1 09/29/22 20:31 • (LCSD) R3843789-2 09/29/22 20:51

Analyte	Spike Amount ug/l	LCS Result ug/l	LCSD Result ug/l	LCS Rec. %	LCSD Rec. %	Rec. Limits %	LCS Qualifier	LCSD Qualifier	RPD %	RPD Limits %
Benzene	5.00	4.30	4.31	86.0	86.2	70.0-130			0.232	20
(S) Toluene-d8				107	106	80.0-120				
(S) 4-Bromofluorobenzene				95.4	91.8	77.0-126				
(S) 1,2-Dichloroethane-d4				90.9	87.8	70.0-130				



Method Blank (MB)

(MB) R3843371-2 09/30/22 01:06

Analyte	MB Result	MB Qualifier	MB MDL	MB RDL
	ug/l		ug/l	ug/l
Benzene	U		0.0941	1.00
Toluene	U		0.278	1.00
Ethylbenzene	U		0.137	1.00
Xylenes, Total	U		0.174	3.00
Methyl tert-butyl ether	U		0.101	1.00
Naphthalene	U		1.00	5.00
1,2-Dichloroethane	U		0.0819	1.00
(S) Toluene-d8	112			80.0-120
(S) 4-Bromofluorobenzene	96.4			77.0-126
(S) 1,2-Dichloroethane-d4	123			70.0-130

Laboratory Control Sample (LCS) • Laboratory Control Sample Duplicate (LCSD)

(LCS) R3843371-1 09/29/22 23:44 • (LCSD) R3843371-3 09/30/22 10:22

Analyte	Spike Amount	LCS Result	LCSD Result	LCS Rec.	LCSD Rec.	Rec. Limits	LCS Qualifier	LCSD Qualifier	RPD	RPD Limits
	ug/l	ug/l	ug/l	%	%	%			%	%
Benzene	5.00	4.89	5.21	97.8	104	70.0-130			6.34	20
Toluene	5.00	4.83	5.28	96.6	106	70.0-130			8.90	20
Ethylbenzene	5.00	4.61	5.09	92.2	102	70.0-130			9.90	20
Xylenes, Total	15.0	14.0	15.5	93.3	103	70.0-130			10.2	20
Methyl tert-butyl ether	5.00	4.94	5.00	98.8	100	70.0-130			1.21	20
Naphthalene	5.00	5.02	5.59	100	112	70.0-130			10.7	20
1,2-Dichloroethane	5.00	5.96	6.17	119	123	70.0-130			3.46	20
(S) Toluene-d8				110	111	80.0-120				
(S) 4-Bromofluorobenzene				96.4	95.6	77.0-126				
(S) 1,2-Dichloroethane-d4				128	127	70.0-130				

1 Cp

2 Tc

3 Ss

4 Cn

5 Sr

6 Qc

7 Gl

8 Al

9 Sc

GLOSSARY OF TERMS

Guide to Reading and Understanding Your Laboratory Report

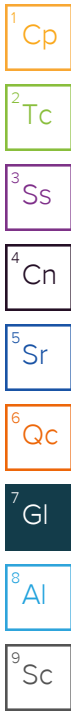
The information below is designed to better explain the various terms used in your report of analytical results from the Laboratory. This is not intended as a comprehensive explanation, and if you have additional questions please contact your project representative.

Results Disclaimer - Information that may be provided by the customer, and contained within this report, include Permit Limits, Project Name, Sample ID, Sample Matrix, Sample Preservation, Field Blanks, Field Spikes, Field Duplicates, On-Site Data, Sampling Collection Dates/Times, and Sampling Location. Results relate to the accuracy of this information provided, and as the samples are received.

Abbreviations and Definitions

MDL	Method Detection Limit.
ND	Not detected at the Reporting Limit (or MDL where applicable).
RDL	Reported Detection Limit.
Rec.	Recovery.
RPD	Relative Percent Difference.
SDG	Sample Delivery Group.
(S)	Surrogate (Surrogate Standard) - Analytes added to every blank, sample, Laboratory Control Sample/Duplicate and Matrix Spike/Duplicate; used to evaluate analytical efficiency by measuring recovery. Surrogates are not expected to be detected in all environmental media.
U	Not detected at the Reporting Limit (or MDL where applicable).
Analyte	The name of the particular compound or analysis performed. Some Analyses and Methods will have multiple analytes reported.
Dilution	If the sample matrix contains an interfering material, the sample preparation volume or weight values differ from the standard, or if concentrations of analytes in the sample are higher than the highest limit of concentration that the laboratory can accurately report, the sample may be diluted for analysis. If a value different than 1 is used in this field, the result reported has already been corrected for this factor.
Limits	These are the target % recovery ranges or % difference value that the laboratory has historically determined as normal for the method and analyte being reported. Successful QC Sample analysis will target all analytes recovered or duplicated within these ranges.
Qualifier	This column provides a letter and/or number designation that corresponds to additional information concerning the result reported. If a Qualifier is present, a definition per Qualifier is provided within the Glossary and Definitions page and potentially a discussion of possible implications of the Qualifier in the Case Narrative if applicable.
Result	The actual analytical final result (corrected for any sample specific characteristics) reported for your sample. If there was no measurable result returned for a specific analyte, the result in this column may state "ND" (Not Detected) or "BDL" (Below Detectable Levels). The information in the results column should always be accompanied by either an MDL (Method Detection Limit) or RDL (Reporting Detection Limit) that defines the lowest value that the laboratory could detect or report for this analyte.
Uncertainty (Radiochemistry)	Confidence level of 2 sigma.
Case Narrative (Cn)	A brief discussion about the included sample results, including a discussion of any non-conformances to protocol observed either at sample receipt by the laboratory from the field or during the analytical process. If present, there will be a section in the Case Narrative to discuss the meaning of any data qualifiers used in the report.
Quality Control Summary (Qc)	This section of the report includes the results of the laboratory quality control analyses required by procedure or analytical methods to assist in evaluating the validity of the results reported for your samples. These analyses are not being performed on your samples typically, but on laboratory generated material.
Sample Chain of Custody (Sc)	This is the document created in the field when your samples were initially collected. This is used to verify the time and date of collection, the person collecting the samples, and the analyses that the laboratory is requested to perform. This chain of custody also documents all persons (excluding commercial shippers) that have had control or possession of the samples from the time of collection until delivery to the laboratory for analysis.
Sample Results (Sr)	This section of your report will provide the results of all testing performed on your samples. These results are provided by sample ID and are separated by the analyses performed on each sample. The header line of each analysis section for each sample will provide the name and method number for the analysis reported.
Sample Summary (Ss)	This section of the Analytical Report defines the specific analyses performed for each sample ID, including the dates and times of preparation and/or analysis.

Qualifier	Description
C3	The reported concentration is an estimate. The continuing calibration standard associated with this data responded low. Method sensitivity check is acceptable.



ACCREDITATIONS & LOCATIONS

Pace Analytical National 12065 Lebanon Rd Mount Juliet, TN 37122

Alabama	40660	Nebraska	NE-OS-15-05
Alaska	17-026	Nevada	TN000032021-1
Arizona	AZ0612	New Hampshire	2975
Arkansas	88-0469	New Jersey–NELAP	TN002
California	2932	New Mexico ¹	TN00003
Colorado	TN00003	New York	11742
Connecticut	PH-0197	North Carolina	Env375
Florida	E87487	North Carolina ¹	DW21704
Georgia	NELAP	North Carolina ³	41
Georgia ¹	923	North Dakota	R-140
Idaho	TN00003	Ohio–VAP	CL0069
Illinois	200008	Oklahoma	9915
Indiana	C-TN-01	Oregon	TN200002
Iowa	364	Pennsylvania	68-02979
Kansas	E-10277	Rhode Island	LA000356
Kentucky ^{1,6}	KY90010	South Carolina	84004002
Kentucky ²	16	South Dakota	n/a
Louisiana	AI30792	Tennessee ^{1,4}	2006
Louisiana	LA018	Texas	T104704245-20-18
Maine	TN00003	Texas ⁵	LAB0152
Maryland	324	Utah	TN000032021-11
Massachusetts	M-TN003	Vermont	VT2006
Michigan	9958	Virginia	110033
Minnesota	047-999-395	Washington	C847
Mississippi	TN00003	West Virginia	233
Missouri	340	Wisconsin	998093910
Montana	CERT0086	Wyoming	A2LA
A2LA – ISO 17025	1461.01	AIHA-LAP,LLC EMLAP	100789
A2LA – ISO 17025 ⁵	1461.02	DOD	1461.01
Canada	1461.01	USDA	P330-15-00234
EPA–Crypto	TN00003		

¹ Drinking Water ² Underground Storage Tanks ³ Aquatic Toxicity ⁴ Chemical/Microbiological ⁵ Mold ⁶ Wastewater n/a Accreditation not applicable

* Not all certifications held by the laboratory are applicable to the results reported in the attached report.

* Accreditation is only applicable to the test methods specified on each scope of accreditation held by Pace Analytical.

¹ Cp

² Tc

³ Ss

⁴ Cn


⁵ Sr

⁶ Qc


⁷ Gl

⁸ Al

⁹ Sc


Company Name/Address: Kinder Morgan- Atlanta, GA		Billing Information: Accounts Payable 1000 Windward Concourse Ste 450 Alpharetta, GA 30005		Analysis / Container / Preservative						Chain of Custody Page <u>1</u> of <u>7</u>	
Ten 10th Street NW Suite 1400 Atlanta, GA 30309				Pres Chk						 MT JULIET, TN 12065 Lebanon Rd Mount Juliet, TN 37122 Submitting a sample via this chain of custody constitutes acknowledgment and acceptance of the Pace Terms and Conditions found at: https://info.pacelabs.com/hubfs/pas-standard-terms.pdf	

Report to: Bethany Garvey		Email To: bethany.garvey@jacobs.com;tom.wiley@jacobs.com									
Project Description: Lewis Drive Groundwater		City/State Collected: BELTON, SC		Please Circle: PT MT CT <u>ET</u>							

Phone: 404-751-5651	Client Project # KM20 DM 22	Lab Project # KINCH2MGA-LEWIS12									SDG # 61538553	
Collected by (print): T.H. V.W. A.F.	Site/Facility ID #	P.O. # WD1034492									F056	
Collected by (signature): 	Rush? (Lab MUST Be Notified) <input type="checkbox"/> Same Day <input type="checkbox"/> Five Day <input type="checkbox"/> Next Day <input type="checkbox"/> 5 Day (Rad Only) <input type="checkbox"/> Two Day <input type="checkbox"/> 10 Day (Rad Only) <input type="checkbox"/> Three Day	Quote #	Date Results Needed STANDARD				No. of Cntrs		Acctnum: KINCH2MGA Template: T216192 Prelogin: P950434 PM: 526 - Chris McCord PB: Or 9/13/22			
Immediately Packed on Ice N <input type="checkbox"/> Y <input checked="" type="checkbox"/>									Shipped Via: FedEx Ground Remarks Sample # (lab only)			

Sample ID	Comp/Grab	Matrix *	Depth	Date	Time	Cntrs		Analysis / Container / Preservative						Remarks	Sample # (lab only)	
MW-29-092022	G	GW	-	09/20/22	1040	3	X	X								21
MW-26-092022		GW			1050											22
MW-26B-092022		GW			1055											23
MW-20-092022		GW			1110											24
MW-17B-092022		GW			1120											25
MW-21-092022		GW			1135											26
MW-23-092022		GW			1140											27
MW-23-D-092022		GW			1145											28
MW-23B-092022		GW			1200											29
MW-47-092022	↓	GW	↓	↓	1145	↓	↓	↓								70

* Matrix: SS - Soil AIR - Air F - Filter GW - Groundwater B - Bioassay WW - WasteWater DW - Drinking Water OT - Other	Remarks: V8260BTEXMN = BTEX, MTBE, Naphthalene, and 1,2-DCA.	pH _____ Temp _____ Flow _____ Other _____	Sample Receipt Checklist COC Seal Present/Intact: <u>NP</u> <input checked="" type="checkbox"/> Y <input type="checkbox"/> N COC Signed/Accurate: <u>Y</u> <input checked="" type="checkbox"/> Y <input type="checkbox"/> N Bottles arrive intact: <u>A</u> <input checked="" type="checkbox"/> Y <input type="checkbox"/> N Correct bottles used: <u>Y</u> <input checked="" type="checkbox"/> Y <input type="checkbox"/> N Sufficient volume sent: <u>Y</u> <input checked="" type="checkbox"/> Y <input type="checkbox"/> N If Applicable VOA Zero Headspace: <u>Y</u> <input checked="" type="checkbox"/> Y <input type="checkbox"/> N Preservation Correct/Checked: <u>Y</u> <input checked="" type="checkbox"/> Y <input type="checkbox"/> N RAD Screen <0.5 mR/hr: <u>Y</u> <input checked="" type="checkbox"/> Y <input type="checkbox"/> N
Samples returned via: <input type="checkbox"/> UPS <input type="checkbox"/> FedEx <input type="checkbox"/> Courier	Tracking #		

Relinquished by: (Signature) 	Date: 9-21-22	Time: 1530	Received by: (Signature)	Trip Blank Received: 2 Yes/No <input checked="" type="checkbox"/> Yes <input type="checkbox"/> No HCl/ MeOH TBR	Temp: _____ °C	Bottles Received: 195	If preservation required by Login: Date/Time
Relinquished by: (Signature)	Date:	Time:	Received by: (Signature)	Date: 9/22/22	Time: 902	Hold:	Condition: NCF / OK

Company Name/Address: **Kinder Morgan- Atlanta, GA**
 Ten 10th Street NW
 Suite 1400
 Atlanta, GA 30309

Billing Information:
 Accounts Payable
 1000 Windward Concourse
 Ste 450
 Alpharetta, GA 30005

Report to: **Bethany Garvey**
 Email To: **bethany.garvey@jacobs.com; tom.wiley@jacobs.com**

Project Description: **Lewis Drive Groundwater**
 City/State Collected: _____ Please Circle: PT MT CT ET

Phone: **404-751-5651** Client Project # _____ Lab Project # **KINCH2MGA-LEWIS12**

Collected by (print): _____ Site/Facility ID # _____ P.O. # **WD1034492**

Collected by (signature): _____ **Rush?** (Lab MUST Be Notified)
 Same Day Five Day
 Next Day 5 Day (Rad Only)
 Two Day 10 Day (Rad Only)
 Three Day

Immediately Packed on Ice N ___ Y ___ Date Results Needed _____ No. of Cntrs _____

Sample ID	Comp/Grab	Matrix *	Depth	Date	Time	No. of Cntrs	Analysis / Container / Preservative	Chain of Custody
MW- 46 - 092022	G	GW		092022	1310	3	V8260BTEXMNSC-40mIAmb-HCl	Pace PEOPLE ADVANCING SCIENCE MT JULIET, TN 12065 Lebanon Rd Mount Juliet, TN 37122 Submitting a sample via this chain of custody constitutes acknowledgment and acceptance of the Pace Terms and Conditions found at: https://info.pacelabs.com/hubfs/pas-standard-terms.pdf SDG # L1538553 Table # _____ Acctnum: KINCH2MGA Template: T216192 Prelogin: P950434 PM: 526 - Chris McCord PB: 08 9/13/22 Shipped Via: FedEX Ground
MW- 60 - 092022		GW			1315		V8260BTEXMNSC-TB-40mIAmb-HCl-Bik	
MW- 56 - 092022		GW			1320			
MW- 57 - 092022		GW			1325			
MW- 45B - 092022		GW			1335			
MW- 11 - 092022		GW			1400			
MW- 63 - 092022		GW			1410			
MW- 58 - 092022		GW			1415			
MW- 59 - 092022		GW			1420			
MW- 62 - 092022		GW			1425			

Sample ID	Comp/Grab	Matrix *	Depth	Date	Time	No. of Cntrs	Analysis / Container / Preservative	Chain of Custody
MW- 46 - 092022	G	GW		092022	1310	3	V8260BTEXMNSC-40mIAmb-HCl	Pace PEOPLE ADVANCING SCIENCE MT JULIET, TN 12065 Lebanon Rd Mount Juliet, TN 37122 Submitting a sample via this chain of custody constitutes acknowledgment and acceptance of the Pace Terms and Conditions found at: https://info.pacelabs.com/hubfs/pas-standard-terms.pdf SDG # L1538553 Table # _____ Acctnum: KINCH2MGA Template: T216192 Prelogin: P950434 PM: 526 - Chris McCord PB: 08 9/13/22 Shipped Via: FedEX Ground
MW- 60 - 092022		GW			1315		V8260BTEXMNSC-TB-40mIAmb-HCl-Bik	
MW- 56 - 092022		GW			1320			
MW- 57 - 092022		GW			1325			
MW- 45B - 092022		GW			1335			
MW- 11 - 092022		GW			1400			
MW- 63 - 092022		GW			1410			
MW- 58 - 092022		GW			1415			
MW- 59 - 092022		GW			1420			
MW- 62 - 092022		GW			1425			

* Matrix: SS - Soil AIR - Air F - Filter
 GW - Groundwater B - Bioassay
 WW - WasteWater
 DW - Drinking Water
 OT - Other _____

Remarks: **V8260BTEXMN = BTEX, MTBE, Naphthalene, and 1,2-DCA.**

Samples returned via: UPS FedEx Courier _____ Tracking # _____

pH _____ Temp _____
 Flow _____ Other _____

Sample Receipt Checklist
 COC Seal Present/Intact: NP
 COC Signed/Accurate:
 Bottles arrive intact:
 Correct bottles used:
 Sufficient volume sent:
 If Applicable
 VOA Zero Headspace:
 Preservation Correct/Checked:
 RAD Screen <0.5 mR/hr:

Relinquished by: (Signature)	Date: 9-21-22	Time: 1530	Received by: (Signature) _____	Trip Blank Received: Yes / No HCL / MeOH TBR
Relinquished by: (Signature) _____	Date: _____	Time: _____	Received by: (Signature) _____	Temp: _____ °C Bottles Received: _____
Relinquished by: (Signature) _____	Date: _____	Time: _____	Received for lab by: (Signature)	Date: 9/22/22 Time: 900 Hold: _____ Condition: NCI / OK

Company Name/Address:
Kinder Morgan- Atlanta, GA
 Ten 10th Street NW
 Suite 1400
 Atlanta, GA 30309

Billing Information:
Accounts Payable
 1000 Windward Concourse
 Ste 450
 Alpharetta, GA 30005

Report to:
Bethany Garvey

Email To:
 bethany.garvey@jacobs.com;tom.wiley@jacobs

Project Description:
Lewis Drive Groundwater

City/State Collected:

Please Circle:
 PT MT CT ET

Phone: **404-751-5651**

Client Project #

Lab Project #
KINCH2MGA-LEWIS12

Collected by (print):

Site/Facility ID #

P.O. #
WD1034492

Collected by (signature):
 Immediately Packed on Ice N ___ Y ___

Rush? (Lab MUST Be Notified)
 ___ Same Day ___ Five Day
 ___ Next Day ___ 5 Day (Rad Only)
 ___ Two Day ___ 10 Day (Rad Only)
 ___ Three Day

Quote #
 Date Results Needed

Sample ID	Comp/Grab	Matrix *	Depth	Date	Time	No. of Cntrs
-----------	-----------	----------	-------	------	------	--------------

MW - 61B - 092022	G	GW		092022	1435	3
MW - 55 - 092022		GW			1445	
MW - 36 - 092022		GW			1450	
MW - 36 - D - 092022		GW			1455	
MW 36B - 092022		GW			1500	
AW IB01 - 092022		GW		092022	1440	
MW - 18 - 092122		GW		092122	0750	
MW - 01 - 092122		GW			0755	
MW - 16 - 092122		GW			0800	
MW - 06B - 092122		GW			0805	

Analysis / Container / Preservative	
V8260BTEXMNSC 40mlAmb-HCl	
V8260BTEXMNSC-TB-40mlAmb-HCl-Bk	

Chain of Custody Page 3 of 7

Pace
 PEOPLE ADVANCING SCIENCE

MT JULIET, TN
 12065 Lebanon Rd Mount Juliet, TN 37122
 Submitting a sample via this chain of custody constitutes acknowledgment and acceptance of the Pace Terms and Conditions found at: <https://info.pacelabs.com/hubs/pas-standard-terms.pdf>

SDG # **L1538553**

Table #

Acctnum: **KINCH2MGA**
 Template: **T216192**
 Prelogin: **P950434**
 PM: **526 - Chris McCord**
 PB: **08 9/13/22**

Shipped Via: **FedEX Ground**

Remarks | Sample # (lab only)

* Matrix:
 SS - Soil AIR - Air F - Filter
 GW - Groundwater B - Bioassay
 WW - WasteWater
 DW - Drinking Water
 OT - Other

Remarks: V8260BTEXMN = BTEX, MTBE, Naphthalene, and 1,2-DCA.

Samples returned via: ___ UPS ___ FedEx ___ Courier
 Tracking #

pH _____ Temp _____
 Flow _____ Other _____

Sample Receipt Checklist

COC Seal Present/Intact: ___ NP ___ N
 COC Signed/Accurate: ___ N ___ N
 Bottles arrive intact: ___ N ___ N
 Correct bottles used: ___ N ___ N
 Sufficient volume sent: ___ N ___ N
 If Applicable
 VOA Zero Headspace: ___ N ___ N
 Preservation Correct/Checked: ___ N ___ N
 RAD Screen <0.5 mR/hr: ___ N ___ N

Relinquished by: (Signature)	Date: 9-21-22	Time: 1530	Received by: (Signature)	Trip Blank Received: Yes / No HCL / MeOH TBR
Relinquished by: (Signature)	Date:	Time:	Received by: (Signature)	Temp: °C Bottles Received: If preservation required by Login: Date/Time
Relinquished by: (Signature)	Date:	Time:	Received for lab by: (Signature)	Date: 9/22/22 Time: 900 Hold: Condition: NCF / OK

Company Name/Address:

Kinder Morgan- Atlanta, GA

Ten 10th Street NW
Suite 1400
Atlanta, GA 30309

Report to:
Bethany Garvey

Project Description:
Lewis Drive Groundwater

Phone: **404-751-5651**

Client Project #

Lab Project #
KINCH2MGA-LEWIS12

Collected by (print):

Site/Facility ID #

P.O. #
WD1034492

Collected by (signature):

Rush? (Lab MUST Be Notified)

Quote #

Same Day Five Day
 Next Day 5 Day (Rad Only)
 Two Day 10 Day (Rad Only)
 Three Day

Date Results Needed

No. of Cntrs

Immediately Packed on Ice N ___ Y ___

Sample ID

Comp/Grab

Matrix *

Depth

Date

Time

MW -01B-09222
MW -04-09222
MW -53-09222
MW -27B-09222
MW -32-09222
MW -27-09222
MW -02-09222
MW -09B-09222
MW -09-09222
MW -33T-09222

G

GW

09222

0805

3

X

X

-30
-31
-32
-33
-34
-35
-36
-37
-38
-39

Billing Information:

Accounts Payable
1000 Windward Concourse
Ste 450
Alpharetta, GA 30005

Pres
Chk

Analysis / Container / Preservative

Chain of Custody Page 4 of 7



MT JULIET, TN

12065 Lebanon Rd Mount Juliet, TN 37122
Submitting a sample via this chain of custody constitutes acknowledgment and acceptance of the Pace Terms and Conditions found at: <https://info.pacelabs.com/hubs/pas-standard-terms.pdf>

SDG # **U1538553**

Table #

Acctnum: **KINCH2MGA**

Template: **T216192**

Prelogin: **P950434**

PM: **526 - Chris McCord**

PB: **OK 9/13/22**

Shipped Via: **FedEX Ground**

Remarks Sample # (lab only)

* Matrix:
SS - Soil AIR - Air F - Filter
GW - Groundwater B - Bioassay
WW - WasteWater
DW - Drinking Water
OT - Other

Remarks: **V8260BTEXMN = BTEX, MTBE, Naphthalene, and 1,2-DCA.**

pH _____ Temp _____

Flow _____ Other _____

Sample Receipt Checklist

COC Seal Present/Intact: NP N
COC Signed/Accurate: N
Bottles arrive intact: N
Correct bottles used: N
Sufficient volume sent: N
If Applicable
VOA Zero Headspace: N
Preservation Correct/Checked: N
RAD Screen <0.5 mR/hr: N

Samples returned via:

UPS FedEx Courier

Tracking #

Relinquished by: (Signature)

Date:

Time:

Received by: (Signature)

Trip Blank Received: Yes / No

HCL / MeOH
TBR

Relinquished by: (Signature)

Date:

Time:

Received by: (Signature)

Temp: _____ °C Bottles Received:

If preservation required by Login: Date/Time

Relinquished by: (Signature)

Date:

Time:

Received for lab by: (Signature)

Date: 9/22/22 Time: 9:00

Hold:

Condition:
NCF / OK

Company Name/Address:
Kinder Morgan- Atlanta, GA
 Ten 10th Street NW
 Suite 1400
 Atlanta, GA 30309

Billing Information:
 Accounts Payable
 1000 Windward Concourse
 Ste 450
 Alpharetta, GA 30005

Pres
 Chk

Analysis / Container / Preservative

Chain of Custody Page 5 of 7

Report to:
Bethany Garvey

Email To:
 bethany.garvey@jacobs.com;tom.wiley@jacobs

Project Description:
Lewis Drive Groundwater

City/State
 Collected:

Please Circle:
 PT MT CT ET

Phone: **404-751-5651**

Client Project #

Lab Project #
KINCH2MGA-LEWIS12

Collected by (print):

Site/Facility ID #

P.O. #
WD1034492

Collected by (signature):

Rush? (Lab MUST Be Notified)
 ___ Same Day ___ Five Day
 ___ Next Day ___ 5 Day (Rad Only)
 ___ Two Day ___ 10 Day (Rad Only)
 ___ Three Day

Quote #

Immediately
 Packed on Ice N ___ Y ___

Date Results Needed

No.
 of
 Cntrs

Sample ID	Comp/Grab	Matrix *	Depth	Date	Time	No. of Cntrs
-----------	-----------	----------	-------	------	------	--------------

MW-35-09222	G	GW		09222	0856	3
MW-50B-09222		GW			0855	
MW-33-09222		GW			0905	
MW-42-09222		GW			0900	
MW-14-09222		GW			0910	
MW-14B-09222		GW			0915	
MW-25-09222		GW			0926	
MW-25B-09222		GW			0910	
MW-41-09222		GW			0930	
MW-41D-09222	✓	GW		0935		

V8260BTEXMNSC 40mlAmb-HCl

V8260BTEXMNSC-TB-40mlAmb-HCl-Bik



MT JULIET, TN

12065 Lebanon Rd Mount Juliet, TN 37122
 Submitting a sample via this chain of custody constitutes acknowledgment and acceptance of the Pace Terms and Conditions found at: <https://info.pacelabs.com/hubs/pas-standard-terms.pdf>

SDG # **L1538553**

Table #

Acctnum: **KINCH2MGA**

Template: **T216192**

Prelogin: **P950434**

PM: **526 - Chris McCord**

PB: *9/13/22*

Shipped Via: **FedEX Ground**

Remarks | Sample # (lab only)

* Matrix:
 SS - Soil AIR - Air F - Filter
 GW - Groundwater B - Bioassay
 WW - WasteWater
 DW - Drinking Water
 OT - Other

Remarks: V8260BTEXMN = BTEX, MTBE, Naphthalene, and 1,2-DCA.

pH _____ Temp _____

Flow _____ Other _____

Sample Receipt Checklist

COC Seal Present/Intact: NP N
 COC Signed/Accurate: N
 Bottles arrive intact: N
 Correct bottles used: N
 Sufficient volume sent: N
 If Applicable
 VOA Zero Headspace: ✓ N
 Preservation Correct/Checked: ✓ N
 RAD Screen <0.5 mR/hr: ✓ N

Samples returned via:
 ___ UPS ___ FedEx ___ Courier

Tracking #

Relinquished by: (Signature) *[Signature]*

Date: **9-21-22** Time: **1530**

Received by: (Signature)

Trip Blank Received: Yes / No
 HCL / MeOH
 TBR

Relinquished by: (Signature)

Date: Time:

Received by: (Signature)

Temp: °C Bottles Received:

If preservation required by Login: Date/Time

Relinquished by: (Signature)

Date: Time:

Received for lab by: (Signature) *[Signature]*

Date: **9/22/22** Time: **9A**

Hold: Condition: **NCF / OK**

Ten 10th Street NW
Suite 1400
Atlanta, GA 30309

1000 Windward Concourse
Ste 450
Alpharetta, GA 30005

Report to:
Bethany Garvey

Email To:
bethany.garvey@jacobs.com;tom.wiley@jacobs

Project Description:
Lewis Drive Groundwater

City/State Collected:

Please Circle:
 PT MT CT ET

Phone: **404-751-5651**

Client Project #

Lab Project #
KINCH2MGA-LEWIS12

Collected by (print):

Site/Facility ID #

P.O. #
WD1034492

Collected by (signature):
 Immediately Packed on Ice N ___ Y ___

Rush? (Lab MUST Be Notified)
 ___ Same Day ___ Five Day
 ___ Next Day ___ 5 Day (Rad Only)
 ___ Two Day ___ 10 Day (Rad Only)
 ___ Three Day

Quote #
 Date Results Needed

Sample ID

Comp/Grab

Matrix *

Depth

Date

Time

No. of Cntrs

Sample ID	Comp/Grab	Matrix *	Depth	Date	Time	No. of Cntrs	Pres	Chk	Remarks	Sample # (lab only)
MW-40-092122	G	GW		092122	1035	3	X	X		60
MW-39-092122		GW			1040		X	X		61
MW-24-092122		GW			1045		X	X		62
MW-24B-092122		GW			1050		X	X		63
MW-15B-092122		GW			1055		X	X	MW-15B	64
FB01-092122		GW			1300		X	X		65
TB01-092122		GW			1310		X	X		66
TB02-092122	↓	GW		↓	1315		X	X		67
		GW								
		GW								

* Matrix:
 SS - Soil AIR - Air F - Filter
 GW - Groundwater B - Bioassay
 WW - WasteWater
 DW - Drinking Water
 OT - Other

Remarks: **V8260BTEXMN = BTEX, MTBE, Naphthalene, and 1,2-DCA.**

pH _____ Temp _____
 Flow _____ Other _____

Samples returned via:
 ___ UPS ___ FedEx ___ Courier

Tracking #

Sample Receipt Checklist	
COC Seal Present/Intact: <input checked="" type="checkbox"/> NP	Y/N
COC Signed/Accurate: <input checked="" type="checkbox"/>	Y/N
Bottles arrive intact: <input checked="" type="checkbox"/>	Y/N
Correct bottles used: <input checked="" type="checkbox"/>	Y/N
Sufficient volume sent: <input checked="" type="checkbox"/>	Y/N
If Applicable	
VOA Zero Headspace: <input checked="" type="checkbox"/>	Y/N
Preservation Correct/Checked: <input checked="" type="checkbox"/>	Y/N
RAD Screen <0.5 mR/hr: <input checked="" type="checkbox"/>	Y/N

Relinquished by: (Signature)

Date: **092122**

Time: **1530**

Received by: (Signature)

Trip Blank Received: Yes / No
 HCL / MeoH
 TBR

Relinquished by: (Signature)

Date:

Time:

Received by: (Signature)

Temp: °C Bottles Received:

If preservation required by Login: Date/Time

Relinquished by: (Signature)

Date:

Time:

Received for lab by: (Signature)

Date: **9/22/22** Time: **905**

Hold: Condition: **NCF OK**

L1538553

<u>Tracking Numbers</u>	<u>Temperature</u>
5882 7558 2113	RA7 1.3to=1.3
1 2102	RA7 4.2to=4.2

09/22-L1538553-NCF KINCH2MGA



R5

Time estimate: oh

Time spent: oh

Grouping date: 27 September 2022

Members

-  Cole Medley (responsible)
-  Christopher McCord

Due on ~~26 September 2022 5:00 PM~~ for target ~~Done~~ (Was done by Cole Medley at 27 September 2022 10:09 AM)

- Login Clarification needed
- Chain of custody is incomplete
- Please specify Metals requested
- Please specify TCLP requested
- Received additional samples not listed on COC
- Sample IDs on containers do not match IDs on COC
- Client did not "X" analysis
- Chain of Custody is missing
- If no COC: Received by: _____
- If no COC: Date/Time: _____
- If no COC: Temp./Cont.Rec./pH: _____
- If no COC: Carrier: _____
- If no COC: Tracking #: _____
- Client informed by call
- Client informed by Email
- Client informed by Voicemail
- Date/Time: 9/27/22
- PM initials: CM
- Client Contact: Bethany Garvey

Comments

- Cole Medley* 22 September 2022 6:04 PM

Did not receive ID: IB01_092022 09/20/22 1440
- Cole Medley* 27 September 2022 8:46 AM

Any Word?
- Christopher McCord* 27 September 2022 10:04 AM

Client informed that we did not receive this Trip Blank. ID is TB01.
- Cole Medley* 27 September 2022 10:09 AM

Done.

January 06, 2023

Revised Report

Kinder Morgan- Atlanta, GA

Sample Delivery Group: L1567757
Samples Received: 12/14/2022
Project Number:
Description: Lewis Drive Groundwater

Report To: Bethany Garvey
Ten 10th Street NW
Suite 1400
Atlanta, GA 30309

1 Cp

2 Tc

3 Ss

4 Cn

5 Sr

6 Qc

7 Gl

8 Al

9 Sc

Entire Report Reviewed By:



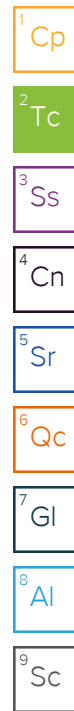
Chris McCord
Project Manager

Results relate only to the items tested or calibrated and are reported as rounded values. This test report shall not be reproduced, except in full, without written approval of the laboratory. Where applicable, sampling conducted by Pace Analytical National is performed per guidance provided in laboratory standard operating procedures ENV-SOP-MTJL-0067 and ENV-SOP-MTJL-0068. Where sampling conducted by the customer, results relate to the accuracy of the information provided, and as the samples are received.

Pace Analytical National12065 Lebanon Rd Mount Juliet, TN 37122 615-758-5858 800-767-5859 www.pacenational.com

TABLE OF CONTENTS

Cp: Cover Page	1
Tc: Table of Contents	2
Ss: Sample Summary	3
Cn: Case Narrative	7
Sr: Sample Results	8
MW-63-121322 L1567757-01	8
MW-58-121322 L1567757-02	9
MW-59-121322 L1567757-03	10
MW-62-121322 L1567757-04	11
MW-61B-121322 L1567757-05	12
MW-60-121322 L1567757-06	13
MW-57-121322 L1567757-07	14
MW-56-121322 L1567757-08	15
MW-23-121322 L1567757-09	16
MW-23-D-121322 L1567757-10	17
MW-20-121322 L1567757-11	18
MW-17B-121322 L1567757-12	19
MW-41-121322 L1567757-13	20
MW-40-121322 L1567757-14	21
MW-39-121322 L1567757-15	22
MW-15B-121322 L1567757-16	23
MW-37-121322 L1567757-17	24
MW-37-D-121322 L1567757-18	25
MW-38-121322 L1567757-19	26
MW-38B-121322 L1567757-20	27
MW-14-121322 L1567757-21	28
MW-14B-121322 L1567757-22	29
MW-09-121322 L1567757-23	30
MW-02-121322 L1567757-24	31
MW-18-121322 L1567757-25	32
MW-16-121322 L1567757-26	33
MW-36-121322 L1567757-27	34
FB01-121322 L1567757-28	35
TB01-121322 L1567757-29	36
Qc: Quality Control Summary	37
Volatile Organic Compounds (GC/MS) by Method 8260D	37
Gl: Glossary of Terms	41
Al: Accreditations & Locations	42
Sc: Sample Chain of Custody	43



SAMPLE SUMMARY

MW-63-121322 L1567757-01 GW

Collected by Alex Furness
 Collected date/time 12/13/22 10:45
 Received date/time 12/14/22 08:00

Method	Batch	Dilution	Preparation date/time	Analysis date/time	Analyst	Location
Volatile Organic Compounds (GC/MS) by Method 8260D	WG1977407	1	12/20/22 22:08	12/20/22 22:08	MGF	Mt. Juliet, TN

1 Cp

2 Tc

MW-58-121322 L1567757-02 GW

Collected by Alex Furness
 Collected date/time 12/13/22 10:55
 Received date/time 12/14/22 08:00

Method	Batch	Dilution	Preparation date/time	Analysis date/time	Analyst	Location
Volatile Organic Compounds (GC/MS) by Method 8260D	WG1977407	1	12/20/22 22:28	12/20/22 22:28	MGF	Mt. Juliet, TN

3 Ss

4 Cn

MW-59-121322 L1567757-03 GW

Collected by Alex Furness
 Collected date/time 12/13/22 11:05
 Received date/time 12/14/22 08:00

Method	Batch	Dilution	Preparation date/time	Analysis date/time	Analyst	Location
Volatile Organic Compounds (GC/MS) by Method 8260D	WG1977407	1	12/20/22 22:49	12/20/22 22:49	MGF	Mt. Juliet, TN

5 Sr

6 Qc

MW-62-121322 L1567757-04 GW

Collected by Alex Furness
 Collected date/time 12/13/22 11:10
 Received date/time 12/14/22 08:00

Method	Batch	Dilution	Preparation date/time	Analysis date/time	Analyst	Location
Volatile Organic Compounds (GC/MS) by Method 8260D	WG1977407	1	12/20/22 23:09	12/20/22 23:09	MGF	Mt. Juliet, TN

7 Gl

8 Al

MW-61B-121322 L1567757-05 GW

Collected by Alex Furness
 Collected date/time 12/13/22 11:20
 Received date/time 12/14/22 08:00

Method	Batch	Dilution	Preparation date/time	Analysis date/time	Analyst	Location
Volatile Organic Compounds (GC/MS) by Method 8260D	WG1977407	1	12/20/22 23:29	12/20/22 23:29	MGF	Mt. Juliet, TN

9 Sc

MW-60-121322 L1567757-06 GW

Collected by Alex Furness
 Collected date/time 12/13/22 12:15
 Received date/time 12/14/22 08:00

Method	Batch	Dilution	Preparation date/time	Analysis date/time	Analyst	Location
Volatile Organic Compounds (GC/MS) by Method 8260D	WG1977407	1	12/20/22 23:50	12/20/22 23:50	MGF	Mt. Juliet, TN

MW-57-121322 L1567757-07 GW

Collected by Alex Furness
 Collected date/time 12/13/22 12:20
 Received date/time 12/14/22 08:00

Method	Batch	Dilution	Preparation date/time	Analysis date/time	Analyst	Location
Volatile Organic Compounds (GC/MS) by Method 8260D	WG1977407	1	12/21/22 00:10	12/21/22 00:10	MGF	Mt. Juliet, TN

MW-56-121322 L1567757-08 GW

Collected by Alex Furness
 Collected date/time 12/13/22 12:30
 Received date/time 12/14/22 08:00

Method	Batch	Dilution	Preparation date/time	Analysis date/time	Analyst	Location
Volatile Organic Compounds (GC/MS) by Method 8260D	WG1977407	1	12/21/22 00:31	12/21/22 00:31	MGF	Mt. Juliet, TN

SAMPLE SUMMARY

MW-23-121322 L1567757-09 GW

Collected by Alex Furness
 Collected date/time 12/13/22 12:45
 Received date/time 12/14/22 08:00

Method	Batch	Dilution	Preparation date/time	Analysis date/time	Analyst	Location
Volatile Organic Compounds (GC/MS) by Method 8260D	WG1977407	10	12/21/22 05:39	12/21/22 05:39	MGF	Mt. Juliet, TN

1 Cp

2 Tc

MW-23-D-121322 L1567757-10 GW

Collected by Alex Furness
 Collected date/time 12/13/22 12:50
 Received date/time 12/14/22 08:00

Method	Batch	Dilution	Preparation date/time	Analysis date/time	Analyst	Location
Volatile Organic Compounds (GC/MS) by Method 8260D	WG1977407	10	12/21/22 05:59	12/21/22 05:59	MGF	Mt. Juliet, TN

3 Ss

4 Cn

5 Sr

MW-20-121322 L1567757-11 GW

Collected by Alex Furness
 Collected date/time 12/13/22 13:00
 Received date/time 12/14/22 08:00

Method	Batch	Dilution	Preparation date/time	Analysis date/time	Analyst	Location
Volatile Organic Compounds (GC/MS) by Method 8260D	WG1977407	100	12/21/22 06:20	12/21/22 06:20	MGF	Mt. Juliet, TN

6 Qc

7 Gl

8 Al

MW-17B-121322 L1567757-12 GW

Collected by Alex Furness
 Collected date/time 12/13/22 13:05
 Received date/time 12/14/22 08:00

Method	Batch	Dilution	Preparation date/time	Analysis date/time	Analyst	Location
Volatile Organic Compounds (GC/MS) by Method 8260D	WG1977407	20	12/21/22 06:40	12/21/22 06:40	MGF	Mt. Juliet, TN

9 Sc

MW-41-121322 L1567757-13 GW

Collected by Alex Furness
 Collected date/time 12/13/22 13:20
 Received date/time 12/14/22 08:00

Method	Batch	Dilution	Preparation date/time	Analysis date/time	Analyst	Location
Volatile Organic Compounds (GC/MS) by Method 8260D	WG1977407	1	12/21/22 00:51	12/21/22 00:51	MGF	Mt. Juliet, TN

MW-40-121322 L1567757-14 GW

Collected by Alex Furness
 Collected date/time 12/13/22 13:30
 Received date/time 12/14/22 08:00

Method	Batch	Dilution	Preparation date/time	Analysis date/time	Analyst	Location
Volatile Organic Compounds (GC/MS) by Method 8260D	WG1977407	1	12/21/22 01:12	12/21/22 01:12	MGF	Mt. Juliet, TN

MW-39-121322 L1567757-15 GW

Collected by Alex Furness
 Collected date/time 12/13/22 13:40
 Received date/time 12/14/22 08:00

Method	Batch	Dilution	Preparation date/time	Analysis date/time	Analyst	Location
Volatile Organic Compounds (GC/MS) by Method 8260D	WG1977407	1	12/21/22 01:32	12/21/22 01:32	MGF	Mt. Juliet, TN

MW-15B-121322 L1567757-16 GW

Collected by Alex Furness
 Collected date/time 12/13/22 13:45
 Received date/time 12/14/22 08:00

Method	Batch	Dilution	Preparation date/time	Analysis date/time	Analyst	Location
Volatile Organic Compounds (GC/MS) by Method 8260D	WG1977407	10	12/21/22 07:01	12/21/22 07:01	MGF	Mt. Juliet, TN

SAMPLE SUMMARY

MW-37-121322 L1567757-17 GW

Collected by Alex Furness
 Collected date/time 12/13/22 14:00
 Received date/time 12/14/22 08:00

Method	Batch	Dilution	Preparation date/time	Analysis date/time	Analyst	Location
Volatile Organic Compounds (GC/MS) by Method 8260D	WG1977407	1	12/21/22 01:53	12/21/22 01:53	MGF	Mt. Juliet, TN

1 Cp

2 Tc

MW-37-D-121322 L1567757-18 GW

Collected by Alex Furness
 Collected date/time 12/13/22 14:05
 Received date/time 12/14/22 08:00

Method	Batch	Dilution	Preparation date/time	Analysis date/time	Analyst	Location
Volatile Organic Compounds (GC/MS) by Method 8260D	WG1977407	1	12/21/22 02:13	12/21/22 02:13	MGF	Mt. Juliet, TN

3 Ss

4 Cn

MW-38-121322 L1567757-19 GW

Collected by Alex Furness
 Collected date/time 12/13/22 14:10
 Received date/time 12/14/22 08:00

Method	Batch	Dilution	Preparation date/time	Analysis date/time	Analyst	Location
Volatile Organic Compounds (GC/MS) by Method 8260D	WG1977407	10	12/21/22 07:21	12/21/22 07:21	MGF	Mt. Juliet, TN

5 Sr

6 Qc

MW-38B-121322 L1567757-20 GW

Collected by Alex Furness
 Collected date/time 12/13/22 14:15
 Received date/time 12/14/22 08:00

Method	Batch	Dilution	Preparation date/time	Analysis date/time	Analyst	Location
Volatile Organic Compounds (GC/MS) by Method 8260D	WG1977407	20	12/21/22 07:42	12/21/22 07:42	MGF	Mt. Juliet, TN

7 Gl

8 Al

MW-14-121322 L1567757-21 GW

Collected by Alex Furness
 Collected date/time 12/13/22 14:20
 Received date/time 12/14/22 08:00

Method	Batch	Dilution	Preparation date/time	Analysis date/time	Analyst	Location
Volatile Organic Compounds (GC/MS) by Method 8260D	WG1978245	1	12/22/22 00:08	12/22/22 00:08	DWR	Mt. Juliet, TN
Volatile Organic Compounds (GC/MS) by Method 8260D	WG1978694	1	12/22/22 16:17	12/22/22 16:17	ADM	Mt. Juliet, TN

9 Sc

MW-14B-121322 L1567757-22 GW

Collected by Alex Furness
 Collected date/time 12/13/22 14:25
 Received date/time 12/14/22 08:00

Method	Batch	Dilution	Preparation date/time	Analysis date/time	Analyst	Location
Volatile Organic Compounds (GC/MS) by Method 8260D	WG1978245	1	12/22/22 00:28	12/22/22 00:28	DWR	Mt. Juliet, TN
Volatile Organic Compounds (GC/MS) by Method 8260D	WG1978694	1	12/22/22 16:39	12/22/22 16:39	ADM	Mt. Juliet, TN

MW-09-121322 L1567757-23 GW

Collected by Alex Furness
 Collected date/time 12/13/22 14:35
 Received date/time 12/14/22 08:00

Method	Batch	Dilution	Preparation date/time	Analysis date/time	Analyst	Location
Volatile Organic Compounds (GC/MS) by Method 8260D	WG1978245	50	12/22/22 03:05	12/22/22 03:05	DWR	Mt. Juliet, TN

MW-02-121322 L1567757-24 GW

Collected by Alex Furness
 Collected date/time 12/13/22 14:45
 Received date/time 12/14/22 08:00

Method	Batch	Dilution	Preparation date/time	Analysis date/time	Analyst	Location
Volatile Organic Compounds (GC/MS) by Method 8260D	WG1978245	1	12/22/22 00:47	12/22/22 00:47	DWR	Mt. Juliet, TN

SAMPLE SUMMARY

MW-18-121322 L1567757-25 GW

Collected by: Alex Furness
 Collected date/time: 12/13/22 14:55
 Received date/time: 12/14/22 08:00

Method	Batch	Dilution	Preparation date/time	Analysis date/time	Analyst	Location
Volatile Organic Compounds (GC/MS) by Method 8260D	WG1978245	5	12/22/22 03:25	12/22/22 03:25	DWR	Mt. Juliet, TN
Volatile Organic Compounds (GC/MS) by Method 8260D	WG1978694	50	12/22/22 18:05	12/22/22 18:05	ADM	Mt. Juliet, TN



MW-16-121322 L1567757-26 GW

Collected by: Alex Furness
 Collected date/time: 12/13/22 15:05
 Received date/time: 12/14/22 08:00

Method	Batch	Dilution	Preparation date/time	Analysis date/time	Analyst	Location
Volatile Organic Compounds (GC/MS) by Method 8260D	WG1978694	20	12/22/22 18:26	12/22/22 18:26	ADM	Mt. Juliet, TN
Volatile Organic Compounds (GC/MS) by Method 8260D	WG1983629	50	01/05/23 13:05	01/05/23 13:05	ADM	Mt. Juliet, TN

MW-36-121322 L1567757-27 GW

Collected by: Alex Furness
 Collected date/time: 12/13/22 15:20
 Received date/time: 12/14/22 08:00

Method	Batch	Dilution	Preparation date/time	Analysis date/time	Analyst	Location
Volatile Organic Compounds (GC/MS) by Method 8260D	WG1978694	1	12/22/22 17:00	12/22/22 17:00	ADM	Mt. Juliet, TN

FB01-121322 L1567757-28 GW

Collected by: Alex Furness
 Collected date/time: 12/13/22 15:40
 Received date/time: 12/14/22 08:00

Method	Batch	Dilution	Preparation date/time	Analysis date/time	Analyst	Location
Volatile Organic Compounds (GC/MS) by Method 8260D	WG1978245	1	12/21/22 21:31	12/21/22 21:31	DWR	Mt. Juliet, TN

TB01-121322 L1567757-29 GW

Collected by: Alex Furness
 Collected date/time: 12/13/22 15:45
 Received date/time: 12/14/22 08:00

Method	Batch	Dilution	Preparation date/time	Analysis date/time	Analyst	Location
Volatile Organic Compounds (GC/MS) by Method 8260D	WG1978245	1	12/21/22 21:50	12/21/22 21:50	DWR	Mt. Juliet, TN

CASE NARRATIVE

All sample aliquots were received at the correct temperature, in the proper containers, with the appropriate preservatives, and within method specified holding times, unless qualified or notated within the report. Where applicable, all MDL (LOD) and RDL (LOQ) values reported for environmental samples have been corrected for the dilution factor used in the analysis. All Method and Batch Quality Control are within established criteria except where addressed in this case narrative, a non-conformance form or properly qualified within the sample results. By my digital signature below, I affirm to the best of my knowledge, all problems/anomalies observed by the laboratory as having the potential to affect the quality of the data have been identified by the laboratory, and no information or data have been knowingly withheld that would affect the quality of the data.



Chris McCord
Project Manager

- 1 Cp
- 2 Tc
- 3 Ss
- 4 Cn
- 5 Sr
- 6 Qc
- 7 Gl
- 8 Al
- 9 Sc

Report Revision History

Level II Report - Version 1: 12/23/22 16:16

Project Narrative

1/6/23: Revised to report additional dilution for Toluene on -26.

Volatile Organic Compounds (GC/MS) by Method 8260D

Analyte	Result	Qualifier	RDL	Dilution	Analysis date / time	Batch
Benzene	ND		1.00	1	12/20/2022 22:08	WG1977407
Toluene	ND		1.00	1	12/20/2022 22:08	WG1977407
Ethylbenzene	ND		1.00	1	12/20/2022 22:08	WG1977407
Total Xylenes	ND		3.00	1	12/20/2022 22:08	WG1977407
Methyl tert-butyl ether	ND		1.00	1	12/20/2022 22:08	WG1977407
Naphthalene	ND		5.00	1	12/20/2022 22:08	WG1977407
1,2-Dichloroethane	ND		1.00	1	12/20/2022 22:08	WG1977407
(S) Toluene-d8	96.4		80.0-120		12/20/2022 22:08	WG1977407
(S) 4-Bromofluorobenzene	97.9		77.0-126		12/20/2022 22:08	WG1977407
(S) 1,2-Dichloroethane-d4	89.3		70.0-130		12/20/2022 22:08	WG1977407

- 1 Cp
- 2 Tc
- 3 Ss
- 4 Cn
- 5 Sr
- 6 Qc
- 7 Gl
- 8 Al
- 9 Sc

Volatile Organic Compounds (GC/MS) by Method 8260D

Analyte	Result	Qualifier	RDL	Dilution	Analysis date / time	Batch
Benzene	ND		1.00	1	12/20/2022 22:28	WG1977407
Toluene	ND		1.00	1	12/20/2022 22:28	WG1977407
Ethylbenzene	ND		1.00	1	12/20/2022 22:28	WG1977407
Total Xylenes	ND		3.00	1	12/20/2022 22:28	WG1977407
Methyl tert-butyl ether	5.26		1.00	1	12/20/2022 22:28	WG1977407
Naphthalene	ND		5.00	1	12/20/2022 22:28	WG1977407
1,2-Dichloroethane	ND		1.00	1	12/20/2022 22:28	WG1977407
(S) Toluene-d8	97.6		80.0-120		12/20/2022 22:28	WG1977407
(S) 4-Bromofluorobenzene	98.8		77.0-126		12/20/2022 22:28	WG1977407
(S) 1,2-Dichloroethane-d4	90.6		70.0-130		12/20/2022 22:28	WG1977407

1 Cp

2 Tc

3 Ss

4 Cn

5 Sr

6 Qc

7 Gl

8 Al

9 Sc

Volatile Organic Compounds (GC/MS) by Method 8260D

Analyte	Result	Qualifier	RDL	Dilution	Analysis date / time	Batch
Benzene	ND		1.00	1	12/20/2022 22:49	WG1977407
Toluene	ND		1.00	1	12/20/2022 22:49	WG1977407
Ethylbenzene	ND		1.00	1	12/20/2022 22:49	WG1977407
Total Xylenes	ND		3.00	1	12/20/2022 22:49	WG1977407
Methyl tert-butyl ether	3.30		1.00	1	12/20/2022 22:49	WG1977407
Naphthalene	ND		5.00	1	12/20/2022 22:49	WG1977407
1,2-Dichloroethane	ND		1.00	1	12/20/2022 22:49	WG1977407
(S) Toluene-d8	98.6		80.0-120		12/20/2022 22:49	WG1977407
(S) 4-Bromofluorobenzene	99.3		77.0-126		12/20/2022 22:49	WG1977407
(S) 1,2-Dichloroethane-d4	88.8		70.0-130		12/20/2022 22:49	WG1977407

- 1 Cp
- 2 Tc
- 3 Ss
- 4 Cn
- 5 Sr
- 6 Qc
- 7 Gl
- 8 Al
- 9 Sc

Volatile Organic Compounds (GC/MS) by Method 8260D

Analyte	Result	Qualifier	RDL	Dilution	Analysis date / time	Batch
Benzene	ND		1.00	1	12/20/2022 23:09	WG1977407
Toluene	ND		1.00	1	12/20/2022 23:09	WG1977407
Ethylbenzene	ND		1.00	1	12/20/2022 23:09	WG1977407
Total Xylenes	ND		3.00	1	12/20/2022 23:09	WG1977407
Methyl tert-butyl ether	ND		1.00	1	12/20/2022 23:09	WG1977407
Naphthalene	ND		5.00	1	12/20/2022 23:09	WG1977407
1,2-Dichloroethane	ND		1.00	1	12/20/2022 23:09	WG1977407
(S) Toluene-d8	99.1		80.0-120		12/20/2022 23:09	WG1977407
(S) 4-Bromofluorobenzene	99.5		77.0-126		12/20/2022 23:09	WG1977407
(S) 1,2-Dichloroethane-d4	88.9		70.0-130		12/20/2022 23:09	WG1977407

- 1 Cp
- 2 Tc
- 3 Ss
- 4 Cn
- 5 Sr
- 6 Qc
- 7 Gl
- 8 Al
- 9 Sc

Volatile Organic Compounds (GC/MS) by Method 8260D

Analyte	Result	Qualifier	RDL	Dilution	Analysis date / time	Batch
Benzene	ND		1.00	1	12/20/2022 23:29	WG1977407
Toluene	ND		1.00	1	12/20/2022 23:29	WG1977407
Ethylbenzene	ND		1.00	1	12/20/2022 23:29	WG1977407
Total Xylenes	ND		3.00	1	12/20/2022 23:29	WG1977407
Methyl tert-butyl ether	ND		1.00	1	12/20/2022 23:29	WG1977407
Naphthalene	ND		5.00	1	12/20/2022 23:29	WG1977407
1,2-Dichloroethane	ND		1.00	1	12/20/2022 23:29	WG1977407
(S) Toluene-d8	98.9		80.0-120		12/20/2022 23:29	WG1977407
(S) 4-Bromofluorobenzene	99.7		77.0-126		12/20/2022 23:29	WG1977407
(S) 1,2-Dichloroethane-d4	88.3		70.0-130		12/20/2022 23:29	WG1977407

1 Cp

2 Tc

3 Ss

4 Cn

5 Sr

6 Qc

7 Gl

8 Al

9 Sc

Volatile Organic Compounds (GC/MS) by Method 8260D

Analyte	Result	Qualifier	RDL	Dilution	Analysis date / time	Batch
Benzene	ND		1.00	1	12/20/2022 23:50	WG1977407
Toluene	ND		1.00	1	12/20/2022 23:50	WG1977407
Ethylbenzene	ND		1.00	1	12/20/2022 23:50	WG1977407
Total Xylenes	ND		3.00	1	12/20/2022 23:50	WG1977407
Methyl tert-butyl ether	ND		1.00	1	12/20/2022 23:50	WG1977407
Naphthalene	ND		5.00	1	12/20/2022 23:50	WG1977407
1,2-Dichloroethane	ND		1.00	1	12/20/2022 23:50	WG1977407
(S) Toluene-d8	97.7		80.0-120		12/20/2022 23:50	WG1977407
(S) 4-Bromofluorobenzene	99.1		77.0-126		12/20/2022 23:50	WG1977407
(S) 1,2-Dichloroethane-d4	88.9		70.0-130		12/20/2022 23:50	WG1977407

- 1 Cp
- 2 Tc
- 3 Ss
- 4 Cn
- 5 Sr
- 6 Qc
- 7 Gl
- 8 Al
- 9 Sc

Volatile Organic Compounds (GC/MS) by Method 8260D

Analyte	Result	Qualifier	RDL	Dilution	Analysis date / time	Batch
Benzene	ND		1.00	1	12/21/2022 00:10	WG1977407
Toluene	ND		1.00	1	12/21/2022 00:10	WG1977407
Ethylbenzene	ND		1.00	1	12/21/2022 00:10	WG1977407
Total Xylenes	ND		3.00	1	12/21/2022 00:10	WG1977407
Methyl tert-butyl ether	1.81		1.00	1	12/21/2022 00:10	WG1977407
Naphthalene	ND		5.00	1	12/21/2022 00:10	WG1977407
1,2-Dichloroethane	ND		1.00	1	12/21/2022 00:10	WG1977407
(S) Toluene-d8	96.8		80.0-120		12/21/2022 00:10	WG1977407
(S) 4-Bromofluorobenzene	98.7		77.0-126		12/21/2022 00:10	WG1977407
(S) 1,2-Dichloroethane-d4	91.6		70.0-130		12/21/2022 00:10	WG1977407

- 1 Cp
- 2 Tc
- 3 Ss
- 4 Cn
- 5 Sr
- 6 Qc
- 7 Gl
- 8 Al
- 9 Sc

Volatile Organic Compounds (GC/MS) by Method 8260D

Analyte	Result	Qualifier	RDL	Dilution	Analysis date / time	Batch
Benzene	86.5		1.00	1	12/21/2022 00:31	WG1977407
Toluene	ND		1.00	1	12/21/2022 00:31	WG1977407
Ethylbenzene	ND		1.00	1	12/21/2022 00:31	WG1977407
Total Xylenes	5.49		3.00	1	12/21/2022 00:31	WG1977407
Methyl tert-butyl ether	77.5		1.00	1	12/21/2022 00:31	WG1977407
Naphthalene	ND		5.00	1	12/21/2022 00:31	WG1977407
1,2-Dichloroethane	ND		1.00	1	12/21/2022 00:31	WG1977407
(S) Toluene-d8	97.4		80.0-120		12/21/2022 00:31	WG1977407
(S) 4-Bromofluorobenzene	98.8		77.0-126		12/21/2022 00:31	WG1977407
(S) 1,2-Dichloroethane-d4	90.7		70.0-130		12/21/2022 00:31	WG1977407

- 1 Cp
- 2 Tc
- 3 Ss
- 4 Cn
- 5 Sr
- 6 Qc
- 7 Gl
- 8 Al
- 9 Sc

Volatile Organic Compounds (GC/MS) by Method 8260D

Analyte	Result	Qualifier	RDL	Dilution	Analysis date / time	Batch
Benzene	ND		10.0	10	12/21/2022 05:39	WG1977407
Toluene	ND		10.0	10	12/21/2022 05:39	WG1977407
Ethylbenzene	ND		10.0	10	12/21/2022 05:39	WG1977407
Total Xylenes	ND		30.0	10	12/21/2022 05:39	WG1977407
Methyl tert-butyl ether	ND		10.0	10	12/21/2022 05:39	WG1977407
Naphthalene	ND		50.0	10	12/21/2022 05:39	WG1977407
1,2-Dichloroethane	ND		10.0	10	12/21/2022 05:39	WG1977407
(S) Toluene-d8	98.3		80.0-120		12/21/2022 05:39	WG1977407
(S) 4-Bromofluorobenzene	99.1		77.0-126		12/21/2022 05:39	WG1977407
(S) 1,2-Dichloroethane-d4	90.7		70.0-130		12/21/2022 05:39	WG1977407

Sample Narrative:

L1567757-09 WG1977407: Lowest possible dilution due to sample matrix.

1 Cp

2 Tc

3 Ss

4 Cn

5 Sr

6 Qc

7 Gl

8 Al

9 Sc

Volatile Organic Compounds (GC/MS) by Method 8260D

Analyte	Result	Qualifier	RDL	Dilution	Analysis date / time	Batch
Benzene	ND		10.0	10	12/21/2022 05:59	WG1977407
Toluene	ND		10.0	10	12/21/2022 05:59	WG1977407
Ethylbenzene	ND		10.0	10	12/21/2022 05:59	WG1977407
Total Xylenes	ND		30.0	10	12/21/2022 05:59	WG1977407
Methyl tert-butyl ether	ND		10.0	10	12/21/2022 05:59	WG1977407
Naphthalene	ND		50.0	10	12/21/2022 05:59	WG1977407
1,2-Dichloroethane	ND		10.0	10	12/21/2022 05:59	WG1977407
(S) Toluene-d8	97.7		80.0-120		12/21/2022 05:59	WG1977407
(S) 4-Bromofluorobenzene	98.0		77.0-126		12/21/2022 05:59	WG1977407
(S) 1,2-Dichloroethane-d4	91.3		70.0-130		12/21/2022 05:59	WG1977407

Sample Narrative:

L1567757-10 WG1977407: Non-target compounds too high to run at a lower dilution.

1 Cp

2 Tc

3 Ss

4 Cn

5 Sr

6 Qc

7 Gl

8 Al

9 Sc

Volatile Organic Compounds (GC/MS) by Method 8260D

Analyte	Result ug/l	Qualifier	RDL ug/l	Dilution	Analysis date / time	Batch
Benzene	7580		100	100	12/21/2022 06:20	WG1977407
Toluene	16300		100	100	12/21/2022 06:20	WG1977407
Ethylbenzene	1060		100	100	12/21/2022 06:20	WG1977407
Total Xylenes	8520		300	100	12/21/2022 06:20	WG1977407
Methyl tert-butyl ether	ND		100	100	12/21/2022 06:20	WG1977407
Naphthalene	ND		500	100	12/21/2022 06:20	WG1977407
1,2-Dichloroethane	ND		100	100	12/21/2022 06:20	WG1977407
(S) Toluene-d8	98.4		80.0-120		12/21/2022 06:20	WG1977407
(S) 4-Bromofluorobenzene	101		77.0-126		12/21/2022 06:20	WG1977407
(S) 1,2-Dichloroethane-d4	90.5		70.0-130		12/21/2022 06:20	WG1977407

1 Cp

2 Tc

3 Ss

4 Cn

5 Sr

6 Qc

7 Gl

8 Al

9 Sc

Volatile Organic Compounds (GC/MS) by Method 8260D

Analyte	Result	Qualifier	RDL	Dilution	Analysis date / time	Batch
Benzene	3190		20.0	20	12/21/2022 06:40	WG1977407
Toluene	1300		20.0	20	12/21/2022 06:40	WG1977407
Ethylbenzene	441		20.0	20	12/21/2022 06:40	WG1977407
Total Xylenes	2420		60.0	20	12/21/2022 06:40	WG1977407
Methyl tert-butyl ether	80.6		20.0	20	12/21/2022 06:40	WG1977407
Naphthalene	116		100	20	12/21/2022 06:40	WG1977407
1,2-Dichloroethane	ND		20.0	20	12/21/2022 06:40	WG1977407
<i>(S) Toluene-d8</i>	97.1		80.0-120		12/21/2022 06:40	WG1977407
<i>(S) 4-Bromofluorobenzene</i>	98.9		77.0-126		12/21/2022 06:40	WG1977407
<i>(S) 1,2-Dichloroethane-d4</i>	89.4		70.0-130		12/21/2022 06:40	WG1977407

- 1 Cp
- 2 Tc
- 3 Ss
- 4 Cn
- 5 Sr
- 6 Qc
- 7 Gl
- 8 Al
- 9 Sc

Volatile Organic Compounds (GC/MS) by Method 8260D

Analyte	Result	Qualifier	RDL	Dilution	Analysis date / time	Batch
Benzene	ND		1.00	1	12/21/2022 00:51	WG1977407
Toluene	ND		1.00	1	12/21/2022 00:51	WG1977407
Ethylbenzene	ND		1.00	1	12/21/2022 00:51	WG1977407
Total Xylenes	ND		3.00	1	12/21/2022 00:51	WG1977407
Methyl tert-butyl ether	ND		1.00	1	12/21/2022 00:51	WG1977407
Naphthalene	ND		5.00	1	12/21/2022 00:51	WG1977407
1,2-Dichloroethane	ND		1.00	1	12/21/2022 00:51	WG1977407
(S) Toluene-d8	97.8		80.0-120		12/21/2022 00:51	WG1977407
(S) 4-Bromofluorobenzene	98.3		77.0-126		12/21/2022 00:51	WG1977407
(S) 1,2-Dichloroethane-d4	90.6		70.0-130		12/21/2022 00:51	WG1977407

- 1 Cp
- 2 Tc
- 3 Ss
- 4 Cn
- 5 Sr
- 6 Qc
- 7 Gl
- 8 Al
- 9 Sc

Volatile Organic Compounds (GC/MS) by Method 8260D

Analyte	Result	Qualifier	RDL	Dilution	Analysis date / time	Batch
Benzene	ND		1.00	1	12/21/2022 01:12	WG1977407
Toluene	ND		1.00	1	12/21/2022 01:12	WG1977407
Ethylbenzene	ND		1.00	1	12/21/2022 01:12	WG1977407
Total Xylenes	ND		3.00	1	12/21/2022 01:12	WG1977407
Methyl tert-butyl ether	ND		1.00	1	12/21/2022 01:12	WG1977407
Naphthalene	ND		5.00	1	12/21/2022 01:12	WG1977407
1,2-Dichloroethane	ND		1.00	1	12/21/2022 01:12	WG1977407
(S) Toluene-d8	96.8		80.0-120		12/21/2022 01:12	WG1977407
(S) 4-Bromofluorobenzene	98.2		77.0-126		12/21/2022 01:12	WG1977407
(S) 1,2-Dichloroethane-d4	88.9		70.0-130		12/21/2022 01:12	WG1977407

- 1 Cp
- 2 Tc
- 3 Ss
- 4 Cn
- 5 Sr
- 6 Qc
- 7 Gl
- 8 Al
- 9 Sc

Volatile Organic Compounds (GC/MS) by Method 8260D

Analyte	Result	Qualifier	RDL	Dilution	Analysis date / time	Batch
Benzene	ND		1.00	1	12/21/2022 01:32	WG1977407
Toluene	ND		1.00	1	12/21/2022 01:32	WG1977407
Ethylbenzene	ND		1.00	1	12/21/2022 01:32	WG1977407
Total Xylenes	ND		3.00	1	12/21/2022 01:32	WG1977407
Methyl tert-butyl ether	ND		1.00	1	12/21/2022 01:32	WG1977407
Naphthalene	ND		5.00	1	12/21/2022 01:32	WG1977407
1,2-Dichloroethane	ND		1.00	1	12/21/2022 01:32	WG1977407
(S) Toluene-d8	98.1		80.0-120		12/21/2022 01:32	WG1977407
(S) 4-Bromofluorobenzene	99.3		77.0-126		12/21/2022 01:32	WG1977407
(S) 1,2-Dichloroethane-d4	89.4		70.0-130		12/21/2022 01:32	WG1977407

- 1 Cp
- 2 Tc
- 3 Ss
- 4 Cn
- 5 Sr
- 6 Qc
- 7 Gl
- 8 Al
- 9 Sc

Volatile Organic Compounds (GC/MS) by Method 8260D

Analyte	Result	Qualifier	RDL	Dilution	Analysis date / time	Batch
Benzene	413		10.0	10	12/21/2022 07:01	WG1977407
Toluene	37.9		10.0	10	12/21/2022 07:01	WG1977407
Ethylbenzene	ND		10.0	10	12/21/2022 07:01	WG1977407
Total Xylenes	132		30.0	10	12/21/2022 07:01	WG1977407
Methyl tert-butyl ether	94.1		10.0	10	12/21/2022 07:01	WG1977407
Naphthalene	ND		50.0	10	12/21/2022 07:01	WG1977407
1,2-Dichloroethane	ND		10.0	10	12/21/2022 07:01	WG1977407
<i>(S) Toluene-d8</i>	96.1		80.0-120		12/21/2022 07:01	WG1977407
<i>(S) 4-Bromofluorobenzene</i>	98.4		77.0-126		12/21/2022 07:01	WG1977407
<i>(S) 1,2-Dichloroethane-d4</i>	89.9		70.0-130		12/21/2022 07:01	WG1977407

- 1 Cp
- 2 Tc
- 3 Ss
- 4 Cn
- 5 Sr
- 6 Qc
- 7 Gl
- 8 Al
- 9 Sc

Volatile Organic Compounds (GC/MS) by Method 8260D

Analyte	Result	Qualifier	RDL	Dilution	Analysis date / time	Batch
Benzene	2.78		1.00	1	12/21/2022 01:53	WG1977407
Toluene	ND		1.00	1	12/21/2022 01:53	WG1977407
Ethylbenzene	ND		1.00	1	12/21/2022 01:53	WG1977407
Total Xylenes	ND		3.00	1	12/21/2022 01:53	WG1977407
Methyl tert-butyl ether	7.61		1.00	1	12/21/2022 01:53	WG1977407
Naphthalene	ND		5.00	1	12/21/2022 01:53	WG1977407
1,2-Dichloroethane	ND		1.00	1	12/21/2022 01:53	WG1977407
(S) Toluene-d8	98.9		80.0-120		12/21/2022 01:53	WG1977407
(S) 4-Bromofluorobenzene	98.9		77.0-126		12/21/2022 01:53	WG1977407
(S) 1,2-Dichloroethane-d4	90.5		70.0-130		12/21/2022 01:53	WG1977407

1 Cp

2 Tc

3 Ss

4 Cn

5 Sr

6 Qc

7 Gl

8 Al

9 Sc

Volatile Organic Compounds (GC/MS) by Method 8260D

Analyte	Result	Qualifier	RDL	Dilution	Analysis date / time	Batch
Benzene	2.60		1.00	1	12/21/2022 02:13	WG1977407
Toluene	ND		1.00	1	12/21/2022 02:13	WG1977407
Ethylbenzene	ND		1.00	1	12/21/2022 02:13	WG1977407
Total Xylenes	ND		3.00	1	12/21/2022 02:13	WG1977407
Methyl tert-butyl ether	7.60		1.00	1	12/21/2022 02:13	WG1977407
Naphthalene	ND		5.00	1	12/21/2022 02:13	WG1977407
1,2-Dichloroethane	ND		1.00	1	12/21/2022 02:13	WG1977407
(S) Toluene-d8	96.6		80.0-120		12/21/2022 02:13	WG1977407
(S) 4-Bromofluorobenzene	98.9		77.0-126		12/21/2022 02:13	WG1977407
(S) 1,2-Dichloroethane-d4	90.6		70.0-130		12/21/2022 02:13	WG1977407

- 1 Cp
- 2 Tc
- 3 Ss
- 4 Cn
- 5 Sr
- 6 Qc
- 7 Gl
- 8 Al
- 9 Sc

Volatile Organic Compounds (GC/MS) by Method 8260D

Analyte	Result	Qualifier	RDL	Dilution	Analysis date / time	Batch
Benzene	38.7		10.0	10	12/21/2022 07:21	WG1977407
Toluene	ND		10.0	10	12/21/2022 07:21	WG1977407
Ethylbenzene	ND		10.0	10	12/21/2022 07:21	WG1977407
Total Xylenes	ND		30.0	10	12/21/2022 07:21	WG1977407
Methyl tert-butyl ether	47.4		10.0	10	12/21/2022 07:21	WG1977407
Naphthalene	ND		50.0	10	12/21/2022 07:21	WG1977407
1,2-Dichloroethane	ND		10.0	10	12/21/2022 07:21	WG1977407
(S) Toluene-d8	97.9		80.0-120		12/21/2022 07:21	WG1977407
(S) 4-Bromofluorobenzene	98.9		77.0-126		12/21/2022 07:21	WG1977407
(S) 1,2-Dichloroethane-d4	91.1		70.0-130		12/21/2022 07:21	WG1977407

Sample Narrative:

L1567757-19 WG1977407: Non-target compounds too high to run at a lower dilution.

1 Cp

2 Tc

3 Ss

4 Cn

5 Sr

6 Qc

7 Gl

8 Al

9 Sc

Volatile Organic Compounds (GC/MS) by Method 8260D

Analyte	Result	Qualifier	RDL	Dilution	Analysis date / time	Batch
Benzene	ND		20.0	20	12/21/2022 07:42	WG1977407
Toluene	ND		20.0	20	12/21/2022 07:42	WG1977407
Ethylbenzene	ND		20.0	20	12/21/2022 07:42	WG1977407
Total Xylenes	ND		60.0	20	12/21/2022 07:42	WG1977407
Methyl tert-butyl ether	71.2		20.0	20	12/21/2022 07:42	WG1977407
Naphthalene	ND		100	20	12/21/2022 07:42	WG1977407
1,2-Dichloroethane	ND		20.0	20	12/21/2022 07:42	WG1977407
<i>(S) Toluene-d8</i>	96.8		80.0-120		12/21/2022 07:42	WG1977407
<i>(S) 4-Bromofluorobenzene</i>	97.1		77.0-126		12/21/2022 07:42	WG1977407
<i>(S) 1,2-Dichloroethane-d4</i>	88.6		70.0-130		12/21/2022 07:42	WG1977407

Sample Narrative:

L1567757-20 WG1977407: Non-target compounds too high to run at a lower dilution.

1 Cp

2 Tc

3 Ss

4 Cn

5 Sr

6 Qc

7 Gl

8 Al

9 Sc

Volatile Organic Compounds (GC/MS) by Method 8260D

Analyte	Result	Qualifier	RDL	Dilution	Analysis date / time	Batch
Benzene	ND		1.00	1	12/22/2022 00:08	WG1978245
Toluene	ND		1.00	1	12/22/2022 00:08	WG1978245
Ethylbenzene	ND		1.00	1	12/22/2022 00:08	WG1978245
Total Xylenes	ND		3.00	1	12/22/2022 00:08	WG1978245
Methyl tert-butyl ether	1.50		1.00	1	12/22/2022 16:17	WG1978694
Naphthalene	ND		5.00	1	12/22/2022 00:08	WG1978245
1,2-Dichloroethane	ND		1.00	1	12/22/2022 00:08	WG1978245
(S) Toluene-d8	95.3		80.0-120		12/22/2022 00:08	WG1978245
(S) Toluene-d8	110		80.0-120		12/22/2022 16:17	WG1978694
(S) 4-Bromofluorobenzene	98.4		77.0-126		12/22/2022 00:08	WG1978245
(S) 4-Bromofluorobenzene	103		77.0-126		12/22/2022 16:17	WG1978694
(S) 1,2-Dichloroethane-d4	109		70.0-130		12/22/2022 00:08	WG1978245
(S) 1,2-Dichloroethane-d4	95.2		70.0-130		12/22/2022 16:17	WG1978694

1 Cp

2 Tc

3 Ss

4 Cn

5 Sr

6 Qc

7 Gl

8 Al

9 Sc

Volatile Organic Compounds (GC/MS) by Method 8260D

Analyte	Result	Qualifier	RDL	Dilution	Analysis date / time	Batch
Benzene	1.49		1.00	1	12/22/2022 00:28	WG1978245
Toluene	ND		1.00	1	12/22/2022 00:28	WG1978245
Ethylbenzene	ND		1.00	1	12/22/2022 00:28	WG1978245
Total Xylenes	ND		3.00	1	12/22/2022 00:28	WG1978245
Methyl tert-butyl ether	11.2		1.00	1	12/22/2022 16:39	WG1978694
Naphthalene	ND		5.00	1	12/22/2022 00:28	WG1978245
1,2-Dichloroethane	ND		1.00	1	12/22/2022 00:28	WG1978245
(S) Toluene-d8	97.6		80.0-120		12/22/2022 00:28	WG1978245
(S) Toluene-d8	114		80.0-120		12/22/2022 16:39	WG1978694
(S) 4-Bromofluorobenzene	100		77.0-126		12/22/2022 00:28	WG1978245
(S) 4-Bromofluorobenzene	102		77.0-126		12/22/2022 16:39	WG1978694
(S) 1,2-Dichloroethane-d4	110		70.0-130		12/22/2022 00:28	WG1978245
(S) 1,2-Dichloroethane-d4	88.9		70.0-130		12/22/2022 16:39	WG1978694

1 Cp

2 Tc

3 Ss

4 Cn

5 Sr

6 Qc

7 Gl

8 Al

9 Sc

Volatile Organic Compounds (GC/MS) by Method 8260D

Analyte	Result	Qualifier	RDL	Dilution	Analysis date / time	Batch
Benzene	ND		50.0	50	12/22/2022 03:05	WG1978245
Toluene	ND		50.0	50	12/22/2022 03:05	WG1978245
Ethylbenzene	228		50.0	50	12/22/2022 03:05	WG1978245
Total Xylenes	1230		150	50	12/22/2022 03:05	WG1978245
Methyl tert-butyl ether	ND	J4	50.0	50	12/22/2022 03:05	WG1978245
Naphthalene	ND		250	50	12/22/2022 03:05	WG1978245
1,2-Dichloroethane	ND		50.0	50	12/22/2022 03:05	WG1978245
(S) Toluene-d8	98.2		80.0-120		12/22/2022 03:05	WG1978245
(S) 4-Bromofluorobenzene	100		77.0-126		12/22/2022 03:05	WG1978245
(S) 1,2-Dichloroethane-d4	108		70.0-130		12/22/2022 03:05	WG1978245

Sample Narrative:

L1567757-23 WG1978245: Target compounds too high to run at a lower dilution.

- 1 Cp
- 2 Tc
- 3 Ss
- 4 Cn
- 5 Sr
- 6 Qc
- 7 Gl
- 8 Al
- 9 Sc

Volatile Organic Compounds (GC/MS) by Method 8260D

Analyte	Result	Qualifier	RDL	Dilution	Analysis date / time	Batch
Benzene	5.25		1.00	1	12/22/2022 00:47	WG1978245
Toluene	ND		1.00	1	12/22/2022 00:47	WG1978245
Ethylbenzene	40.5		1.00	1	12/22/2022 00:47	WG1978245
Total Xylenes	90.8		3.00	1	12/22/2022 00:47	WG1978245
Methyl tert-butyl ether	ND	J4	1.00	1	12/22/2022 00:47	WG1978245
Naphthalene	25.3		5.00	1	12/22/2022 00:47	WG1978245
1,2-Dichloroethane	ND		1.00	1	12/22/2022 00:47	WG1978245
(S) Toluene-d8	95.6		80.0-120		12/22/2022 00:47	WG1978245
(S) 4-Bromofluorobenzene	99.2		77.0-126		12/22/2022 00:47	WG1978245
(S) 1,2-Dichloroethane-d4	108		70.0-130		12/22/2022 00:47	WG1978245

- 1 Cp
- 2 Tc
- 3 Ss
- 4 Cn
- 5 Sr
- 6 Qc
- 7 Gl
- 8 Al
- 9 Sc

Volatile Organic Compounds (GC/MS) by Method 8260D

Analyte	Result	Qualifier	RDL	Dilution	Analysis date / time	Batch
Benzene	160		5.00	5	12/22/2022 03:25	WG1978245
Toluene	4150		50.0	50	12/22/2022 18:05	WG1978694
Ethylbenzene	127		5.00	5	12/22/2022 03:25	WG1978245
Total Xylenes	786		15.0	5	12/22/2022 03:25	WG1978245
Methyl tert-butyl ether	50.9		50.0	50	12/22/2022 18:05	WG1978694
Naphthalene	99.0		25.0	5	12/22/2022 03:25	WG1978245
1,2-Dichloroethane	ND		5.00	5	12/22/2022 03:25	WG1978245
<i>(S) Toluene-d8</i>	98.4		80.0-120		12/22/2022 03:25	WG1978245
<i>(S) Toluene-d8</i>	108		80.0-120		12/22/2022 18:05	WG1978694
<i>(S) 4-Bromofluorobenzene</i>	99.4		77.0-126		12/22/2022 03:25	WG1978245
<i>(S) 4-Bromofluorobenzene</i>	102		77.0-126		12/22/2022 18:05	WG1978694
<i>(S) 1,2-Dichloroethane-d4</i>	108		70.0-130		12/22/2022 03:25	WG1978245
<i>(S) 1,2-Dichloroethane-d4</i>	86.3		70.0-130		12/22/2022 18:05	WG1978694

- 1 Cp
- 2 Tc
- 3 Ss
- 4 Cn
- 5 Sr
- 6 Qc
- 7 Gl
- 8 Al
- 9 Sc

Volatile Organic Compounds (GC/MS) by Method 8260D

Analyte	Result	Qualifier	RDL	Dilution	Analysis date / time	Batch
Benzene	449		20.0	20	12/22/2022 18:26	WG1978694
Toluene	6270	E	20.0	20	12/22/2022 18:26	WG1978694
Toluene	5560	Q	50.0	50	01/05/2023 13:05	WG1983629
Ethylbenzene	207		20.0	20	12/22/2022 18:26	WG1978694
Total Xylenes	1620		60.0	20	12/22/2022 18:26	WG1978694
Methyl tert-butyl ether	159		20.0	20	12/22/2022 18:26	WG1978694
Naphthalene	174		100	20	12/22/2022 18:26	WG1978694
1,2-Dichloroethane	ND		20.0	20	12/22/2022 18:26	WG1978694
(S) Toluene-d8	108		80.0-120		12/22/2022 18:26	WG1978694
(S) Toluene-d8	98.3		80.0-120		01/05/2023 13:05	WG1983629
(S) 4-Bromofluorobenzene	97.1		77.0-126		12/22/2022 18:26	WG1978694
(S) 4-Bromofluorobenzene	96.9		77.0-126		01/05/2023 13:05	WG1983629
(S) 1,2-Dichloroethane-d4	89.3		70.0-130		12/22/2022 18:26	WG1978694
(S) 1,2-Dichloroethane-d4	122		70.0-130		01/05/2023 13:05	WG1983629

1 Cp

2 Tc

3 Ss

4 Cn

5 Sr

6 Qc

7 Gl

8 Al

9 Sc

Volatile Organic Compounds (GC/MS) by Method 8260D

Analyte	Result	Qualifier	RDL	Dilution	Analysis date / time	Batch
Benzene	ND		1.00	1	12/22/2022 17:00	WG1978694
Toluene	ND		1.00	1	12/22/2022 17:00	WG1978694
Ethylbenzene	ND		1.00	1	12/22/2022 17:00	WG1978694
Total Xylenes	ND		3.00	1	12/22/2022 17:00	WG1978694
Methyl tert-butyl ether	ND		1.00	1	12/22/2022 17:00	WG1978694
Naphthalene	ND		5.00	1	12/22/2022 17:00	WG1978694
1,2-Dichloroethane	ND		1.00	1	12/22/2022 17:00	WG1978694
(S) Toluene-d8	121	<u>J1</u>	80.0-120		12/22/2022 17:00	WG1978694
(S) 4-Bromofluorobenzene	87.6		77.0-126		12/22/2022 17:00	WG1978694
(S) 1,2-Dichloroethane-d4	80.7		70.0-130		12/22/2022 17:00	WG1978694

- 1 Cp
- 2 Tc
- 3 Ss
- 4 Cn
- 5 Sr
- 6 Qc
- 7 Gl
- 8 Al
- 9 Sc

Volatile Organic Compounds (GC/MS) by Method 8260D

Analyte	Result	Qualifier	RDL	Dilution	Analysis date / time	Batch
Benzene	ND		1.00	1	12/21/2022 21:31	WG1978245
Toluene	ND		1.00	1	12/21/2022 21:31	WG1978245
Ethylbenzene	ND		1.00	1	12/21/2022 21:31	WG1978245
Total Xylenes	ND		3.00	1	12/21/2022 21:31	WG1978245
Methyl tert-butyl ether	ND	J4	1.00	1	12/21/2022 21:31	WG1978245
Naphthalene	ND		5.00	1	12/21/2022 21:31	WG1978245
1,2-Dichloroethane	ND		1.00	1	12/21/2022 21:31	WG1978245
(S) Toluene-d8	98.0		80.0-120		12/21/2022 21:31	WG1978245
(S) 4-Bromofluorobenzene	101		77.0-126		12/21/2022 21:31	WG1978245
(S) 1,2-Dichloroethane-d4	111		70.0-130		12/21/2022 21:31	WG1978245

- 1 Cp
- 2 Tc
- 3 Ss
- 4 Cn
- 5 Sr
- 6 Qc
- 7 Gl
- 8 Al
- 9 Sc

Volatile Organic Compounds (GC/MS) by Method 8260D

Analyte	Result	Qualifier	RDL	Dilution	Analysis date / time	Batch
Benzene	ND		1.00	1	12/21/2022 21:50	WG1978245
Toluene	ND		1.00	1	12/21/2022 21:50	WG1978245
Ethylbenzene	ND		1.00	1	12/21/2022 21:50	WG1978245
Total Xylenes	ND		3.00	1	12/21/2022 21:50	WG1978245
Methyl tert-butyl ether	ND	J4	1.00	1	12/21/2022 21:50	WG1978245
Naphthalene	ND		5.00	1	12/21/2022 21:50	WG1978245
1,2-Dichloroethane	ND		1.00	1	12/21/2022 21:50	WG1978245
(S) Toluene-d8	98.1		80.0-120		12/21/2022 21:50	WG1978245
(S) 4-Bromofluorobenzene	101		77.0-126		12/21/2022 21:50	WG1978245
(S) 1,2-Dichloroethane-d4	108		70.0-130		12/21/2022 21:50	WG1978245

- 1 Cp
- 2 Tc
- 3 Ss
- 4 Cn
- 5 Sr
- 6 Qc
- 7 Gl
- 8 Al
- 9 Sc

Method Blank (MB)

(MB) R3874322-3 12/20/22 21:47

Analyte	MB Result	MB Qualifier	MB MDL	MB RDL
	ug/l		ug/l	ug/l
Benzene	U		0.0941	1.00
Toluene	U		0.278	1.00
Ethylbenzene	U		0.137	1.00
Xylenes, Total	U		0.174	3.00
Methyl tert-butyl ether	U		0.101	1.00
Naphthalene	U		1.00	5.00
1,2-Dichloroethane	U		0.0819	1.00
(S) Toluene-d8	97.4			80.0-120
(S) 4-Bromofluorobenzene	99.2			77.0-126
(S) 1,2-Dichloroethane-d4	87.4			70.0-130

Laboratory Control Sample (LCS) • Laboratory Control Sample Duplicate (LCSD)

(LCS) R3874322-1 12/20/22 20:47 • (LCSD) R3874322-2 12/20/22 21:07

Analyte	Spike Amount	LCS Result	LCSD Result	LCS Rec.	LCSD Rec.	Rec. Limits	LCS Qualifier	LCSD Qualifier	RPD	RPD Limits
	ug/l	ug/l	ug/l	%	%	%			%	%
Benzene	5.00	4.62	5.06	92.4	101	70.0-130			9.09	20
Toluene	5.00	4.16	4.47	83.2	89.4	70.0-130			7.18	20
Ethylbenzene	5.00	4.07	4.41	81.4	88.2	70.0-130			8.02	20
Xylenes, Total	15.0	12.3	13.2	82.0	88.0	70.0-130			7.06	20
Methyl tert-butyl ether	5.00	4.52	4.58	90.4	91.6	70.0-130			1.32	20
Naphthalene	5.00	4.11	4.26	82.2	85.2	70.0-130			3.58	20
1,2-Dichloroethane	5.00	4.12	4.30	82.4	86.0	70.0-130			4.28	20
(S) Toluene-d8				97.2	94.6	80.0-120				
(S) 4-Bromofluorobenzene				99.6	96.8	77.0-126				
(S) 1,2-Dichloroethane-d4				88.8	89.4	70.0-130				

¹Cp

²Tc

³Ss

⁴Cn

⁵Sr

⁶Qc

⁷Gl

⁸Al

⁹Sc

Method Blank (MB)

(MB) R3874799-3 12/21/22 20:52

Analyte	MB Result	MB Qualifier	MB MDL	MB RDL
	ug/l		ug/l	ug/l
Benzene	U		0.0941	1.00
Toluene	U		0.278	1.00
Ethylbenzene	U		0.137	1.00
Xylenes, Total	U		0.174	3.00
Methyl tert-butyl ether	U		0.101	1.00
Naphthalene	U		1.00	5.00
1,2-Dichloroethane	U		0.0819	1.00
(S) Toluene-d8	99.5			80.0-120
(S) 4-Bromofluorobenzene	97.1			77.0-126
(S) 1,2-Dichloroethane-d4	102			70.0-130

Laboratory Control Sample (LCS) • Laboratory Control Sample Duplicate (LCSD)

(LCS) R3874799-1 12/21/22 19:33 • (LCSD) R3874799-2 12/21/22 19:53

Analyte	Spike Amount	LCS Result	LCSD Result	LCS Rec.	LCSD Rec.	Rec. Limits	LCS Qualifier	LCSD Qualifier	RPD	RPD Limits
	ug/l	ug/l	ug/l	%	%	%			%	%
Benzene	5.00	4.83	4.72	96.6	94.4	70.0-130			2.30	20
Toluene	5.00	4.77	4.64	95.4	92.8	70.0-130			2.76	20
Ethylbenzene	5.00	5.06	4.89	101	97.8	70.0-130			3.42	20
Xylenes, Total	15.0	15.5	15.2	103	101	70.0-130			1.95	20
Methyl tert-butyl ether	5.00	7.05	7.14	141	143	70.0-130	J4	J4	1.27	20
Naphthalene	5.00	4.41	4.17	88.2	83.4	70.0-130			5.59	20
1,2-Dichloroethane	5.00	4.88	4.82	97.6	96.4	70.0-130			1.24	20
(S) Toluene-d8				96.8	93.1	80.0-120				
(S) 4-Bromofluorobenzene				98.0	98.7	77.0-126				
(S) 1,2-Dichloroethane-d4				108	112	70.0-130				

1 Cp

2 Tc

3 Ss

4 Cn

5 Sr

6 Qc

7 Gl

8 Al

9 Sc

Method Blank (MB)

(MB) R3875253-3 12/22/22 15:13

Analyte	MB Result	MB Qualifier	MB MDL	MB RDL
	ug/l		ug/l	ug/l
Benzene	U		0.0941	1.00
Toluene	U		0.278	1.00
Ethylbenzene	U		0.137	1.00
Xylenes, Total	U		0.174	3.00
Methyl tert-butyl ether	U		0.101	1.00
Naphthalene	U		1.00	5.00
1,2-Dichloroethane	U		0.0819	1.00
(S) Toluene-d8	111			80.0-120
(S) 4-Bromofluorobenzene	100			77.0-126
(S) 1,2-Dichloroethane-d4	92.1			70.0-130

Laboratory Control Sample (LCS) • Laboratory Control Sample Duplicate (LCSD)

(LCS) R3875253-1 12/22/22 14:08 • (LCSD) R3875253-2 12/22/22 14:30

Analyte	Spike Amount	LCS Result	LCSD Result	LCS Rec.	LCSD Rec.	Rec. Limits	LCS Qualifier	LCSD Qualifier	RPD	RPD Limits
	ug/l	ug/l	ug/l	%	%	%			%	%
Benzene	5.00	5.05	5.40	101	108	70.0-130			6.70	20
Toluene	5.00	5.69	5.83	114	117	70.0-130			2.43	20
Ethylbenzene	5.00	5.22	4.97	104	99.4	70.0-130			4.91	20
Xylenes, Total	15.0	15.9	16.1	106	107	70.0-130			1.25	20
Methyl tert-butyl ether	5.00	5.17	5.13	103	103	70.0-130			0.777	20
Naphthalene	5.00	5.40	4.42	108	88.4	70.0-130			20.0	20
1,2-Dichloroethane	5.00	4.80	4.97	96.0	99.4	70.0-130			3.48	20
(S) Toluene-d8				110	106	80.0-120				
(S) 4-Bromofluorobenzene				103	98.5	77.0-126				
(S) 1,2-Dichloroethane-d4				86.9	88.8	70.0-130				

¹Cp

²Tc

³Ss

⁴Cn

⁵Sr

⁶Qc

⁷Gl

⁸Al

⁹Sc

Method Blank (MB)

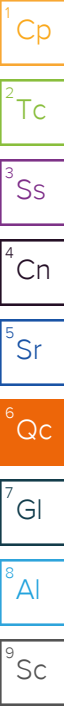
(MB) R3878333-3 01/05/23 10:35

Analyte	MB Result ug/l	MB Qualifier	MB MDL ug/l	MB RDL ug/l
Toluene	U		0.278	1.00
(S) Toluene-d8	98.3			80.0-120
(S) 4-Bromofluorobenzene	96.1			77.0-126
(S) 1,2-Dichloroethane-d4	118			70.0-130

Laboratory Control Sample (LCS) • Laboratory Control Sample Duplicate (LCSD)

(LCS) R3878333-1 01/05/23 09:30 • (LCSD) R3878333-2 01/05/23 09:52

Analyte	Spike Amount ug/l	LCS Result ug/l	LCSD Result ug/l	LCS Rec. %	LCSD Rec. %	Rec. Limits %	LCS Qualifier	LCSD Qualifier	RPD %	RPD Limits %
Toluene	5.00	4.41	4.30	88.2	86.0	70.0-130			2.53	20
(S) Toluene-d8				98.8	98.8	80.0-120				
(S) 4-Bromofluorobenzene				98.7	99.0	77.0-126				
(S) 1,2-Dichloroethane-d4				121	122	70.0-130				



GLOSSARY OF TERMS

Guide to Reading and Understanding Your Laboratory Report

The information below is designed to better explain the various terms used in your report of analytical results from the Laboratory. This is not intended as a comprehensive explanation, and if you have additional questions please contact your project representative.

Results Disclaimer - Information that may be provided by the customer, and contained within this report, include Permit Limits, Project Name, Sample ID, Sample Matrix, Sample Preservation, Field Blanks, Field Spikes, Field Duplicates, On-Site Data, Sampling Collection Dates/Times, and Sampling Location. Results relate to the accuracy of this information provided, and as the samples are received.

Abbreviations and Definitions

MDL	Method Detection Limit.
ND	Not detected at the Reporting Limit (or MDL where applicable).
RDL	Reported Detection Limit.
Rec.	Recovery.
RPD	Relative Percent Difference.
SDG	Sample Delivery Group.
(S)	Surrogate (Surrogate Standard) - Analytes added to every blank, sample, Laboratory Control Sample/Duplicate and Matrix Spike/Duplicate; used to evaluate analytical efficiency by measuring recovery. Surrogates are not expected to be detected in all environmental media.
U	Not detected at the Reporting Limit (or MDL where applicable).
Analyte	The name of the particular compound or analysis performed. Some Analyses and Methods will have multiple analytes reported.
Dilution	If the sample matrix contains an interfering material, the sample preparation volume or weight values differ from the standard, or if concentrations of analytes in the sample are higher than the highest limit of concentration that the laboratory can accurately report, the sample may be diluted for analysis. If a value different than 1 is used in this field, the result reported has already been corrected for this factor.
Limits	These are the target % recovery ranges or % difference value that the laboratory has historically determined as normal for the method and analyte being reported. Successful QC Sample analysis will target all analytes recovered or duplicated within these ranges.
Qualifier	This column provides a letter and/or number designation that corresponds to additional information concerning the result reported. If a Qualifier is present, a definition per Qualifier is provided within the Glossary and Definitions page and potentially a discussion of possible implications of the Qualifier in the Case Narrative if applicable.
Result	The actual analytical final result (corrected for any sample specific characteristics) reported for your sample. If there was no measurable result returned for a specific analyte, the result in this column may state "ND" (Not Detected) or "BDL" (Below Detectable Levels). The information in the results column should always be accompanied by either an MDL (Method Detection Limit) or RDL (Reporting Detection Limit) that defines the lowest value that the laboratory could detect or report for this analyte.
Uncertainty (Radiochemistry)	Confidence level of 2 sigma.
Case Narrative (Cn)	A brief discussion about the included sample results, including a discussion of any non-conformances to protocol observed either at sample receipt by the laboratory from the field or during the analytical process. If present, there will be a section in the Case Narrative to discuss the meaning of any data qualifiers used in the report.
Quality Control Summary (Qc)	This section of the report includes the results of the laboratory quality control analyses required by procedure or analytical methods to assist in evaluating the validity of the results reported for your samples. These analyses are not being performed on your samples typically, but on laboratory generated material.
Sample Chain of Custody (Sc)	This is the document created in the field when your samples were initially collected. This is used to verify the time and date of collection, the person collecting the samples, and the analyses that the laboratory is requested to perform. This chain of custody also documents all persons (excluding commercial shippers) that have had control or possession of the samples from the time of collection until delivery to the laboratory for analysis.
Sample Results (Sr)	This section of your report will provide the results of all testing performed on your samples. These results are provided by sample ID and are separated by the analyses performed on each sample. The header line of each analysis section for each sample will provide the name and method number for the analysis reported.
Sample Summary (Ss)	This section of the Analytical Report defines the specific analyses performed for each sample ID, including the dates and times of preparation and/or analysis.

Qualifier	Description
E	The analyte concentration exceeds the upper limit of the calibration range of the instrument established by the initial calibration (ICAL).
J1	Surrogate recovery limits have been exceeded; values are outside upper control limits.
J4	The associated batch QC was outside the established quality control range for accuracy.
Q	Sample was prepared and/or analyzed past holding time as defined in the method. Concentrations should be considered minimum values.



ACCREDITATIONS & LOCATIONS

Pace Analytical National 12065 Lebanon Rd Mount Juliet, TN 37122

Alabama	40660	Nebraska	NE-OS-15-05
Alaska	17-026	Nevada	TN000032021-1
Arizona	AZ0612	New Hampshire	2975
Arkansas	88-0469	New Jersey–NELAP	TN002
California	2932	New Mexico ¹	TN00003
Colorado	TN00003	New York	11742
Connecticut	PH-0197	North Carolina	Env375
Florida	E87487	North Carolina ¹	DW21704
Georgia	NELAP	North Carolina ³	41
Georgia ¹	923	North Dakota	R-140
Idaho	TN00003	Ohio–VAP	CL0069
Illinois	200008	Oklahoma	9915
Indiana	C-TN-01	Oregon	TN200002
Iowa	364	Pennsylvania	68-02979
Kansas	E-10277	Rhode Island	LA000356
Kentucky ^{1,6}	KY90010	South Carolina	84004002
Kentucky ²	16	South Dakota	n/a
Louisiana	AI30792	Tennessee ^{1,4}	2006
Louisiana	LA018	Texas	T104704245-20-18
Maine	TN00003	Texas ⁵	LAB0152
Maryland	324	Utah	TN000032021-11
Massachusetts	M-TN003	Vermont	VT2006
Michigan	9958	Virginia	110033
Minnesota	047-999-395	Washington	C847
Mississippi	TN00003	West Virginia	233
Missouri	340	Wisconsin	998093910
Montana	CERT0086	Wyoming	A2LA
A2LA – ISO 17025	1461.01	AIHA-LAP,LLC EMLAP	100789
A2LA – ISO 17025 ⁵	1461.02	DOD	1461.01
Canada	1461.01	USDA	P330-15-00234
EPA–Crypto	TN00003		

¹ Drinking Water ² Underground Storage Tanks ³ Aquatic Toxicity ⁴ Chemical/Microbiological ⁵ Mold ⁶ Wastewater n/a Accreditation not applicable

* Not all certifications held by the laboratory are applicable to the results reported in the attached report.

* Accreditation is only applicable to the test methods specified on each scope of accreditation held by Pace Analytical.



Company Name/Address:

Kinder Morgan- Atlanta, GA

Ten 10th Street NW
Suite 1400
Atlanta, GA 30309

Report to:
Bethany Garvey

Project Description:
Lewis Drive Groundwater

City/State
Collected: *Bolton, SC*

Please Circle:
PT MT CT

Phone: 404-751-5651

Client Project #

Lab Project #
KINCH2MGA-LEWIS12

Collected by (print):
Alex Evers

Site/Facility ID #

P.O. #
WD1034492

Collected by (signature):
[Signature]

Rush? (Lab MUST Be Notified)

Quote #

Same Day Five Day
 Next Day 5 Day (Rad Only)
 Two Day 10 Day (Rad Only)
 Three Day

Date Results Needed

Immediately
Packed on Ice

No. of
Cntrs

Sample ID

Comp/Grab

Matrix *

Depth

Date

Time

No. of
Cntrs

V8260BTEXMNSC 40m/Amb-HCl

V8260BTEXMNSC-TB 40m/Amb-HCl-Bik

Analysis / Container / Preservative

Chain of Custody Page 2 of 3



MT JULIET, TN

12065 Lebanon Rd Mount Juliet, TN 37122
Submitting a sample via this chain of custody
constitutes acknowledgment and acceptance of the
Pace Terms and Conditions found at:
<https://info.pacelabs.com/hubs/pas-standard-terms.pdf>

SDG # *4567757*

Table #

Acctnum: KINCH2MGA

Template: T121318

Prelogin: P967132

PM: 526 - Chris McCord

PB: *12/1/22*

Shipped Via: FedEX Ground

Remarks Sample # (tab only)

Sample ID	Comp/Grab	Matrix *	Depth	Date	Time	No. of Cntrs	Analysis / Container / Preservative	Remarks	Sample # (tab only)	
MW-20-121322		GW		12/13/22	1300	3	X			
MW-17B-121322		GW		}	1305	3	X	light shoes	-11	
MW-41-121322		GW			1320	3	X		-12	
MW-40-121322		GW			1330	3	X		-13	
MW-39-121322		GW			1340	3	X		-14	
MW-15B-121322		GW			1345	3	X		-15	
MW-37-121322		GW			1400	3	X		-16	
MW-37-D-121322		GW			1405	3	X		-17	
MW-38-121322		GW			1410	3	X		-18	
MW-38B-121322		GW			12/13/22	1415	3	X		-19
										-20

* Matrix:
SS - Soil AIR - Air F - Filter
GW - Groundwater B - Bioassay
WW - WasteWater
DW - Drinking Water
OT - Other

Remarks: V8260BTEXMNSC = BTEX, MTBE, Napth, and 1,2-DCA

pH _____ Temp _____

Flow _____ Other _____

Sample Receipt Checklist

COC Seal Present/Intact:	<input checked="" type="checkbox"/> Y	<input type="checkbox"/> N
COC Signed/Accurate:	<input checked="" type="checkbox"/> Y	<input type="checkbox"/> N
Bottles arrive intact:	<input checked="" type="checkbox"/> Y	<input type="checkbox"/> N
Correct bottles used:	<input checked="" type="checkbox"/> Y	<input type="checkbox"/> N
Sufficient volume sent:	<input checked="" type="checkbox"/> Y	<input type="checkbox"/> N
If Applicable		
VOA Zero Headspace:	<input checked="" type="checkbox"/> Y	<input type="checkbox"/> N
Preservation Correct/Checked:	<input checked="" type="checkbox"/> Y	<input type="checkbox"/> N
RAD Screen <0.5 mR/hr:	<input checked="" type="checkbox"/> Y	<input type="checkbox"/> N

Samples returned via:

UPS FedEx Courier

Tracking #

6433523091

Relinquished by: (Signature)

Date:

Time:

Received by: (Signature)

Trip Blank Received: Yes / No

HCL / MeoH

TBR

Temp: _____ °C

Bottles Received:

If preservation required by Login: Date/Time

Relinquished by: (Signature)

Date:

Time:

Received by: (Signature)

Temp: _____ °C

Bottles Received:

If preservation required by Login: Date/Time

Relinquished by: (Signature)

Date:

Time:

Received for lab by: (Signature)

Date:

Time:

Hold:

Condition:
NCF / OK

DR. STEVE ASSOCIATES

01/10/2011 87
1/4/12/2022 08:00

Company Name/Address:

Kinder Morgan- Atlanta, GA

Ten 10th Street NW
Suite 1400
Atlanta, GA 30309

Report to:
Bethany Garvey

Project Description:
Lewis Drive Groundwater

Phone: **404-751-5651**

Collected by (print):
Alex Garvey

Collected by (Signature):
[Signature]

Immediately
Packed on Ice N Y *X*

Billing Information:

Accounts Payable
1000 Windward Concourse
Ste 450
Alpharetta, GA 30005

Email To:
bethany.garvey@jacobs.com;tom.wiley@jacobs

City/State
Collected: *Baton Rouge, LA*

Please Circle:
PT MT CT *X*

Client Project #

Lab Project #
KINCH2MGA-LEWIS12

Site/Facility ID #

P.O. #
WD1034492

Rush? (Lab MUST Be Notified)

Same Day Five Day
 Next Day 5 Day (Rad Only)
 Two Day 10 Day (Rad Only)
 Three Day

Quote #

Date Results Needed

No. of
Cntrs

Sample ID

Comp/Grab

Matrix *

Depth

Date

Time

Sample ID	Comp/Grab	Matrix *	Depth	Date	Time	No. of Cntrs	Pres Chk	Analysis / Container / Preservative
MW-14-121322	Gms	GW		12/13/22	1420	3	X	V8260BTEXMNSC 40m/Amb-HCl
MW-14B-121322		GW			1425	3	X	V8260BTEXMNSC-TB 40m/Amb-HCl-BIK
MW-09-121322		GW			1435	3	X	
MW-02-121322		GW			1445	3	X	
MW-18-121322		GW			1455	3	X	
MW-16-121322		GW			1505	3	X	
MW-36-121322		GW			1520	3	X	
FB01-121322		GW			1540	3	X	
TB01-121322		GW		12/13/22	1545	1	X	
		GW						



MT JULIET, TN

12065 Lebanon Rd Mount Juliet, TN 37122
Submitting a sample via this chain of custody constitutes acknowledgment and acceptance of the Pace Terms and Conditions found at: <https://info.pacelabs.com/hubs/pas-standard-terms.pdf>

SDG # *4567751*

Table #

Acctnum: **KINCH2MGA**

Template: **T121318**

Prelogin: **P967132**

PM: **526 - Chris McCord**

PB: *12/1/22*

Shipped Via: **FedEX Ground**

Remarks Sample # (lab only)

* Matrix:
SS - Soil AIR - Air F - Filter
GW - Groundwater B - Bioassay
WW - WasteWater
DW - Drinking Water
OT - Other

Remarks: V8260BTEXMNSC = BTEX, MTBE, Napth, and 1,2-DCA

pH _____ Temp _____
Flow _____ Other _____

Samples returned via:
 UPS FedEx Courier

Tracking # *919335230411*

Sample Receipt Checklist	
COC Seal Present/Intact	<input checked="" type="checkbox"/> NP <input type="checkbox"/> Y <input type="checkbox"/> N
COC Signed/Accurate:	<input type="checkbox"/> Y <input type="checkbox"/> N
Bottles arrive intact:	<input checked="" type="checkbox"/> Y <input type="checkbox"/> N
Correct bottles used:	<input checked="" type="checkbox"/> Y <input type="checkbox"/> N
Sufficient volume sent:	<input checked="" type="checkbox"/> Y <input type="checkbox"/> N
If Applicable	
VOA Zero Headspace:	<input checked="" type="checkbox"/> Y <input type="checkbox"/> N
Preservation Correct/Checked:	<input type="checkbox"/> Y <input type="checkbox"/> N
RAD Screen <0.5 mR/hr:	<input checked="" type="checkbox"/> Y <input type="checkbox"/> N

Relinquished by: (Signature)
[Signature]

Date: *12/13/22*

Time: *1800*

Received by: (Signature)
[Signature]

Trip Blank Received: Yes/No
 HCL/MeOH TBR

Relinquished by: (Signature)

Date:

Time:

Received by: (Signature)

Temp: _____ °C Bottles Received:

If preservation required by Login: Date/Time

Relinquished by: (Signature)

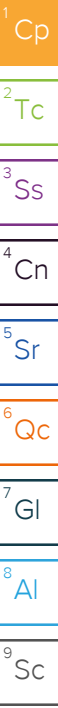
Date:

Time:

Received for lab by: (Signature)
CHRISTEN ASSAY

Date: *14/12/22* Time: *8:00*

Hold: _____ Condition: **NCF / OK**



Kinder Morgan- Atlanta, GA

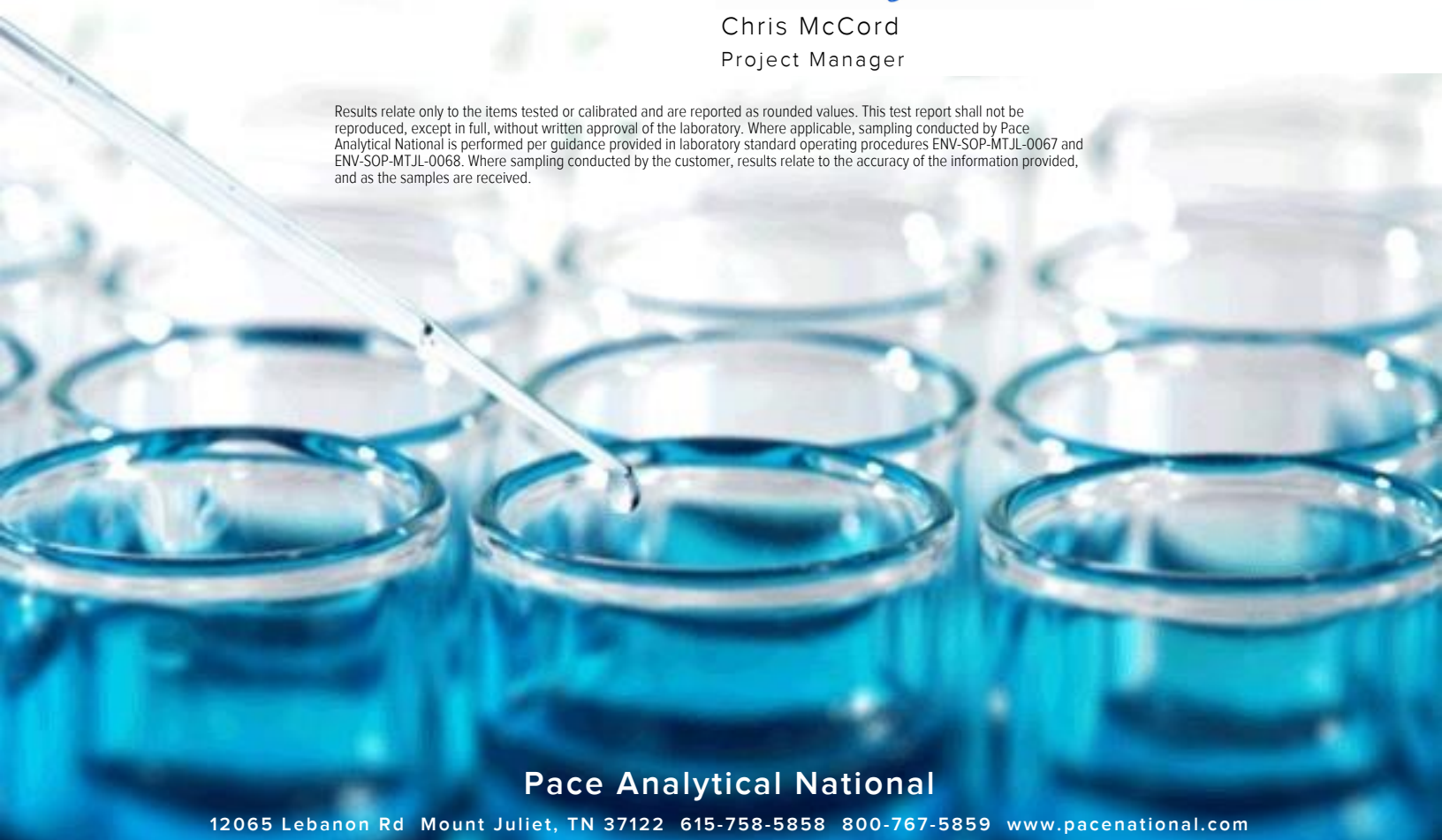
Sample Delivery Group: L1516555
Samples Received: 07/20/2022
Project Number: KMLDOM22 B.CS.EV.GEN
Description: Lewis Drive Surface Water
Site: LEWIS DRIVE
Report To: Bethany Garvey
Ten 10th Street NW
Suite 1400
Atlanta, GA 30309

Entire Report Reviewed By:



Chris McCord
Project Manager

Results relate only to the items tested or calibrated and are reported as rounded values. This test report shall not be reproduced, except in full, without written approval of the laboratory. Where applicable, sampling conducted by Pace Analytical National is performed per guidance provided in laboratory standard operating procedures ENV-SOP-MTJL-0067 and ENV-SOP-MTJL-0068. Where sampling conducted by the customer, results relate to the accuracy of the information provided, and as the samples are received.

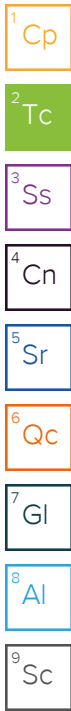


Pace Analytical National

12065 Lebanon Rd Mount Juliet, TN 37122 615-758-5858 800-767-5859 www.pacenational.com

TABLE OF CONTENTS

Cp: Cover Page	1
Tc: Table of Contents	2
Ss: Sample Summary	3
Cn: Case Narrative	4
Sr: Sample Results	5
SW11-071922 L1516555-01	5
SW10-071922 L1516555-02	6
SW09-071922 L1516555-03	7
SW08-071922 L1516555-04	8
SW02-071922 L1516555-05	9
SW03-071922 L1516555-06	10
SW14-071922 L1516555-07	11
TB01-071922 L1516555-08	12
Qc: Quality Control Summary	13
Volatile Organic Compounds (GC/MS) by Method 8260D	13
Gl: Glossary of Terms	14
Al: Accreditations & Locations	15
Sc: Sample Chain of Custody	16



SAMPLE SUMMARY

SW11-071922 L1516555-01 GW

Collected by
Melissa Warren

Collected date/time
07/19/22 12:25

Received date/time
07/20/22 09:00

Method	Batch	Dilution	Preparation date/time	Analysis date/time	Analyst	Location
Volatile Organic Compounds (GC/MS) by Method 8260D	WG1899437	1	07/22/22 13:51	07/22/22 13:51	JAH	Mt. Juliet, TN

1 Cp

2 Tc

3 Ss

SW10-071922 L1516555-02 GW

Collected by
Melissa Warren

Collected date/time
07/19/22 12:35

Received date/time
07/20/22 09:00

Method	Batch	Dilution	Preparation date/time	Analysis date/time	Analyst	Location
Volatile Organic Compounds (GC/MS) by Method 8260D	WG1899437	1	07/22/22 14:10	07/22/22 14:10	JAH	Mt. Juliet, TN

4 Cn

5 Sr

SW09-071922 L1516555-03 GW

Collected by
Melissa Warren

Collected date/time
07/19/22 12:50

Received date/time
07/20/22 09:00

Method	Batch	Dilution	Preparation date/time	Analysis date/time	Analyst	Location
Volatile Organic Compounds (GC/MS) by Method 8260D	WG1899437	1	07/22/22 14:28	07/22/22 14:28	JAH	Mt. Juliet, TN

6 Qc

7 Gl

SW08-071922 L1516555-04 GW

Collected by
Melissa Warren

Collected date/time
07/19/22 13:05

Received date/time
07/20/22 09:00

Method	Batch	Dilution	Preparation date/time	Analysis date/time	Analyst	Location
Volatile Organic Compounds (GC/MS) by Method 8260D	WG1899437	1	07/22/22 14:47	07/22/22 14:47	JAH	Mt. Juliet, TN

8 Al

9 Sc

SW02-071922 L1516555-05 GW

Collected by
Melissa Warren

Collected date/time
07/19/22 13:40

Received date/time
07/20/22 09:00

Method	Batch	Dilution	Preparation date/time	Analysis date/time	Analyst	Location
Volatile Organic Compounds (GC/MS) by Method 8260D	WG1899437	1	07/22/22 15:07	07/22/22 15:07	JAH	Mt. Juliet, TN

SW03-071922 L1516555-06 GW

Collected by
Melissa Warren

Collected date/time
07/19/22 14:00

Received date/time
07/20/22 09:00

Method	Batch	Dilution	Preparation date/time	Analysis date/time	Analyst	Location
Volatile Organic Compounds (GC/MS) by Method 8260D	WG1899437	1	07/22/22 15:26	07/22/22 15:26	JAH	Mt. Juliet, TN

SW14-071922 L1516555-07 GW

Collected by
Melissa Warren

Collected date/time
07/19/22 12:45

Received date/time
07/20/22 09:00

Method	Batch	Dilution	Preparation date/time	Analysis date/time	Analyst	Location
Volatile Organic Compounds (GC/MS) by Method 8260D	WG1899437	1	07/22/22 15:44	07/22/22 15:44	JAH	Mt. Juliet, TN

TB01-071922 L1516555-08 GW

Collected by
Melissa Warren

Collected date/time
07/19/22 00:00

Received date/time
07/20/22 09:00

Method	Batch	Dilution	Preparation date/time	Analysis date/time	Analyst	Location
Volatile Organic Compounds (GC/MS) by Method 8260D	WG1899437	1	07/22/22 12:54	07/22/22 12:54	JAH	Mt. Juliet, TN

CASE NARRATIVE

All sample aliquots were received at the correct temperature, in the proper containers, with the appropriate preservatives, and within method specified holding times, unless qualified or notated within the report. Where applicable, all MDL (LOD) and RDL (LOQ) values reported for environmental samples have been corrected for the dilution factor used in the analysis. All Method and Batch Quality Control are within established criteria except where addressed in this case narrative, a non-conformance form or properly qualified within the sample results. By my digital signature below, I affirm to the best of my knowledge, all problems/anomalies observed by the laboratory as having the potential to affect the quality of the data have been identified by the laboratory, and no information or data have been knowingly withheld that would affect the quality of the data.



Chris McCord
Project Manager

¹ Cp

² Tc

³ Ss

⁴ Cn

⁵ Sr

⁶ Qc

⁷ Gl

⁸ Al

⁹ Sc

Volatile Organic Compounds (GC/MS) by Method 8260D

Analyte	Result	Qualifier	RDL	Dilution	Analysis date / time	Batch
Benzene	ND		1.00	1	07/22/2022 13:51	WG1899437
Toluene	ND		1.00	1	07/22/2022 13:51	WG1899437
Ethylbenzene	ND		1.00	1	07/22/2022 13:51	WG1899437
o-Xylene	ND		1.00	1	07/22/2022 13:51	WG1899437
m&p-Xylene	ND		2.00	1	07/22/2022 13:51	WG1899437
Total Xylenes	ND		3.00	1	07/22/2022 13:51	WG1899437
Methyl tert-butyl ether	ND		1.00	1	07/22/2022 13:51	WG1899437
Naphthalene	ND		5.00	1	07/22/2022 13:51	WG1899437
<i>(S) Toluene-d8</i>	103		80.0-120		07/22/2022 13:51	WG1899437
<i>(S) 4-Bromofluorobenzene</i>	94.8		77.0-126		07/22/2022 13:51	WG1899437
<i>(S) 1,2-Dichloroethane-d4</i>	79.6		70.0-130		07/22/2022 13:51	WG1899437

- 1 Cp
- 2 Tc
- 3 Ss
- 4 Cn
- 5 Sr
- 6 Qc
- 7 Gl
- 8 Al
- 9 Sc

Volatile Organic Compounds (GC/MS) by Method 8260D

Analyte	Result	Qualifier	RDL	Dilution	Analysis date / time	Batch
Benzene	ND		1.00	1	07/22/2022 14:10	WG1899437
Toluene	ND		1.00	1	07/22/2022 14:10	WG1899437
Ethylbenzene	ND		1.00	1	07/22/2022 14:10	WG1899437
o-Xylene	ND		1.00	1	07/22/2022 14:10	WG1899437
m&p-Xylene	ND		2.00	1	07/22/2022 14:10	WG1899437
Total Xylenes	ND		3.00	1	07/22/2022 14:10	WG1899437
Methyl tert-butyl ether	ND		1.00	1	07/22/2022 14:10	WG1899437
Naphthalene	ND		5.00	1	07/22/2022 14:10	WG1899437
(S) Toluene-d8	97.5		80.0-120		07/22/2022 14:10	WG1899437
(S) 4-Bromofluorobenzene	95.8		77.0-126		07/22/2022 14:10	WG1899437
(S) 1,2-Dichloroethane-d4	91.4		70.0-130		07/22/2022 14:10	WG1899437

- 1 Cp
- 2 Tc
- 3 Ss
- 4 Cn
- 5 Sr
- 6 Qc
- 7 Gl
- 8 Al
- 9 Sc

Volatile Organic Compounds (GC/MS) by Method 8260D

Analyte	Result	Qualifier	RDL	Dilution	Analysis date / time	Batch
Benzene	ND		1.00	1	07/22/2022 14:28	WG1899437
Toluene	ND		1.00	1	07/22/2022 14:28	WG1899437
Ethylbenzene	ND		1.00	1	07/22/2022 14:28	WG1899437
o-Xylene	ND		1.00	1	07/22/2022 14:28	WG1899437
m&p-Xylene	ND		2.00	1	07/22/2022 14:28	WG1899437
Total Xylenes	ND		3.00	1	07/22/2022 14:28	WG1899437
Methyl tert-butyl ether	ND		1.00	1	07/22/2022 14:28	WG1899437
Naphthalene	ND		5.00	1	07/22/2022 14:28	WG1899437
(S) Toluene-d8	99.6		80.0-120		07/22/2022 14:28	WG1899437
(S) 4-Bromofluorobenzene	95.9		77.0-126		07/22/2022 14:28	WG1899437
(S) 1,2-Dichloroethane-d4	87.4		70.0-130		07/22/2022 14:28	WG1899437

- 1 Cp
- 2 Tc
- 3 Ss
- 4 Cn
- 5 Sr
- 6 Qc
- 7 Gl
- 8 Al
- 9 Sc

Volatile Organic Compounds (GC/MS) by Method 8260D

Analyte	Result	Qualifier	RDL	Dilution	Analysis date / time	Batch
Benzene	ND		1.00	1	07/22/2022 14:47	WG1899437
Toluene	ND		1.00	1	07/22/2022 14:47	WG1899437
Ethylbenzene	ND		1.00	1	07/22/2022 14:47	WG1899437
o-Xylene	ND		1.00	1	07/22/2022 14:47	WG1899437
m&p-Xylene	ND		2.00	1	07/22/2022 14:47	WG1899437
Total Xylenes	ND		3.00	1	07/22/2022 14:47	WG1899437
Methyl tert-butyl ether	ND		1.00	1	07/22/2022 14:47	WG1899437
Naphthalene	ND		5.00	1	07/22/2022 14:47	WG1899437
(S) Toluene-d8	105		80.0-120		07/22/2022 14:47	WG1899437
(S) 4-Bromofluorobenzene	99.9		77.0-126		07/22/2022 14:47	WG1899437
(S) 1,2-Dichloroethane-d4	88.9		70.0-130		07/22/2022 14:47	WG1899437

- 1 Cp
- 2 Tc
- 3 Ss
- 4 Cn
- 5 Sr
- 6 Qc
- 7 Gl
- 8 Al
- 9 Sc

Volatile Organic Compounds (GC/MS) by Method 8260D

Analyte	Result	Qualifier	RDL	Dilution	Analysis date / time	Batch
Benzene	ND		1.00	1	07/22/2022 15:07	WG1899437
Toluene	ND		1.00	1	07/22/2022 15:07	WG1899437
Ethylbenzene	ND		1.00	1	07/22/2022 15:07	WG1899437
o-Xylene	ND		1.00	1	07/22/2022 15:07	WG1899437
m&p-Xylene	ND		2.00	1	07/22/2022 15:07	WG1899437
Total Xylenes	ND		3.00	1	07/22/2022 15:07	WG1899437
Methyl tert-butyl ether	3.06		1.00	1	07/22/2022 15:07	WG1899437
Naphthalene	ND		5.00	1	07/22/2022 15:07	WG1899437
<i>(S) Toluene-d8</i>	105		80.0-120		07/22/2022 15:07	WG1899437
<i>(S) 4-Bromofluorobenzene</i>	97.1		77.0-126		07/22/2022 15:07	WG1899437
<i>(S) 1,2-Dichloroethane-d4</i>	81.6		70.0-130		07/22/2022 15:07	WG1899437

1 Cp

2 Tc

3 Ss

4 Cn

5 Sr

6 Qc

7 Gl

8 Al

9 Sc

Volatile Organic Compounds (GC/MS) by Method 8260D

Analyte	Result	Qualifier	RDL	Dilution	Analysis date / time	Batch
Benzene	ND		1.00	1	07/22/2022 15:26	WG1899437
Toluene	ND		1.00	1	07/22/2022 15:26	WG1899437
Ethylbenzene	ND		1.00	1	07/22/2022 15:26	WG1899437
o-Xylene	ND		1.00	1	07/22/2022 15:26	WG1899437
m&p-Xylene	ND		2.00	1	07/22/2022 15:26	WG1899437
Total Xylenes	ND		3.00	1	07/22/2022 15:26	WG1899437
Methyl tert-butyl ether	ND		1.00	1	07/22/2022 15:26	WG1899437
Naphthalene	ND		5.00	1	07/22/2022 15:26	WG1899437
(S) Toluene-d8	103		80.0-120		07/22/2022 15:26	WG1899437
(S) 4-Bromofluorobenzene	94.7		77.0-126		07/22/2022 15:26	WG1899437
(S) 1,2-Dichloroethane-d4	88.8		70.0-130		07/22/2022 15:26	WG1899437

- 1 Cp
- 2 Tc
- 3 Ss
- 4 Cn
- 5 Sr
- 6 Qc
- 7 Gl
- 8 Al
- 9 Sc

Volatile Organic Compounds (GC/MS) by Method 8260D

Analyte	Result	Qualifier	RDL	Dilution	Analysis date / time	Batch
Benzene	ND		1.00	1	07/22/2022 15:44	WG1899437
Toluene	ND		1.00	1	07/22/2022 15:44	WG1899437
Ethylbenzene	ND		1.00	1	07/22/2022 15:44	WG1899437
o-Xylene	ND		1.00	1	07/22/2022 15:44	WG1899437
m&p-Xylene	ND		2.00	1	07/22/2022 15:44	WG1899437
Total Xylenes	ND		3.00	1	07/22/2022 15:44	WG1899437
Methyl tert-butyl ether	ND		1.00	1	07/22/2022 15:44	WG1899437
Naphthalene	ND		5.00	1	07/22/2022 15:44	WG1899437
<i>(S) Toluene-d8</i>	103		80.0-120		07/22/2022 15:44	WG1899437
<i>(S) 4-Bromofluorobenzene</i>	94.3		77.0-126		07/22/2022 15:44	WG1899437
<i>(S) 1,2-Dichloroethane-d4</i>	86.3		70.0-130		07/22/2022 15:44	WG1899437

- 1 Cp
- 2 Tc
- 3 Ss
- 4 Cn
- 5 Sr
- 6 Qc
- 7 Gl
- 8 Al
- 9 Sc

Volatile Organic Compounds (GC/MS) by Method 8260D

Analyte	Result	Qualifier	RDL	Dilution	Analysis date / time	Batch
Benzene	ND		1.00	1	07/22/2022 12:54	WG1899437
Toluene	ND		1.00	1	07/22/2022 12:54	WG1899437
Ethylbenzene	ND		1.00	1	07/22/2022 12:54	WG1899437
o-Xylene	ND		1.00	1	07/22/2022 12:54	WG1899437
m&p-Xylene	ND		2.00	1	07/22/2022 12:54	WG1899437
Total Xylenes	ND		3.00	1	07/22/2022 12:54	WG1899437
Methyl tert-butyl ether	ND		1.00	1	07/22/2022 12:54	WG1899437
Naphthalene	ND		5.00	1	07/22/2022 12:54	WG1899437
<i>(S) Toluene-d8</i>	97.6		80.0-120		07/22/2022 12:54	WG1899437
<i>(S) 4-Bromofluorobenzene</i>	95.4		77.0-126		07/22/2022 12:54	WG1899437
<i>(S) 1,2-Dichloroethane-d4</i>	93.4		70.0-130		07/22/2022 12:54	WG1899437

- 1 Cp
- 2 Tc
- 3 Ss
- 4 Cn
- 5 Sr
- 6 Qc
- 7 Gl
- 8 Al
- 9 Sc

Method Blank (MB)

(MB) R3820871-2 07/22/22 09:50

Analyte	MB Result	MB Qualifier	MB MDL	MB RDL
	ug/l		ug/l	ug/l
Benzene	U		0.0941	1.00
Toluene	U		0.278	1.00
Ethylbenzene	U		0.137	1.00
o-Xylene	U		0.174	1.00
m&p-Xylenes	U		0.430	2.00
Xylenes, Total	U		0.174	3.00
Methyl tert-butyl ether	U		0.101	1.00
Naphthalene	1.25	U	1.00	5.00
(S) Toluene-d8	102			80.0-120
(S) 4-Bromofluorobenzene	96.6			77.0-126
(S) 1,2-Dichloroethane-d4	87.8			70.0-130

Laboratory Control Sample (LCS)

(LCS) R3820871-1 07/22/22 09:12

Analyte	Spike Amount	LCS Result	LCS Rec.	Rec. Limits	LCS Qualifier
	ug/l	ug/l	%	%	
Benzene	5.00	4.76	95.2	70.0-130	
Toluene	5.00	4.84	96.8	70.0-130	
Ethylbenzene	5.00	5.30	106	70.0-130	
o-Xylene	5.00	5.23	105	70.0-130	
m&p-Xylenes	10.0	11.1	111	70.0-130	
Xylenes, Total	15.0	16.3	109	70.0-130	
Methyl tert-butyl ether	5.00	4.01	80.2	70.0-130	
Naphthalene	5.00	4.73	94.6	70.0-130	
(S) Toluene-d8			102	80.0-120	
(S) 4-Bromofluorobenzene			97.0	77.0-126	
(S) 1,2-Dichloroethane-d4			90.5	70.0-130	

1 Cp

2 Tc

3 Ss

4 Cn

5 Sr

6 Qc

7 Gl

8 Al

9 Sc

GLOSSARY OF TERMS

Guide to Reading and Understanding Your Laboratory Report

The information below is designed to better explain the various terms used in your report of analytical results from the Laboratory. This is not intended as a comprehensive explanation, and if you have additional questions please contact your project representative.

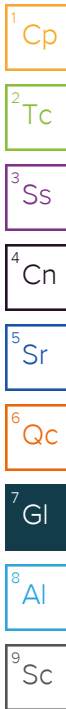
Results Disclaimer - Information that may be provided by the customer, and contained within this report, include Permit Limits, Project Name, Sample ID, Sample Matrix, Sample Preservation, Field Blanks, Field Spikes, Field Duplicates, On-Site Data, Sampling Collection Dates/Times, and Sampling Location. Results relate to the accuracy of this information provided, and as the samples are received.

Abbreviations and Definitions

MDL	Method Detection Limit.
ND	Not detected at the Reporting Limit (or MDL where applicable).
RDL	Reported Detection Limit.
Rec.	Recovery.
RPD	Relative Percent Difference.
SDG	Sample Delivery Group.
(S)	Surrogate (Surrogate Standard) - Analytes added to every blank, sample, Laboratory Control Sample/Duplicate and Matrix Spike/Duplicate; used to evaluate analytical efficiency by measuring recovery. Surrogates are not expected to be detected in all environmental media.
U	Not detected at the Reporting Limit (or MDL where applicable).
Analyte	The name of the particular compound or analysis performed. Some Analyses and Methods will have multiple analytes reported.
Dilution	If the sample matrix contains an interfering material, the sample preparation volume or weight values differ from the standard, or if concentrations of analytes in the sample are higher than the highest limit of concentration that the laboratory can accurately report, the sample may be diluted for analysis. If a value different than 1 is used in this field, the result reported has already been corrected for this factor.
Limits	These are the target % recovery ranges or % difference value that the laboratory has historically determined as normal for the method and analyte being reported. Successful QC Sample analysis will target all analytes recovered or duplicated within these ranges.
Qualifier	This column provides a letter and/or number designation that corresponds to additional information concerning the result reported. If a Qualifier is present, a definition per Qualifier is provided within the Glossary and Definitions page and potentially a discussion of possible implications of the Qualifier in the Case Narrative if applicable.
Result	The actual analytical final result (corrected for any sample specific characteristics) reported for your sample. If there was no measurable result returned for a specific analyte, the result in this column may state "ND" (Not Detected) or "BDL" (Below Detectable Levels). The information in the results column should always be accompanied by either an MDL (Method Detection Limit) or RDL (Reporting Detection Limit) that defines the lowest value that the laboratory could detect or report for this analyte.
Uncertainty (Radiochemistry)	Confidence level of 2 sigma.
Case Narrative (Cn)	A brief discussion about the included sample results, including a discussion of any non-conformances to protocol observed either at sample receipt by the laboratory from the field or during the analytical process. If present, there will be a section in the Case Narrative to discuss the meaning of any data qualifiers used in the report.
Quality Control Summary (Qc)	This section of the report includes the results of the laboratory quality control analyses required by procedure or analytical methods to assist in evaluating the validity of the results reported for your samples. These analyses are not being performed on your samples typically, but on laboratory generated material.
Sample Chain of Custody (Sc)	This is the document created in the field when your samples were initially collected. This is used to verify the time and date of collection, the person collecting the samples, and the analyses that the laboratory is requested to perform. This chain of custody also documents all persons (excluding commercial shippers) that have had control or possession of the samples from the time of collection until delivery to the laboratory for analysis.
Sample Results (Sr)	This section of your report will provide the results of all testing performed on your samples. These results are provided by sample ID and are separated by the analyses performed on each sample. The header line of each analysis section for each sample will provide the name and method number for the analysis reported.
Sample Summary (Ss)	This section of the Analytical Report defines the specific analyses performed for each sample ID, including the dates and times of preparation and/or analysis.

Qualifier Description

J	The identification of the analyte is acceptable; the reported value is an estimate.
---	---



ACCREDITATIONS & LOCATIONS

Pace Analytical National 12065 Lebanon Rd Mount Juliet, TN 37122


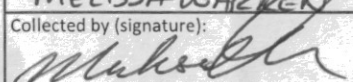
Alabama	40660	Nebraska	NE-OS-15-05
Alaska	17-026	Nevada	TN000032021-1
Arizona	AZ0612	New Hampshire	2975
Arkansas	88-0469	New Jersey–NELAP	TN002
California	2932	New Mexico ¹	TN00003
Colorado	TN00003	New York	11742
Connecticut	PH-0197	North Carolina	Env375
Florida	E87487	North Carolina ¹	DW21704
Georgia	NELAP	North Carolina ³	41
Georgia ¹	923	North Dakota	R-140
Idaho	TN00003	Ohio–VAP	CL0069
Illinois	200008	Oklahoma	9915
Indiana	C-TN-01	Oregon	TN200002
Iowa	364	Pennsylvania	68-02979
Kansas	E-10277	Rhode Island	LA000356
Kentucky ^{1,6}	KY90010	South Carolina	84004002
Kentucky ²	16	South Dakota	n/a
Louisiana	AI30792	Tennessee ^{1,4}	2006
Louisiana	LA018	Texas	T104704245-20-18
Maine	TN00003	Texas ⁵	LAB0152
Maryland	324	Utah	TN000032021-11
Massachusetts	M-TN003	Vermont	VT2006
Michigan	9958	Virginia	110033
Minnesota	047-999-395	Washington	C847
Mississippi	TN00003	West Virginia	233
Missouri	340	Wisconsin	998093910
Montana	CERT0086	Wyoming	A2LA
A2LA – ISO 17025	1461.01	AIHA-LAP,LLC EMLAP	100789
A2LA – ISO 17025 ⁵	1461.02	DOD	1461.01
Canada	1461.01	USDA	P330-15-00234
EPA–Crypto	TN00003		

¹ Drinking Water ² Underground Storage Tanks ³ Aquatic Toxicity ⁴ Chemical/Microbiological ⁵ Mold ⁶ Wastewater n/a Accreditation not applicable


* Not all certifications held by the laboratory are applicable to the results reported in the attached report.

* Accreditation is only applicable to the test methods specified on each scope of accreditation held by Pace Analytical.



Company Name/Address: Kinder Morgan- Atlanta, GA Ten 10th Street NW Suite 1400 Atlanta, GA 30309		Billing Information: Accounts Payable 1000 Windward Concourse Ste 450 Alpharetta, GA 30005		Analysis / Container / Preservative		Chain of Custody Page <u>1</u> of <u>1</u>	
Report to: Bethany Garvey		Email To: bethany.garvey@jacobs.com;tom.wiley@jacobs		Pres Chk X X		 MT JULIET, TN 12065 Lebanon Rd Mount Juliet, TN 37122 Submitting a sample via this chain of custody constitutes acknowledgment and acceptance of the Pace Terms and Conditions found at: https://info.pacelabs.com/hubs/gas-standard-terms.pdf	
Project Description: Lewis Drive Surface Water		City/State Collected: BELTON, SC	Please Circle: PT MT CT ET	V8260BTEXMNSC 40m/Amb-HCI TRIP BLANK		SDG # 4511655 B191 Acctnum: KINCH2MGA Template: T150983 Prelogin: P937926 PM: 526 - Chris McCord PB: 7-14-2026 Shipped Via: FedEX Ground	
Phone: 404-751-5651	Client Project # KMLDOM 22 B.CS.EV.GEN.SW	Lab Project # KINCH2MGA-LEWIS					
Collected by (print): MELISSA WARREN	Site/Facility ID # LEWIS DRIVE	P.O. # WD1034492					
Collected by (signature): 	Rush? (Lab MUST Be Notified) <input type="checkbox"/> Same Day <input type="checkbox"/> Five Day <input type="checkbox"/> Next Day <input type="checkbox"/> 5 Day (Rad Only) <input type="checkbox"/> Two Day <input type="checkbox"/> 10 Day (Rad Only) <input type="checkbox"/> Three Day	Quote #	Date Results Needed				
Immediately Packed on Ice N <input type="checkbox"/> Y <input checked="" type="checkbox"/>							

Sample ID	Comp/Grab	Matrix *	Depth	Date	Time	No. of Cntrs												
SW11-071922	GRA3	GW	NA	07/19/22	1225	3	X											-01
SW10-071922		GW			1235	3	X											-02
SW09-071922		GW			1250	3	X											-03
SW08-071922		GW			1305	3	X											-04
SW02-071922		GW			1340	3	X											-05
SW03-071922		GW			1400	3	X											-06
SW14-071922		GW			1245	3	X											-07
TB01-071922		GW				3	X											-08
		GW				3	X											
		GW				3	X											

* Matrix: SS - Soil AIR - Air F - Filter GW - Groundwater B - Bioassay WW - WasteWater DW - Drinking Water OT - Other		Remarks: V8260BTEXMNSC Reporting BTEX, MTBE, Naphthalene.		pH _____ Temp _____ Flow _____ Other _____		Sample Receipt Checklist COC Seal Present/Intact: <input type="checkbox"/> NP <input checked="" type="checkbox"/> Y <input type="checkbox"/> N COC Signed/Accurate: <input checked="" type="checkbox"/> Y <input type="checkbox"/> N Bottles arrive intact: <input checked="" type="checkbox"/> Y <input type="checkbox"/> N Correct bottles used: <input checked="" type="checkbox"/> Y <input type="checkbox"/> N Sufficient volume sent: <input checked="" type="checkbox"/> Y <input type="checkbox"/> N If Applicable VOA Zero Headspace: <input checked="" type="checkbox"/> Y <input type="checkbox"/> N Preservation Correct/Checked: <input checked="" type="checkbox"/> Y <input type="checkbox"/> N RAD Screen <0.5 mR/hr: <input checked="" type="checkbox"/> Y <input type="checkbox"/> N									
Samples returned via: <input type="checkbox"/> UPS <input type="checkbox"/> FedEx <input type="checkbox"/> Courier		Tracking # 5882 7544 0651		Relinquished by: (Signature) 		Date: 17/19/22 Time: 1700		Received by: (Signature)		Temp: _____ °C		Bottles Received: DRA7.740 = 7 21		If preservation required by Login: Date/Time	
Relinquished by: (Signature)		Date: _____ Time: _____		Received by: (Signature)		Date: _____ Time: _____		Hold:		Condition: NCF / OK					
Relinquished by: (Signature)		Date: _____ Time: _____		Received for lab by: (Signature) Veronica Distink		Date: 7/20 Time: 0900									

Kinder Morgan- Atlanta, GA

Sample Delivery Group: L1525788
Samples Received: 08/16/2022
Project Number: KMLDOM22 B.CS.EV.GEN
Description: Lewis Drive Surface Water
Site: LEWIS DRIVE
Report To: Bethany Garvey
Ten 10th Street NW
Suite 1400
Atlanta, GA 30309

Entire Report Reviewed By:







Chris McCord
Project Manager

Results relate only to the items tested or calibrated and are reported as rounded values. This test report shall not be reproduced, except in full, without written approval of the laboratory. Where applicable, sampling conducted by Pace Analytical National is performed per guidance provided in laboratory standard operating procedures ENV-SOP-MTJL-0067 and ENV-SOP-MTJL-0068. Where sampling conducted by the customer, results relate to the accuracy of the information provided, and as the samples are received.

Pace Analytical National

12065 Lebanon Rd Mount Juliet, TN 37122 615-758-5858 800-767-5859 www.pacenational.com

TABLE OF CONTENTS

Cp: Cover Page	1	
Tc: Table of Contents	2	
Ss: Sample Summary	3	
Cn: Case Narrative	4	
Sr: Sample Results	5	
SW11-081522 L1525788-01	5	
SW10-081522 L1525788-02	6	
SW09-081522 L1525788-03	7	
SW08-081522 L1525788-04	8	
SW02-081522 L1525788-05	9	
SW03-081522 L1525788-06	10	
SW14-081522 L1525788-07	11	
TB01-081522 L1525788-08	12	
Qc: Quality Control Summary	13	
Volatile Organic Compounds (GC/MS) by Method 8260D	13	
Gl: Glossary of Terms	15	
Al: Accreditations & Locations	16	
Sc: Sample Chain of Custody	17	

SAMPLE SUMMARY

SW11-081522 L1525788-01 GW

Collected by: Tyler Hall
 Collected date/time: 08/15/22 09:30
 Received date/time: 08/16/22 08:45

Method	Batch	Dilution	Preparation date/time	Analysis date/time	Analyst	Location
Volatile Organic Compounds (GC/MS) by Method 8260D	WG1913551	1	08/19/22 23:31	08/19/22 23:31	JHH	Mt. Juliet, TN

1 Cp

2 Tc

SW10-081522 L1525788-02 GW

Collected by: Tyler Hall
 Collected date/time: 08/15/22 09:40
 Received date/time: 08/16/22 08:45

Method	Batch	Dilution	Preparation date/time	Analysis date/time	Analyst	Location
Volatile Organic Compounds (GC/MS) by Method 8260D	WG1913551	1	08/19/22 23:49	08/19/22 23:49	JHH	Mt. Juliet, TN

3 Ss

4 Cn

5 Sr

SW09-081522 L1525788-03 GW

Collected by: Tyler Hall
 Collected date/time: 08/15/22 09:55
 Received date/time: 08/16/22 08:45

Method	Batch	Dilution	Preparation date/time	Analysis date/time	Analyst	Location
Volatile Organic Compounds (GC/MS) by Method 8260D	WG1913551	1	08/20/22 00:08	08/20/22 00:08	JHH	Mt. Juliet, TN

6 Qc

7 Gl

8 Al

SW08-081522 L1525788-04 GW

Collected by: Tyler Hall
 Collected date/time: 08/15/22 10:00
 Received date/time: 08/16/22 08:45

Method	Batch	Dilution	Preparation date/time	Analysis date/time	Analyst	Location
Volatile Organic Compounds (GC/MS) by Method 8260D	WG1913551	1	08/20/22 00:27	08/20/22 00:27	JHH	Mt. Juliet, TN

9 Sc

SW02-081522 L1525788-05 GW

Collected by: Tyler Hall
 Collected date/time: 08/15/22 10:50
 Received date/time: 08/16/22 08:45

Method	Batch	Dilution	Preparation date/time	Analysis date/time	Analyst	Location
Volatile Organic Compounds (GC/MS) by Method 8260D	WG1913551	1	08/20/22 00:45	08/20/22 00:45	JHH	Mt. Juliet, TN

SW03-081522 L1525788-06 GW

Collected by: Tyler Hall
 Collected date/time: 08/15/22 11:40
 Received date/time: 08/16/22 08:45

Method	Batch	Dilution	Preparation date/time	Analysis date/time	Analyst	Location
Volatile Organic Compounds (GC/MS) by Method 8260D	WG1913551	1	08/20/22 01:04	08/20/22 01:04	JHH	Mt. Juliet, TN

SW14-081522 L1525788-07 GW

Collected by: Tyler Hall
 Collected date/time: 08/15/22 12:05
 Received date/time: 08/16/22 08:45

Method	Batch	Dilution	Preparation date/time	Analysis date/time	Analyst	Location
Volatile Organic Compounds (GC/MS) by Method 8260D	WG1913567	1	08/20/22 06:10	08/20/22 06:10	DWR	Mt. Juliet, TN

TB01-081522 L1525788-08 GW

Collected by: Tyler Hall
 Collected date/time: 08/15/22 00:00
 Received date/time: 08/16/22 08:45

Method	Batch	Dilution	Preparation date/time	Analysis date/time	Analyst	Location
Volatile Organic Compounds (GC/MS) by Method 8260D	WG1913567	1	08/19/22 23:48	08/19/22 23:48	DWR	Mt. Juliet, TN

CASE NARRATIVE

All sample aliquots were received at the correct temperature, in the proper containers, with the appropriate preservatives, and within method specified holding times, unless qualified or notated within the report. Where applicable, all MDL (LOD) and RDL (LOQ) values reported for environmental samples have been corrected for the dilution factor used in the analysis. All Method and Batch Quality Control are within established criteria except where addressed in this case narrative, a non-conformance form or properly qualified within the sample results. By my digital signature below, I affirm to the best of my knowledge, all problems/anomalies observed by the laboratory as having the potential to affect the quality of the data have been identified by the laboratory, and no information or data have been knowingly withheld that would affect the quality of the data.



Chris McCord
Project Manager

¹ Cp

² Tc

³ Ss

⁴ Cn

⁵ Sr

⁶ Qc

⁷ Gl

⁸ Al

⁹ Sc

Volatile Organic Compounds (GC/MS) by Method 8260D

Analyte	Result	Qualifier	RDL	Dilution	Analysis date / time	Batch
Benzene	ND		1.00	1	08/19/2022 23:31	WG1913551
Toluene	ND		1.00	1	08/19/2022 23:31	WG1913551
Ethylbenzene	ND		1.00	1	08/19/2022 23:31	WG1913551
o-Xylene	ND		1.00	1	08/19/2022 23:31	WG1913551
m&p-Xylene	ND		2.00	1	08/19/2022 23:31	WG1913551
Total Xylenes	ND		3.00	1	08/19/2022 23:31	WG1913551
Methyl tert-butyl ether	ND		1.00	1	08/19/2022 23:31	WG1913551
Naphthalene	ND	J3	5.00	1	08/19/2022 23:31	WG1913551
<i>(S) Toluene-d8</i>	102		80.0-120		08/19/2022 23:31	WG1913551
<i>(S) 4-Bromofluorobenzene</i>	106		77.0-126		08/19/2022 23:31	WG1913551
<i>(S) 1,2-Dichloroethane-d4</i>	122		70.0-130		08/19/2022 23:31	WG1913551

- 1 Cp
- 2 Tc
- 3 Ss
- 4 Cn
- 5 Sr
- 6 Qc
- 7 Gl
- 8 Al
- 9 Sc

Volatile Organic Compounds (GC/MS) by Method 8260D

Analyte	Result	Qualifier	RDL	Dilution	Analysis date / time	Batch
Benzene	ND		1.00	1	08/19/2022 23:49	WG1913551
Toluene	ND		1.00	1	08/19/2022 23:49	WG1913551
Ethylbenzene	ND		1.00	1	08/19/2022 23:49	WG1913551
o-Xylene	ND		1.00	1	08/19/2022 23:49	WG1913551
m&p-Xylene	ND		2.00	1	08/19/2022 23:49	WG1913551
Total Xylenes	ND		3.00	1	08/19/2022 23:49	WG1913551
Methyl tert-butyl ether	ND		1.00	1	08/19/2022 23:49	WG1913551
Naphthalene	ND	J3	5.00	1	08/19/2022 23:49	WG1913551
<i>(S) Toluene-d8</i>	101		80.0-120		08/19/2022 23:49	WG1913551
<i>(S) 4-Bromofluorobenzene</i>	104		77.0-126		08/19/2022 23:49	WG1913551
<i>(S) 1,2-Dichloroethane-d4</i>	123		70.0-130		08/19/2022 23:49	WG1913551

- 1 Cp
- 2 Tc
- 3 Ss
- 4 Cn
- 5 Sr
- 6 Qc
- 7 Gl
- 8 Al
- 9 Sc

Volatile Organic Compounds (GC/MS) by Method 8260D

Analyte	Result	Qualifier	RDL	Dilution	Analysis date / time	Batch
Benzene	ND		1.00	1	08/20/2022 00:08	WG1913551
Toluene	ND		1.00	1	08/20/2022 00:08	WG1913551
Ethylbenzene	ND		1.00	1	08/20/2022 00:08	WG1913551
o-Xylene	ND		1.00	1	08/20/2022 00:08	WG1913551
m&p-Xylene	ND		2.00	1	08/20/2022 00:08	WG1913551
Total Xylenes	ND		3.00	1	08/20/2022 00:08	WG1913551
Methyl tert-butyl ether	ND		1.00	1	08/20/2022 00:08	WG1913551
Naphthalene	ND	J3	5.00	1	08/20/2022 00:08	WG1913551
(S) Toluene-d8	97.3		80.0-120		08/20/2022 00:08	WG1913551
(S) 4-Bromofluorobenzene	113		77.0-126		08/20/2022 00:08	WG1913551
(S) 1,2-Dichloroethane-d4	118		70.0-130		08/20/2022 00:08	WG1913551

- 1 Cp
- 2 Tc
- 3 Ss
- 4 Cn
- 5 Sr
- 6 Qc
- 7 Gl
- 8 Al
- 9 Sc

Volatile Organic Compounds (GC/MS) by Method 8260D

Analyte	Result	Qualifier	RDL	Dilution	Analysis date / time	Batch
Benzene	ND		1.00	1	08/20/2022 00:27	WG1913551
Toluene	ND		1.00	1	08/20/2022 00:27	WG1913551
Ethylbenzene	ND		1.00	1	08/20/2022 00:27	WG1913551
o-Xylene	ND		1.00	1	08/20/2022 00:27	WG1913551
m&p-Xylene	ND		2.00	1	08/20/2022 00:27	WG1913551
Total Xylenes	ND		3.00	1	08/20/2022 00:27	WG1913551
Methyl tert-butyl ether	ND		1.00	1	08/20/2022 00:27	WG1913551
Naphthalene	ND	J3	5.00	1	08/20/2022 00:27	WG1913551
(S) Toluene-d8	111		80.0-120		08/20/2022 00:27	WG1913551
(S) 4-Bromofluorobenzene	110		77.0-126		08/20/2022 00:27	WG1913551
(S) 1,2-Dichloroethane-d4	116		70.0-130		08/20/2022 00:27	WG1913551

1 Cp

2 Tc

3 Ss

4 Cn

5 Sr

6 Qc

7 Gl

8 Al

9 Sc

Volatile Organic Compounds (GC/MS) by Method 8260D

Analyte	Result	Qualifier	RDL	Dilution	Analysis date / time	Batch
Benzene	4.93		1.00	1	08/20/2022 00:45	WG1913551
Toluene	ND		1.00	1	08/20/2022 00:45	WG1913551
Ethylbenzene	ND		1.00	1	08/20/2022 00:45	WG1913551
o-Xylene	ND		1.00	1	08/20/2022 00:45	WG1913551
m&p-Xylene	ND		2.00	1	08/20/2022 00:45	WG1913551
Total Xylenes	ND		3.00	1	08/20/2022 00:45	WG1913551
Methyl tert-butyl ether	6.53		1.00	1	08/20/2022 00:45	WG1913551
Naphthalene	ND	J3	5.00	1	08/20/2022 00:45	WG1913551
<i>(S) Toluene-d8</i>	107		80.0-120		08/20/2022 00:45	WG1913551
<i>(S) 4-Bromofluorobenzene</i>	105		77.0-126		08/20/2022 00:45	WG1913551
<i>(S) 1,2-Dichloroethane-d4</i>	114		70.0-130		08/20/2022 00:45	WG1913551

- 1 Cp
- 2 Tc
- 3 Ss
- 4 Cn
- 5 Sr
- 6 Qc
- 7 Gl
- 8 Al
- 9 Sc

Volatile Organic Compounds (GC/MS) by Method 8260D

Analyte	Result	Qualifier	RDL	Dilution	Analysis date / time	Batch
Benzene	ND		1.00	1	08/20/2022 01:04	WG1913551
Toluene	ND		1.00	1	08/20/2022 01:04	WG1913551
Ethylbenzene	ND		1.00	1	08/20/2022 01:04	WG1913551
o-Xylene	ND		1.00	1	08/20/2022 01:04	WG1913551
m&p-Xylene	ND		2.00	1	08/20/2022 01:04	WG1913551
Total Xylenes	ND		3.00	1	08/20/2022 01:04	WG1913551
Methyl tert-butyl ether	ND		1.00	1	08/20/2022 01:04	WG1913551
Naphthalene	ND	J3	5.00	1	08/20/2022 01:04	WG1913551
<i>(S) Toluene-d8</i>	96.8		80.0-120		08/20/2022 01:04	WG1913551
<i>(S) 4-Bromofluorobenzene</i>	107		77.0-126		08/20/2022 01:04	WG1913551
<i>(S) 1,2-Dichloroethane-d4</i>	118		70.0-130		08/20/2022 01:04	WG1913551

- 1 Cp
- 2 Tc
- 3 Ss
- 4 Cn
- 5 Sr
- 6 Qc
- 7 Gl
- 8 Al
- 9 Sc

Volatile Organic Compounds (GC/MS) by Method 8260D

Analyte	Result	Qualifier	RDL	Dilution	Analysis date / time	Batch
Benzene	ND		1.00	1	08/20/2022 06:10	WG1913567
Toluene	ND		1.00	1	08/20/2022 06:10	WG1913567
Ethylbenzene	ND		1.00	1	08/20/2022 06:10	WG1913567
o-Xylene	ND		1.00	1	08/20/2022 06:10	WG1913567
m&p-Xylene	ND		2.00	1	08/20/2022 06:10	WG1913567
Total Xylenes	ND		3.00	1	08/20/2022 06:10	WG1913567
Methyl tert-butyl ether	ND		1.00	1	08/20/2022 06:10	WG1913567
Naphthalene	ND	<u>J4</u>	5.00	1	08/20/2022 06:10	WG1913567
<i>(S) Toluene-d8</i>	108		80.0-120		08/20/2022 06:10	WG1913567
<i>(S) 4-Bromofluorobenzene</i>	99.1		77.0-126		08/20/2022 06:10	WG1913567
<i>(S) 1,2-Dichloroethane-d4</i>	87.9		70.0-130		08/20/2022 06:10	WG1913567

1 Cp

2 Tc

3 Ss

4 Cn

5 Sr

6 Qc

7 Gl

8 Al

9 Sc

Volatile Organic Compounds (GC/MS) by Method 8260D

Analyte	Result	Qualifier	RDL	Dilution	Analysis date / time	Batch
Benzene	ND		1.00	1	08/19/2022 23:48	WG1913567
Toluene	ND		1.00	1	08/19/2022 23:48	WG1913567
Ethylbenzene	ND		1.00	1	08/19/2022 23:48	WG1913567
o-Xylene	ND		1.00	1	08/19/2022 23:48	WG1913567
m&p-Xylene	ND		2.00	1	08/19/2022 23:48	WG1913567
Total Xylenes	ND		3.00	1	08/19/2022 23:48	WG1913567
Methyl tert-butyl ether	ND		1.00	1	08/19/2022 23:48	WG1913567
Naphthalene	ND	<u>J4</u>	5.00	1	08/19/2022 23:48	WG1913567
(S) Toluene-d8	108		80.0-120		08/19/2022 23:48	WG1913567
(S) 4-Bromofluorobenzene	100		77.0-126		08/19/2022 23:48	WG1913567
(S) 1,2-Dichloroethane-d4	90.6		70.0-130		08/19/2022 23:48	WG1913567

1 Cp

2 Tc

3 Ss

4 Cn

5 Sr

6 Qc

7 Gl

8 Al

9 Sc

Method Blank (MB)

(MB) R3829389-3 08/19/22 21:20

Analyte	MB Result	MB Qualifier	MB MDL	MB RDL
	ug/l		ug/l	ug/l
Benzene	U		0.0941	1.00
Toluene	U		0.278	1.00
Ethylbenzene	U		0.137	1.00
o-Xylene	U		0.174	1.00
m&p-Xylenes	U		0.430	2.00
Xylenes, Total	U		0.174	3.00
Methyl tert-butyl ether	U		0.101	1.00
Naphthalene	U		1.00	5.00
(S) Toluene-d8	102			80.0-120
(S) 4-Bromofluorobenzene	106			77.0-126
(S) 1,2-Dichloroethane-d4	122			70.0-130

Laboratory Control Sample (LCS) • Laboratory Control Sample Duplicate (LCSD)

(LCS) R3829389-1 08/19/22 20:23 • (LCSD) R3829389-2 08/19/22 20:42

Analyte	Spike Amount	LCS Result	LCSD Result	LCS Rec.	LCSD Rec.	Rec. Limits	LCS Qualifier	LCSD Qualifier	RPD	RPD Limits
	ug/l	ug/l	ug/l	%	%	%			%	%
Benzene	5.00	4.71	5.00	94.2	100	70.0-130			5.97	20
Toluene	5.00	4.86	5.11	97.2	102	70.0-130			5.02	20
Ethylbenzene	5.00	5.05	5.37	101	107	70.0-130			6.14	20
o-Xylene	5.00	5.33	5.71	107	114	70.0-130			6.88	20
m&p-Xylenes	10.0	9.95	11.0	99.5	110	70.0-130			10.0	20
Xylenes, Total	15.0	15.3	16.7	102	111	70.0-130			8.75	20
Methyl tert-butyl ether	5.00	5.52	5.71	110	114	70.0-130			3.38	20
Naphthalene	5.00	4.02	5.61	80.4	112	70.0-130		J3	33.0	20
(S) Toluene-d8				101	102	80.0-120				
(S) 4-Bromofluorobenzene				105	109	77.0-126				
(S) 1,2-Dichloroethane-d4				115	123	70.0-130				

1 Cp

2 Tc

3 Ss

4 Cn

5 Sr

6 Qc

7 Gl

8 Al

9 Sc

Method Blank (MB)

(MB) R3829495-3 08/19/22 23:29

Analyte	MB Result	MB Qualifier	MB MDL	MB RDL
	ug/l		ug/l	ug/l
Benzene	U		0.0941	1.00
Toluene	U		0.278	1.00
Ethylbenzene	U		0.137	1.00
o-Xylene	U		0.174	1.00
m&p-Xylenes	U		0.430	2.00
Xylenes, Total	U		0.174	3.00
Methyl tert-butyl ether	U		0.101	1.00
Naphthalene	U		1.00	5.00
(S) Toluene-d8	113			80.0-120
(S) 4-Bromofluorobenzene	89.7			77.0-126
(S) 1,2-Dichloroethane-d4	88.5			70.0-130

Laboratory Control Sample (LCS) • Laboratory Control Sample Duplicate (LCSD)

(LCS) R3829495-1 08/19/22 22:16 • (LCSD) R3829495-2 08/19/22 22:51

Analyte	Spike Amount	LCS Result	LCSD Result	LCS Rec.	LCSD Rec.	Rec. Limits	LCS Qualifier	LCSD Qualifier	RPD	RPD Limits
	ug/l	ug/l	ug/l	%	%	%			%	%
Benzene	5.00	4.90	4.76	98.0	95.2	70.0-130			2.90	20
Toluene	5.00	5.30	5.34	106	107	70.0-130			0.752	20
Ethylbenzene	5.00	5.31	5.29	106	106	70.0-130			0.377	20
o-Xylene	5.00	5.30	5.18	106	104	70.0-130			2.29	20
m&p-Xylenes	10.0	10.9	10.7	109	107	70.0-130			1.85	20
Xylenes, Total	15.0	16.2	15.9	108	106	70.0-130			1.87	20
Methyl tert-butyl ether	5.00	5.06	4.73	101	94.6	70.0-130			6.74	20
Naphthalene	5.00	6.50	7.84	130	157	70.0-130		J4	18.7	20
(S) Toluene-d8				109	112	80.0-120				
(S) 4-Bromofluorobenzene				97.6	92.9	77.0-126				
(S) 1,2-Dichloroethane-d4				94.4	89.4	70.0-130				

1 Cp

2 Tc

3 Ss

4 Cn

5 Sr

6 Qc

7 Gl

8 Al

9 Sc

GLOSSARY OF TERMS

Guide to Reading and Understanding Your Laboratory Report

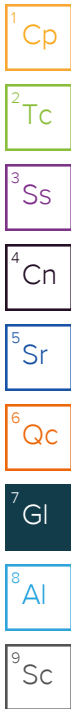
The information below is designed to better explain the various terms used in your report of analytical results from the Laboratory. This is not intended as a comprehensive explanation, and if you have additional questions please contact your project representative.

Results Disclaimer - Information that may be provided by the customer, and contained within this report, include Permit Limits, Project Name, Sample ID, Sample Matrix, Sample Preservation, Field Blanks, Field Spikes, Field Duplicates, On-Site Data, Sampling Collection Dates/Times, and Sampling Location. Results relate to the accuracy of this information provided, and as the samples are received.

Abbreviations and Definitions

MDL	Method Detection Limit.
ND	Not detected at the Reporting Limit (or MDL where applicable).
RDL	Reported Detection Limit.
Rec.	Recovery.
RPD	Relative Percent Difference.
SDG	Sample Delivery Group.
(S)	Surrogate (Surrogate Standard) - Analytes added to every blank, sample, Laboratory Control Sample/Duplicate and Matrix Spike/Duplicate; used to evaluate analytical efficiency by measuring recovery. Surrogates are not expected to be detected in all environmental media.
U	Not detected at the Reporting Limit (or MDL where applicable).
Analyte	The name of the particular compound or analysis performed. Some Analyses and Methods will have multiple analytes reported.
Dilution	If the sample matrix contains an interfering material, the sample preparation volume or weight values differ from the standard, or if concentrations of analytes in the sample are higher than the highest limit of concentration that the laboratory can accurately report, the sample may be diluted for analysis. If a value different than 1 is used in this field, the result reported has already been corrected for this factor.
Limits	These are the target % recovery ranges or % difference value that the laboratory has historically determined as normal for the method and analyte being reported. Successful QC Sample analysis will target all analytes recovered or duplicated within these ranges.
Qualifier	This column provides a letter and/or number designation that corresponds to additional information concerning the result reported. If a Qualifier is present, a definition per Qualifier is provided within the Glossary and Definitions page and potentially a discussion of possible implications of the Qualifier in the Case Narrative if applicable.
Result	The actual analytical final result (corrected for any sample specific characteristics) reported for your sample. If there was no measurable result returned for a specific analyte, the result in this column may state "ND" (Not Detected) or "BDL" (Below Detectable Levels). The information in the results column should always be accompanied by either an MDL (Method Detection Limit) or RDL (Reporting Detection Limit) that defines the lowest value that the laboratory could detect or report for this analyte.
Uncertainty (Radiochemistry)	Confidence level of 2 sigma.
Case Narrative (Cn)	A brief discussion about the included sample results, including a discussion of any non-conformances to protocol observed either at sample receipt by the laboratory from the field or during the analytical process. If present, there will be a section in the Case Narrative to discuss the meaning of any data qualifiers used in the report.
Quality Control Summary (Qc)	This section of the report includes the results of the laboratory quality control analyses required by procedure or analytical methods to assist in evaluating the validity of the results reported for your samples. These analyses are not being performed on your samples typically, but on laboratory generated material.
Sample Chain of Custody (Sc)	This is the document created in the field when your samples were initially collected. This is used to verify the time and date of collection, the person collecting the samples, and the analyses that the laboratory is requested to perform. This chain of custody also documents all persons (excluding commercial shippers) that have had control or possession of the samples from the time of collection until delivery to the laboratory for analysis.
Sample Results (Sr)	This section of your report will provide the results of all testing performed on your samples. These results are provided by sample ID and are separated by the analyses performed on each sample. The header line of each analysis section for each sample will provide the name and method number for the analysis reported.
Sample Summary (Ss)	This section of the Analytical Report defines the specific analyses performed for each sample ID, including the dates and times of preparation and/or analysis.

Qualifier	Description
J3	The associated batch QC was outside the established quality control range for precision.
J4	The associated batch QC was outside the established quality control range for accuracy.



ACCREDITATIONS & LOCATIONS

Pace Analytical National 12065 Lebanon Rd Mount Juliet, TN 37122

Alabama	40660	Nebraska	NE-OS-15-05
Alaska	17-026	Nevada	TN000032021-1
Arizona	AZ0612	New Hampshire	2975
Arkansas	88-0469	New Jersey–NELAP	TN002
California	2932	New Mexico ¹	TN00003
Colorado	TN00003	New York	11742
Connecticut	PH-0197	North Carolina	Env375
Florida	E87487	North Carolina ¹	DW21704
Georgia	NELAP	North Carolina ³	41
Georgia ¹	923	North Dakota	R-140
Idaho	TN00003	Ohio–VAP	CL0069
Illinois	200008	Oklahoma	9915
Indiana	C-TN-01	Oregon	TN200002
Iowa	364	Pennsylvania	68-02979
Kansas	E-10277	Rhode Island	LA000356
Kentucky ^{1,6}	KY90010	South Carolina	84004002
Kentucky ²	16	South Dakota	n/a
Louisiana	AI30792	Tennessee ^{1,4}	2006
Louisiana	LA018	Texas	T104704245-20-18
Maine	TN00003	Texas ⁵	LAB0152
Maryland	324	Utah	TN000032021-11
Massachusetts	M-TN003	Vermont	VT2006
Michigan	9958	Virginia	110033
Minnesota	047-999-395	Washington	C847
Mississippi	TN00003	West Virginia	233
Missouri	340	Wisconsin	998093910
Montana	CERT0086	Wyoming	A2LA
A2LA – ISO 17025	1461.01	AIHA-LAP,LLC EMLAP	100789
A2LA – ISO 17025 ⁵	1461.02	DOD	1461.01
Canada	1461.01	USDA	P330-15-00234
EPA–Crypto	TN00003		

¹ Drinking Water ² Underground Storage Tanks ³ Aquatic Toxicity ⁴ Chemical/Microbiological ⁵ Mold ⁶ Wastewater n/a Accreditation not applicable

* Not all certifications held by the laboratory are applicable to the results reported in the attached report.

* Accreditation is only applicable to the test methods specified on each scope of accreditation held by Pace Analytical.



Company Name/Address:
Kinder Morgan- Atlanta, GA
 Ten 10th Street NW
 Suite 1400
 Atlanta, GA 30309

Billing Information:
Accounts Payable
 1000 Windward Concourse
 Ste 450
 Alpharetta, GA 30005

Report to:
Bethany Garvey

Email To:
 bethany.garvey@jacobs.com;tom.wiley@jacobs

Project Description:
Lewis Drive Surface Water

City/State
 Collected: **BELTON, SC**

Please Circle:
 PT MT CT **ET**

Phone: **404-751-5651**

Client Project #
kmldom22
B. CS. EV. GEN. SW

Lab Project #
KINCH2MGA-LEWIS

Collected by (print):
TYLER HALL

Site/Facility ID #
LEWIS DRIVE

P.O. #
WD1034492

Collected by (signature):

Rush? (Lab MUST Be Notified)
 Same Day Five Day
 Next Day 5 Day (Rad Only)
 Two Day 10 Day (Rad Only)
 Three Day

Quote #
 Date Results Needed

Immediately Packed on Ice N Y

Sample ID	Comp/Grab	Matrix *	Depth	Date	Time	No. of Cntrs	Pres Chk	Analysis / Container / Preservative
SW11-081522	GRAB	GW	NA	8-15-22	0930	3	X	
SW10-081522		GW			0940	3	X	
SW09-081522		GW			0955	3	X	
SW08-081522		GW			1000	3	X	
SW02-081522		GW			1050	3	X	
SW03-081522		GW			1140	3	X	
SW14-081522	↓	GW	↓	↓	1205	3	X	
TB01-081522	-	GW	-	-	-	1	X	X
		GW				3	X	
		GW				3	X	

V8260BTEXMNSC 40m|Amb-HCI

TRIP BLANK



MT JULIET, TN

12065 Lebanon Rd Mount Juliet, TN 37122
 Submitting a sample via this chain of custody constitutes acknowledgment and acceptance of the Pace Terms and Conditions found at:
<https://info.pacelabs.com/hubfs/pas-standard-terms.pdf>

SDG # **1525788**

1091

Acctnum: **KINCH2MGA**

Template: **T150983**

Prelogin: **P942645**

PM: **526 - Chris McCord**

PB: **8-8-2022**

Shipped Via: **FedEX Ground**

Remarks | Sample # (lab only)

-01
-02
-03
-04
-05
-06
-07
-08

* Matrix:
 SS - Soil AIR - Air F - Filter
 GW - Groundwater B - Bioassay
 WW - WasteWater
 DW - Drinking Water
 OT - Other

Remarks: **V8260BTEXMNSC Reporting BTEX, MTBE, Naphthalene.**

pH _____ Temp _____
 Flow _____ Other _____

Sample Receipt Checklist	
COC Seal Present/Intact: <input type="checkbox"/> NP <input checked="" type="checkbox"/> Y <input type="checkbox"/> N	
COC Signed/Accurate: <input checked="" type="checkbox"/> Y <input type="checkbox"/> N	
Bottles arrive intact: <input checked="" type="checkbox"/> Y <input type="checkbox"/> N	
Correct bottles used: <input checked="" type="checkbox"/> Y <input type="checkbox"/> N	
Sufficient volume sent: <input checked="" type="checkbox"/> Y <input type="checkbox"/> N	
If Applicable	
VOA Zero Headpace: <input checked="" type="checkbox"/> Y <input type="checkbox"/> N	
Preservation Correct/Checked: <input checked="" type="checkbox"/> Y <input type="checkbox"/> N	
RAD Screen <0.5 mR/hr: <input type="checkbox"/> Y <input checked="" type="checkbox"/> N	

Samples returned via: UPS FedEx Courier
 Tracking # **0221 5913 0270 3702**

Relinquished by: (Signature)

Date: **8-15-22**
 Time: **1600**

Received by: (Signature)

Trip Blank Received: Yes No
 HCl / MeOH TBR

Relinquished by: (Signature)

Date: _____
 Time: _____

Received by: (Signature)

Temp: **4.0 + 0.4** °C
 Bottles Received: **21**

If preservation required by Login: Date/Time

Relinquished by: (Signature)

Date: _____
 Time: _____

Received for lab by: (Signature)

Date: **08/16/22**
 Time: **0845**

Hold: _____
 Condition: **NCF / OK**

Kinder Morgan- Atlanta, GA

Sample Delivery Group: L1538145
Samples Received: 09/21/2022
Project Number: KMLDOM22
Description: Lewis Drive Surface Water

Report To: Bethany Garvey
Ten 10th Street NW
Suite 1400
Atlanta, GA 30309

Entire Report Reviewed By:

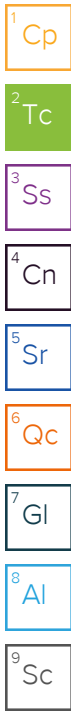


Chris McCord
Project Manager

Results relate only to the items tested or calibrated and are reported as rounded values. This test report shall not be reproduced, except in full, without written approval of the laboratory. Where applicable, sampling conducted by Pace Analytical National is performed per guidance provided in laboratory standard operating procedures ENV-SOP-MTJL-0067 and ENV-SOP-MTJL-0068. Where sampling conducted by the customer, results relate to the accuracy of the information provided, and as the samples are received.

TABLE OF CONTENTS

Cp: Cover Page	1
Tc: Table of Contents	2
Ss: Sample Summary	3
Cn: Case Narrative	4
Sr: Sample Results	5
SW11-092022 L1538145-01	5
SW10-092022 L1538145-02	6
SW09-092022 L1538145-03	7
SW08-092022 L1538145-04	8
SW02-092022 L1538145-05	9
SW03-092022 L1538145-06	10
SW14-092022 L1538145-07	11
TB01-092022 L1538145-08	12
Qc: Quality Control Summary	13
Volatile Organic Compounds (GC/MS) by Method 8260D	13
Gl: Glossary of Terms	14
Al: Accreditations & Locations	15
Sc: Sample Chain of Custody	16



SAMPLE SUMMARY

SW11-092022 L1538145-01 GW

Collected by Alex F. Collected date/time 09/20/22 08:25 Received date/time 09/21/22 09:15

Method	Batch	Dilution	Preparation date/time	Analysis date/time	Analyst	Location
Volatile Organic Compounds (GC/MS) by Method 8260D	WG1931722	1	09/24/22 17:34	09/24/22 17:34	JCP	Mt. Juliet, TN

1 Cp

2 Tc

SW10-092022 L1538145-02 GW

Collected by Alex F. Collected date/time 09/20/22 08:40 Received date/time 09/21/22 09:15

Method	Batch	Dilution	Preparation date/time	Analysis date/time	Analyst	Location
Volatile Organic Compounds (GC/MS) by Method 8260D	WG1931722	1	09/24/22 17:55	09/24/22 17:55	JCP	Mt. Juliet, TN

3 Ss

4 Cn

5 Sr

SW09-092022 L1538145-03 GW

Collected by Alex F. Collected date/time 09/20/22 09:00 Received date/time 09/21/22 09:15

Method	Batch	Dilution	Preparation date/time	Analysis date/time	Analyst	Location
Volatile Organic Compounds (GC/MS) by Method 8260D	WG1931722	1	09/24/22 18:15	09/24/22 18:15	JCP	Mt. Juliet, TN

6 Qc

7 Gl

8 Al

SW08-092022 L1538145-04 GW

Collected by Alex F. Collected date/time 09/20/22 09:10 Received date/time 09/21/22 09:15

Method	Batch	Dilution	Preparation date/time	Analysis date/time	Analyst	Location
Volatile Organic Compounds (GC/MS) by Method 8260D	WG1931722	1	09/24/22 18:36	09/24/22 18:36	JCP	Mt. Juliet, TN

9 Sc

SW02-092022 L1538145-05 GW

Collected by Alex F. Collected date/time 09/20/22 09:35 Received date/time 09/21/22 09:15

Method	Batch	Dilution	Preparation date/time	Analysis date/time	Analyst	Location
Volatile Organic Compounds (GC/MS) by Method 8260D	WG1931722	1	09/24/22 18:57	09/24/22 18:57	JCP	Mt. Juliet, TN

SW03-092022 L1538145-06 GW

Collected by Alex F. Collected date/time 09/20/22 10:00 Received date/time 09/21/22 09:15

Method	Batch	Dilution	Preparation date/time	Analysis date/time	Analyst	Location
Volatile Organic Compounds (GC/MS) by Method 8260D	WG1931722	1	09/24/22 19:18	09/24/22 19:18	JCP	Mt. Juliet, TN

SW14-092022 L1538145-07 GW

Collected by Alex F. Collected date/time 09/20/22 10:35 Received date/time 09/21/22 09:15

Method	Batch	Dilution	Preparation date/time	Analysis date/time	Analyst	Location
Volatile Organic Compounds (GC/MS) by Method 8260D	WG1931722	1	09/24/22 19:38	09/24/22 19:38	JCP	Mt. Juliet, TN

TB01-092022 L1538145-08 GW

Collected by Alex F. Collected date/time 09/20/22 14:40 Received date/time 09/21/22 09:15

Method	Batch	Dilution	Preparation date/time	Analysis date/time	Analyst	Location
Volatile Organic Compounds (GC/MS) by Method 8260D	WG1931722	1	09/24/22 14:28	09/24/22 14:28	JCP	Mt. Juliet, TN

CASE NARRATIVE

All sample aliquots were received at the correct temperature, in the proper containers, with the appropriate preservatives, and within method specified holding times, unless qualified or notated within the report. Where applicable, all MDL (LOD) and RDL (LOQ) values reported for environmental samples have been corrected for the dilution factor used in the analysis. All Method and Batch Quality Control are within established criteria except where addressed in this case narrative, a non-conformance form or properly qualified within the sample results. By my digital signature below, I affirm to the best of my knowledge, all problems/anomalies observed by the laboratory as having the potential to affect the quality of the data have been identified by the laboratory, and no information or data have been knowingly withheld that would affect the quality of the data.



Chris McCord
Project Manager

¹ Cp

² Tc

³ Ss

⁴ Cn

⁵ Sr

⁶ Qc

⁷ Gl

⁸ Al

⁹ Sc

Volatile Organic Compounds (GC/MS) by Method 8260D

Analyte	Result	Qualifier	RDL	Dilution	Analysis date / time	Batch
Benzene	ND		1.00	1	09/24/2022 17:34	WG1931722
Toluene	ND		1.00	1	09/24/2022 17:34	WG1931722
Ethylbenzene	ND		1.00	1	09/24/2022 17:34	WG1931722
o-Xylene	ND		1.00	1	09/24/2022 17:34	WG1931722
m&p-Xylene	ND		2.00	1	09/24/2022 17:34	WG1931722
Total Xylenes	ND		3.00	1	09/24/2022 17:34	WG1931722
Methyl tert-butyl ether	ND		1.00	1	09/24/2022 17:34	WG1931722
Naphthalene	ND		5.00	1	09/24/2022 17:34	WG1931722
<i>(S) Toluene-d8</i>	109		80.0-120		09/24/2022 17:34	WG1931722
<i>(S) 4-Bromofluorobenzene</i>	108		77.0-126		09/24/2022 17:34	WG1931722
<i>(S) 1,2-Dichloroethane-d4</i>	104		70.0-130		09/24/2022 17:34	WG1931722

- 1 Cp
- 2 Tc
- 3 Ss
- 4 Cn
- 5 Sr
- 6 Qc
- 7 Gl
- 8 Al
- 9 Sc

Volatile Organic Compounds (GC/MS) by Method 8260D

Analyte	Result	Qualifier	RDL	Dilution	Analysis date / time	Batch
Benzene	ND		1.00	1	09/24/2022 17:55	WG1931722
Toluene	ND		1.00	1	09/24/2022 17:55	WG1931722
Ethylbenzene	ND		1.00	1	09/24/2022 17:55	WG1931722
o-Xylene	ND		1.00	1	09/24/2022 17:55	WG1931722
m&p-Xylene	ND		2.00	1	09/24/2022 17:55	WG1931722
Total Xylenes	ND		3.00	1	09/24/2022 17:55	WG1931722
Methyl tert-butyl ether	ND		1.00	1	09/24/2022 17:55	WG1931722
Naphthalene	ND		5.00	1	09/24/2022 17:55	WG1931722
<i>(S) Toluene-d8</i>	107		80.0-120		09/24/2022 17:55	WG1931722
<i>(S) 4-Bromofluorobenzene</i>	104		77.0-126		09/24/2022 17:55	WG1931722
<i>(S) 1,2-Dichloroethane-d4</i>	102		70.0-130		09/24/2022 17:55	WG1931722

- 1 Cp
- 2 Tc
- 3 Ss
- 4 Cn
- 5 Sr
- 6 Qc
- 7 Gl
- 8 Al
- 9 Sc

Volatile Organic Compounds (GC/MS) by Method 8260D

Analyte	Result	Qualifier	RDL	Dilution	Analysis date / time	Batch
Benzene	ND		1.00	1	09/24/2022 18:15	WG1931722
Toluene	ND		1.00	1	09/24/2022 18:15	WG1931722
Ethylbenzene	ND		1.00	1	09/24/2022 18:15	WG1931722
o-Xylene	ND		1.00	1	09/24/2022 18:15	WG1931722
m&p-Xylene	ND		2.00	1	09/24/2022 18:15	WG1931722
Total Xylenes	ND		3.00	1	09/24/2022 18:15	WG1931722
Methyl tert-butyl ether	ND		1.00	1	09/24/2022 18:15	WG1931722
Naphthalene	ND		5.00	1	09/24/2022 18:15	WG1931722
<i>(S) Toluene-d8</i>	106		80.0-120		09/24/2022 18:15	WG1931722
<i>(S) 4-Bromofluorobenzene</i>	107		77.0-126		09/24/2022 18:15	WG1931722
<i>(S) 1,2-Dichloroethane-d4</i>	105		70.0-130		09/24/2022 18:15	WG1931722

1 Cp

2 Tc

3 Ss

4 Cn

5 Sr

6 Qc

7 Gl

8 Al

9 Sc

Volatile Organic Compounds (GC/MS) by Method 8260D

Analyte	Result	Qualifier	RDL	Dilution	Analysis date / time	Batch
Benzene	ND		1.00	1	09/24/2022 18:36	WG1931722
Toluene	ND		1.00	1	09/24/2022 18:36	WG1931722
Ethylbenzene	ND		1.00	1	09/24/2022 18:36	WG1931722
o-Xylene	ND		1.00	1	09/24/2022 18:36	WG1931722
m&p-Xylene	ND		2.00	1	09/24/2022 18:36	WG1931722
Total Xylenes	ND		3.00	1	09/24/2022 18:36	WG1931722
Methyl tert-butyl ether	ND		1.00	1	09/24/2022 18:36	WG1931722
Naphthalene	ND		5.00	1	09/24/2022 18:36	WG1931722
<i>(S) Toluene-d8</i>	105		80.0-120		09/24/2022 18:36	WG1931722
<i>(S) 4-Bromofluorobenzene</i>	107		77.0-126		09/24/2022 18:36	WG1931722
<i>(S) 1,2-Dichloroethane-d4</i>	105		70.0-130		09/24/2022 18:36	WG1931722

1 Cp

2 Tc

3 Ss

4 Cn

5 Sr

6 Qc

7 Gl

8 Al

9 Sc

Volatile Organic Compounds (GC/MS) by Method 8260D

Analyte	Result	Qualifier	RDL	Dilution	Analysis date / time	Batch
Benzene	ND		1.00	1	09/24/2022 18:57	WG1931722
Toluene	ND		1.00	1	09/24/2022 18:57	WG1931722
Ethylbenzene	ND		1.00	1	09/24/2022 18:57	WG1931722
o-Xylene	ND		1.00	1	09/24/2022 18:57	WG1931722
m&p-Xylene	ND		2.00	1	09/24/2022 18:57	WG1931722
Total Xylenes	ND		3.00	1	09/24/2022 18:57	WG1931722
Methyl tert-butyl ether	4.23		1.00	1	09/24/2022 18:57	WG1931722
Naphthalene	ND		5.00	1	09/24/2022 18:57	WG1931722
<i>(S) Toluene-d8</i>	105		80.0-120		09/24/2022 18:57	WG1931722
<i>(S) 4-Bromofluorobenzene</i>	107		77.0-126		09/24/2022 18:57	WG1931722
<i>(S) 1,2-Dichloroethane-d4</i>	103		70.0-130		09/24/2022 18:57	WG1931722

- 1 Cp
- 2 Tc
- 3 Ss
- 4 Cn
- 5 Sr
- 6 Qc
- 7 Gl
- 8 Al
- 9 Sc

Volatile Organic Compounds (GC/MS) by Method 8260D

Analyte	Result	Qualifier	RDL	Dilution	Analysis date / time	Batch
Benzene	ND		1.00	1	09/24/2022 19:18	WG1931722
Toluene	ND		1.00	1	09/24/2022 19:18	WG1931722
Ethylbenzene	ND		1.00	1	09/24/2022 19:18	WG1931722
o-Xylene	ND		1.00	1	09/24/2022 19:18	WG1931722
m&p-Xylene	ND		2.00	1	09/24/2022 19:18	WG1931722
Total Xylenes	ND		3.00	1	09/24/2022 19:18	WG1931722
Methyl tert-butyl ether	ND		1.00	1	09/24/2022 19:18	WG1931722
Naphthalene	ND		5.00	1	09/24/2022 19:18	WG1931722
<i>(S) Toluene-d8</i>	106		80.0-120		09/24/2022 19:18	WG1931722
<i>(S) 4-Bromofluorobenzene</i>	106		77.0-126		09/24/2022 19:18	WG1931722
<i>(S) 1,2-Dichloroethane-d4</i>	105		70.0-130		09/24/2022 19:18	WG1931722

1 Cp

2 Tc

3 Ss

4 Cn

5 Sr

6 Qc

7 Gl

8 Al

9 Sc

Volatile Organic Compounds (GC/MS) by Method 8260D

Analyte	Result	Qualifier	RDL	Dilution	Analysis date / time	Batch
Benzene	ND		1.00	1	09/24/2022 19:38	WG1931722
Toluene	ND		1.00	1	09/24/2022 19:38	WG1931722
Ethylbenzene	ND		1.00	1	09/24/2022 19:38	WG1931722
o-Xylene	ND		1.00	1	09/24/2022 19:38	WG1931722
m&p-Xylene	ND		2.00	1	09/24/2022 19:38	WG1931722
Total Xylenes	ND		3.00	1	09/24/2022 19:38	WG1931722
Methyl tert-butyl ether	ND		1.00	1	09/24/2022 19:38	WG1931722
Naphthalene	ND		5.00	1	09/24/2022 19:38	WG1931722
<i>(S) Toluene-d8</i>	104		80.0-120		09/24/2022 19:38	WG1931722
<i>(S) 4-Bromofluorobenzene</i>	106		77.0-126		09/24/2022 19:38	WG1931722
<i>(S) 1,2-Dichloroethane-d4</i>	105		70.0-130		09/24/2022 19:38	WG1931722

- 1 Cp
- 2 Tc
- 3 Ss
- 4 Cn
- 5 Sr
- 6 Qc
- 7 Gl
- 8 Al
- 9 Sc

Volatile Organic Compounds (GC/MS) by Method 8260D

Analyte	Result	Qualifier	RDL	Dilution	Analysis date / time	Batch
Benzene	ND		1.00	1	09/24/2022 14:28	WG1931722
Toluene	ND		1.00	1	09/24/2022 14:28	WG1931722
Ethylbenzene	ND		1.00	1	09/24/2022 14:28	WG1931722
o-Xylene	ND		1.00	1	09/24/2022 14:28	WG1931722
m&p-Xylene	ND		2.00	1	09/24/2022 14:28	WG1931722
Total Xylenes	ND		3.00	1	09/24/2022 14:28	WG1931722
Methyl tert-butyl ether	ND		1.00	1	09/24/2022 14:28	WG1931722
Naphthalene	ND		5.00	1	09/24/2022 14:28	WG1931722
<i>(S) Toluene-d8</i>	106		80.0-120		09/24/2022 14:28	WG1931722
<i>(S) 4-Bromofluorobenzene</i>	106		77.0-126		09/24/2022 14:28	WG1931722
<i>(S) 1,2-Dichloroethane-d4</i>	103		70.0-130		09/24/2022 14:28	WG1931722

- 1 Cp
- 2 Tc
- 3 Ss
- 4 Cn
- 5 Sr
- 6 Qc
- 7 Gl
- 8 Al
- 9 Sc

Method Blank (MB)

(MB) R3842782-3 09/24/22 13:46

Analyte	MB Result	MB Qualifier	MB MDL	MB RDL
	ug/l		ug/l	ug/l
Benzene	U		0.0941	1.00
Toluene	U		0.278	1.00
Ethylbenzene	U		0.137	1.00
o-Xylene	U		0.174	1.00
m&p-Xylenes	U		0.430	2.00
Xylenes, Total	U		0.174	3.00
Methyl tert-butyl ether	U		0.101	1.00
Naphthalene	U		1.00	5.00
(S) Toluene-d8	106			80.0-120
(S) 4-Bromofluorobenzene	109			77.0-126
(S) 1,2-Dichloroethane-d4	102			70.0-130

Laboratory Control Sample (LCS) • Laboratory Control Sample Duplicate (LCSD)

(LCS) R3842782-1 09/24/22 12:44 • (LCSD) R3842782-2 09/24/22 13:05

Analyte	Spike Amount	LCS Result	LCSD Result	LCS Rec.	LCSD Rec.	Rec. Limits	LCS Qualifier	LCSD Qualifier	RPD	RPD Limits
	ug/l	ug/l	ug/l	%	%	%			%	%
Benzene	5.00	5.98	5.80	120	116	70.0-130			3.06	20
Toluene	5.00	5.42	5.36	108	107	70.0-130			1.11	20
Ethylbenzene	5.00	5.05	4.98	101	99.6	70.0-130			1.40	20
o-Xylene	5.00	5.00	4.99	100	99.8	70.0-130			0.200	20
m&p-Xylenes	10.0	10.4	9.98	104	99.8	70.0-130			4.12	20
Xylenes, Total	15.0	15.4	15.0	103	100	70.0-130			2.63	20
Methyl tert-butyl ether	5.00	5.90	5.86	118	117	70.0-130			0.680	20
Naphthalene	5.00	5.81	5.33	116	107	70.0-130			8.62	20
(S) Toluene-d8				103	103	80.0-120				
(S) 4-Bromofluorobenzene				109	108	77.0-126				
(S) 1,2-Dichloroethane-d4				103	104	70.0-130				

1 Cp

2 Tc

3 Ss

4 Cn

5 Sr

6 Qc

7 Gl

8 Al

9 Sc

GLOSSARY OF TERMS

Guide to Reading and Understanding Your Laboratory Report

The information below is designed to better explain the various terms used in your report of analytical results from the Laboratory. This is not intended as a comprehensive explanation, and if you have additional questions please contact your project representative.

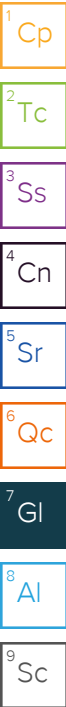
Results Disclaimer - Information that may be provided by the customer, and contained within this report, include Permit Limits, Project Name, Sample ID, Sample Matrix, Sample Preservation, Field Blanks, Field Spikes, Field Duplicates, On-Site Data, Sampling Collection Dates/Times, and Sampling Location. Results relate to the accuracy of this information provided, and as the samples are received.

Abbreviations and Definitions

MDL	Method Detection Limit.
ND	Not detected at the Reporting Limit (or MDL where applicable).
RDL	Reported Detection Limit.
Rec.	Recovery.
RPD	Relative Percent Difference.
SDG	Sample Delivery Group.
(S)	Surrogate (Surrogate Standard) - Analytes added to every blank, sample, Laboratory Control Sample/Duplicate and Matrix Spike/Duplicate; used to evaluate analytical efficiency by measuring recovery. Surrogates are not expected to be detected in all environmental media.
U	Not detected at the Reporting Limit (or MDL where applicable).
Analyte	The name of the particular compound or analysis performed. Some Analyses and Methods will have multiple analytes reported.
Dilution	If the sample matrix contains an interfering material, the sample preparation volume or weight values differ from the standard, or if concentrations of analytes in the sample are higher than the highest limit of concentration that the laboratory can accurately report, the sample may be diluted for analysis. If a value different than 1 is used in this field, the result reported has already been corrected for this factor.
Limits	These are the target % recovery ranges or % difference value that the laboratory has historically determined as normal for the method and analyte being reported. Successful QC Sample analysis will target all analytes recovered or duplicated within these ranges.
Qualifier	This column provides a letter and/or number designation that corresponds to additional information concerning the result reported. If a Qualifier is present, a definition per Qualifier is provided within the Glossary and Definitions page and potentially a discussion of possible implications of the Qualifier in the Case Narrative if applicable.
Result	The actual analytical final result (corrected for any sample specific characteristics) reported for your sample. If there was no measurable result returned for a specific analyte, the result in this column may state "ND" (Not Detected) or "BDL" (Below Detectable Levels). The information in the results column should always be accompanied by either an MDL (Method Detection Limit) or RDL (Reporting Detection Limit) that defines the lowest value that the laboratory could detect or report for this analyte.
Uncertainty (Radiochemistry)	Confidence level of 2 sigma.
Case Narrative (Cn)	A brief discussion about the included sample results, including a discussion of any non-conformances to protocol observed either at sample receipt by the laboratory from the field or during the analytical process. If present, there will be a section in the Case Narrative to discuss the meaning of any data qualifiers used in the report.
Quality Control Summary (Qc)	This section of the report includes the results of the laboratory quality control analyses required by procedure or analytical methods to assist in evaluating the validity of the results reported for your samples. These analyses are not being performed on your samples typically, but on laboratory generated material.
Sample Chain of Custody (Sc)	This is the document created in the field when your samples were initially collected. This is used to verify the time and date of collection, the person collecting the samples, and the analyses that the laboratory is requested to perform. This chain of custody also documents all persons (excluding commercial shippers) that have had control or possession of the samples from the time of collection until delivery to the laboratory for analysis.
Sample Results (Sr)	This section of your report will provide the results of all testing performed on your samples. These results are provided by sample ID and are separated by the analyses performed on each sample. The header line of each analysis section for each sample will provide the name and method number for the analysis reported.
Sample Summary (Ss)	This section of the Analytical Report defines the specific analyses performed for each sample ID, including the dates and times of preparation and/or analysis.

Qualifier Description

The remainder of this page intentionally left blank, there are no qualifiers applied to this SDG.



ACCREDITATIONS & LOCATIONS

Pace Analytical National 12065 Lebanon Rd Mount Juliet, TN 37122

Alabama	40660	Nebraska	NE-OS-15-05
Alaska	17-026	Nevada	TN000032021-1
Arizona	AZ0612	New Hampshire	2975
Arkansas	88-0469	New Jersey-NELAP	TN002
California	2932	New Mexico ¹	TN00003
Colorado	TN00003	New York	11742
Connecticut	PH-0197	North Carolina	Env375
Florida	E87487	North Carolina ¹	DW21704
Georgia	NELAP	North Carolina ³	41
Georgia ¹	923	North Dakota	R-140
Idaho	TN00003	Ohio-VAP	CL0069
Illinois	200008	Oklahoma	9915
Indiana	C-TN-01	Oregon	TN200002
Iowa	364	Pennsylvania	68-02979
Kansas	E-10277	Rhode Island	LA000356
Kentucky ^{1,6}	KY90010	South Carolina	84004002
Kentucky ²	16	South Dakota	n/a
Louisiana	AI30792	Tennessee ^{1,4}	2006
Louisiana	LA018	Texas	T104704245-20-18
Maine	TN00003	Texas ⁵	LAB0152
Maryland	324	Utah	TN000032021-11
Massachusetts	M-TN003	Vermont	VT2006
Michigan	9958	Virginia	110033
Minnesota	047-999-395	Washington	C847
Mississippi	TN00003	West Virginia	233
Missouri	340	Wisconsin	998093910
Montana	CERT0086	Wyoming	A2LA
A2LA – ISO 17025	1461.01	AIHA-LAP,LLC EMLAP	100789
A2LA – ISO 17025 ⁵	1461.02	DOD	1461.01
Canada	1461.01	USDA	P330-15-00234
EPA-Crypto	TN00003		

¹ Drinking Water ² Underground Storage Tanks ³ Aquatic Toxicity ⁴ Chemical/Microbiological ⁵ Mold ⁶ Wastewater n/a Accreditation not applicable

* Not all certifications held by the laboratory are applicable to the results reported in the attached report.

* Accreditation is only applicable to the test methods specified on each scope of accreditation held by Pace Analytical.



Company Name/Address:
Kinder Morgan- Atlanta, GA
 Ten 10th Street NW
 Suite 1400
 Atlanta, GA 30309

Billing Information:
 Accounts Payable
 1000 Windward Concourse
 Ste 450
 Alpharetta, GA 30005

Pres Chk

Analysis / Container / Preservative

Chain of Custody Page 1 of 1

Pace
 PEOPLE ADVANCING SCIENCE

Report to:
Bethany Garvey

Email To:
 bethany.garvey@jacobs.com;tom.wiley@jacobs

Project Description:
Lewis Drive Surface Water

City/State
 Collected: **Bolton, SC**

Please Circle:
 PT MT CT

Phone: **404-751-5651**

Client Project #
KMLDOM22

Lab Project #
KINCH2MGA-LEWIS

Collected by (print):
A. Furness

Site/Facility ID #

P.O. #
WD1034492

Collected by (signature):

Rush? (Lab MUST Be Notified)
 Same Day Five Day
 Next Day 5 Day (Rad Only)
 Two Day 10 Day (Rad Only)
 Three Day

Quote #
 Date Results Needed

Immediately
 Packed on Ice N Y

Sample ID	Comp/Grab	Matrix *	Depth	Date	Time	No. of Cntrs
-----------	-----------	----------	-------	------	------	--------------

SW11-092022	Grab	GW		9/20/22	0825	3 X
SW10-092022	↓	GW			0840	3 X
SW09-092022	↓	GW			0900	3 X
SW08-092022	↓	GW			0910	3 X
SW02-092022	↓	GW			0935	3 X
SW03-092022	↓	GW			1000	3 X
SW14-092022	✓	GW		✓	1035	3 X
TB01-092022	Grab	GW		9/20/22	1440	3 X
		GW				3 X
		GW				3 X

V8260BTEXMNSC 40mlAmb-HCI

MT JULIET, TN
 12065 Lebanon Rd Mount Juliet, TN 37122
 Submitting a sample via this chain of custody constitutes acknowledgment and acceptance of the Pace Terms and Conditions found at: <https://info.pacelabs.com/hubfs/pas-standard-terms.pdf>

SDG # **1538148**
1050

Acctnum: **KINCH2MGA**
 Template: **T150983**
 Prelogin: **P950436**
 PM: **526 - Chris McCord**
 PB: **6-9-13-22**

Shipped Via: **FedEX Ground**

* Matrix:
 SS - Soil AIR - Air F - Filter
 GW - Groundwater B - Bioassay
 WW - WasteWater
 DW - Drinking Water
 OT - Other _____

Remarks: **V8260BTEXMNSC Reporting BTEX, MTBE, Naphthalene.**

Sample Receipt Checklist
 COC Seal Present/Intact: Y N
 COC Signed/Accurate: Y N
 Bottles arrive intact: Y N
 Correct bottles used: Y N
 Sufficient volume sent: Y N
 If Applicable
 VOA Zero Headspace: Y N
 Preservation Correct/Checked: Y N
 RAD Screen <0.5 mR/hr: Y N

pH _____ Temp _____
 Flow _____ Other _____

Samples returned via:
 UPS FedEx Courier _____

Tracking # _____

Relinquished by: (Signature)

Date: **9/20/22**

Time: **1700**

Received by: (Signature)

Trip Blank Received: Yes / No
 HCL/MeOH
 TBR

If preservation required by Login: Date/Time

Relinquished by: (Signature)

Date:

Time:

Received by: (Signature)

Temp: **34.46 °C**
6.250 = 12.1

Hold:

Relinquished by: (Signature)

Date:

Time:

Received for lab by: (Signature)
Caleb Trep

Date: **9/21/22** Time: **09:15**

Condition: **NCF / OK**

Kinder Morgan- Atlanta, GA

Sample Delivery Group: L1549283
Samples Received: 10/21/2022
Project Number: KMLDOM22
Description: Lewis Drive Surface Water

Report To: Bethany Garvey
Ten 10th Street NW
Suite 1400
Atlanta, GA 30309










Entire Report Reviewed By:



Chris McCord
Project Manager

Results relate only to the items tested or calibrated and are reported as rounded values. This test report shall not be reproduced, except in full, without written approval of the laboratory. Where applicable, sampling conducted by Pace Analytical National is performed per guidance provided in laboratory standard operating procedures ENV-SOP-MTJL-0067 and ENV-SOP-MTJL-0068. Where sampling conducted by the customer, results relate to the accuracy of the information provided, and as the samples are received.

TABLE OF CONTENTS

Cp: Cover Page	1	
Tc: Table of Contents	2	
Ss: Sample Summary	3	
Cn: Case Narrative	4	
Sr: Sample Results	5	
SW11-102022 L1549283-01	5	
SW10-102022 L1549283-02	6	
SW09-102022 L1549283-03	7	
SW08-102022 L1549283-04	8	
SW02-102022 L1549283-05	9	
SW03-102022 L1549283-06	10	
SW14-102022 L1549283-07	11	
TB01-102022 L1549283-08	12	
Qc: Quality Control Summary	13	
Volatile Organic Compounds (GC/MS) by Method 8260D	13	
Gl: Glossary of Terms	14	
Al: Accreditations & Locations	15	
Sc: Sample Chain of Custody	16	

SAMPLE SUMMARY

SW11-102022 L1549283-01 GW

Collected by T. Hall Collected date/time 10/20/22 13:00 Received date/time 10/21/22 09:00

Method	Batch	Dilution	Preparation date/time	Analysis date/time	Analyst	Location
Volatile Organic Compounds (GC/MS) by Method 8260D	WG1948459	1	10/25/22 10:57	10/25/22 10:57	JAH	Mt. Juliet, TN

1 Cp

2 Tc

SW10-102022 L1549283-02 GW

Collected by T. Hall Collected date/time 10/20/22 13:10 Received date/time 10/21/22 09:00

Method	Batch	Dilution	Preparation date/time	Analysis date/time	Analyst	Location
Volatile Organic Compounds (GC/MS) by Method 8260D	WG1948459	1	10/25/22 11:18	10/25/22 11:18	JAH	Mt. Juliet, TN

3 Ss

4 Cn

5 Sr

SW09-102022 L1549283-03 GW

Collected by T. Hall Collected date/time 10/20/22 13:20 Received date/time 10/21/22 09:00

Method	Batch	Dilution	Preparation date/time	Analysis date/time	Analyst	Location
Volatile Organic Compounds (GC/MS) by Method 8260D	WG1948459	1	10/25/22 11:38	10/25/22 11:38	JAH	Mt. Juliet, TN

6 Qc

7 Gl

8 Al

SW08-102022 L1549283-04 GW

Collected by T. Hall Collected date/time 10/20/22 13:30 Received date/time 10/21/22 09:00

Method	Batch	Dilution	Preparation date/time	Analysis date/time	Analyst	Location
Volatile Organic Compounds (GC/MS) by Method 8260D	WG1948459	1	10/25/22 11:59	10/25/22 11:59	JAH	Mt. Juliet, TN

9 Sc

SW02-102022 L1549283-05 GW

Collected by T. Hall Collected date/time 10/20/22 14:20 Received date/time 10/21/22 09:00

Method	Batch	Dilution	Preparation date/time	Analysis date/time	Analyst	Location
Volatile Organic Compounds (GC/MS) by Method 8260D	WG1948459	1	10/25/22 12:19	10/25/22 12:19	JAH	Mt. Juliet, TN

SW03-102022 L1549283-06 GW

Collected by T. Hall Collected date/time 10/20/22 14:40 Received date/time 10/21/22 09:00

Method	Batch	Dilution	Preparation date/time	Analysis date/time	Analyst	Location
Volatile Organic Compounds (GC/MS) by Method 8260D	WG1948459	1	10/25/22 12:40	10/25/22 12:40	JAH	Mt. Juliet, TN

SW14-102022 L1549283-07 GW

Collected by T. Hall Collected date/time 10/20/22 14:55 Received date/time 10/21/22 09:00

Method	Batch	Dilution	Preparation date/time	Analysis date/time	Analyst	Location
Volatile Organic Compounds (GC/MS) by Method 8260D	WG1948459	1	10/25/22 13:00	10/25/22 13:00	JAH	Mt. Juliet, TN

TB01-102022 L1549283-08 GW

Collected by T. Hall Collected date/time 10/20/22 00:00 Received date/time 10/21/22 09:00

Method	Batch	Dilution	Preparation date/time	Analysis date/time	Analyst	Location
Volatile Organic Compounds (GC/MS) by Method 8260D	WG1948459	1	10/25/22 10:37	10/25/22 10:37	JAH	Mt. Juliet, TN

CASE NARRATIVE

All sample aliquots were received at the correct temperature, in the proper containers, with the appropriate preservatives, and within method specified holding times, unless qualified or notated within the report. Where applicable, all MDL (LOD) and RDL (LOQ) values reported for environmental samples have been corrected for the dilution factor used in the analysis. All Method and Batch Quality Control are within established criteria except where addressed in this case narrative, a non-conformance form or properly qualified within the sample results. By my digital signature below, I affirm to the best of my knowledge, all problems/anomalies observed by the laboratory as having the potential to affect the quality of the data have been identified by the laboratory, and no information or data have been knowingly withheld that would affect the quality of the data.



Chris McCord
Project Manager

¹ Cp

² Tc

³ Ss

⁴ Cn

⁵ Sr

⁶ Qc

⁷ Gl

⁸ Al

⁹ Sc

Volatile Organic Compounds (GC/MS) by Method 8260D

Analyte	Result	Qualifier	RDL	Dilution	Analysis date / time	Batch
Benzene	ND		1.00	1	10/25/2022 10:57	WG1948459
Toluene	ND		1.00	1	10/25/2022 10:57	WG1948459
Ethylbenzene	ND		1.00	1	10/25/2022 10:57	WG1948459
o-Xylene	ND		1.00	1	10/25/2022 10:57	WG1948459
m&p-Xylene	ND		2.00	1	10/25/2022 10:57	WG1948459
Total Xylenes	ND		3.00	1	10/25/2022 10:57	WG1948459
Methyl tert-butyl ether	ND		1.00	1	10/25/2022 10:57	WG1948459
Naphthalene	ND		5.00	1	10/25/2022 10:57	WG1948459
(S) Toluene-d8	105		80.0-120		10/25/2022 10:57	WG1948459
(S) 4-Bromofluorobenzene	104		77.0-126		10/25/2022 10:57	WG1948459
(S) 1,2-Dichloroethane-d4	108		70.0-130		10/25/2022 10:57	WG1948459

1 Cp

2 Tc

3 Ss

4 Cn

5 Sr

6 Qc

7 Gl

8 Al

9 Sc

Volatile Organic Compounds (GC/MS) by Method 8260D

Analyte	Result	Qualifier	RDL	Dilution	Analysis date / time	Batch
Benzene	ND		1.00	1	10/25/2022 11:18	WG1948459
Toluene	ND		1.00	1	10/25/2022 11:18	WG1948459
Ethylbenzene	ND		1.00	1	10/25/2022 11:18	WG1948459
o-Xylene	ND		1.00	1	10/25/2022 11:18	WG1948459
m&p-Xylene	ND		2.00	1	10/25/2022 11:18	WG1948459
Total Xylenes	ND		3.00	1	10/25/2022 11:18	WG1948459
Methyl tert-butyl ether	ND		1.00	1	10/25/2022 11:18	WG1948459
Naphthalene	ND		5.00	1	10/25/2022 11:18	WG1948459
(S) Toluene-d8	107		80.0-120		10/25/2022 11:18	WG1948459
(S) 4-Bromofluorobenzene	107		77.0-126		10/25/2022 11:18	WG1948459
(S) 1,2-Dichloroethane-d4	108		70.0-130		10/25/2022 11:18	WG1948459

- 1 Cp
- 2 Tc
- 3 Ss
- 4 Cn
- 5 Sr
- 6 Qc
- 7 Gl
- 8 Al
- 9 Sc

Volatile Organic Compounds (GC/MS) by Method 8260D

Analyte	Result	Qualifier	RDL	Dilution	Analysis date / time	Batch
Benzene	ND		1.00	1	10/25/2022 11:38	WG1948459
Toluene	ND		1.00	1	10/25/2022 11:38	WG1948459
Ethylbenzene	ND		1.00	1	10/25/2022 11:38	WG1948459
o-Xylene	ND		1.00	1	10/25/2022 11:38	WG1948459
m&p-Xylene	ND		2.00	1	10/25/2022 11:38	WG1948459
Total Xylenes	ND		3.00	1	10/25/2022 11:38	WG1948459
Methyl tert-butyl ether	ND		1.00	1	10/25/2022 11:38	WG1948459
Naphthalene	ND		5.00	1	10/25/2022 11:38	WG1948459
(S) Toluene-d8	105		80.0-120		10/25/2022 11:38	WG1948459
(S) 4-Bromofluorobenzene	105		77.0-126		10/25/2022 11:38	WG1948459
(S) 1,2-Dichloroethane-d4	109		70.0-130		10/25/2022 11:38	WG1948459

- 1 Cp
- 2 Tc
- 3 Ss
- 4 Cn
- 5 Sr
- 6 Qc
- 7 Gl
- 8 Al
- 9 Sc

Volatile Organic Compounds (GC/MS) by Method 8260D

Analyte	Result	Qualifier	RDL	Dilution	Analysis date / time	Batch
Benzene	ND		1.00	1	10/25/2022 11:59	WG1948459
Toluene	ND		1.00	1	10/25/2022 11:59	WG1948459
Ethylbenzene	ND		1.00	1	10/25/2022 11:59	WG1948459
o-Xylene	ND		1.00	1	10/25/2022 11:59	WG1948459
m&p-Xylene	ND		2.00	1	10/25/2022 11:59	WG1948459
Total Xylenes	ND		3.00	1	10/25/2022 11:59	WG1948459
Methyl tert-butyl ether	ND		1.00	1	10/25/2022 11:59	WG1948459
Naphthalene	ND		5.00	1	10/25/2022 11:59	WG1948459
(S) Toluene-d8	107		80.0-120		10/25/2022 11:59	WG1948459
(S) 4-Bromofluorobenzene	104		77.0-126		10/25/2022 11:59	WG1948459
(S) 1,2-Dichloroethane-d4	109		70.0-130		10/25/2022 11:59	WG1948459

1 Cp

2 Tc

3 Ss

4 Cn

5 Sr

6 Qc

7 Gl

8 Al

9 Sc

Volatile Organic Compounds (GC/MS) by Method 8260D

Analyte	Result	Qualifier	RDL	Dilution	Analysis date / time	Batch
Benzene	8.16		1.00	1	10/25/2022 12:19	WG1948459
Toluene	ND		1.00	1	10/25/2022 12:19	WG1948459
Ethylbenzene	ND		1.00	1	10/25/2022 12:19	WG1948459
o-Xylene	ND		1.00	1	10/25/2022 12:19	WG1948459
m&p-Xylene	ND		2.00	1	10/25/2022 12:19	WG1948459
Total Xylenes	ND		3.00	1	10/25/2022 12:19	WG1948459
Methyl tert-butyl ether	6.06		1.00	1	10/25/2022 12:19	WG1948459
Naphthalene	ND		5.00	1	10/25/2022 12:19	WG1948459
<i>(S) Toluene-d8</i>	107		80.0-120		10/25/2022 12:19	WG1948459
<i>(S) 4-Bromofluorobenzene</i>	107		77.0-126		10/25/2022 12:19	WG1948459
<i>(S) 1,2-Dichloroethane-d4</i>	108		70.0-130		10/25/2022 12:19	WG1948459

1 Cp

2 Tc

3 Ss

4 Cn

5 Sr

6 Qc

7 Gl

8 Al

9 Sc

Volatile Organic Compounds (GC/MS) by Method 8260D

Analyte	Result	Qualifier	RDL	Dilution	Analysis date / time	Batch
Benzene	ND		1.00	1	10/25/2022 12:40	WG1948459
Toluene	ND		1.00	1	10/25/2022 12:40	WG1948459
Ethylbenzene	ND		1.00	1	10/25/2022 12:40	WG1948459
o-Xylene	ND		1.00	1	10/25/2022 12:40	WG1948459
m&p-Xylene	ND		2.00	1	10/25/2022 12:40	WG1948459
Total Xylenes	ND		3.00	1	10/25/2022 12:40	WG1948459
Methyl tert-butyl ether	ND		1.00	1	10/25/2022 12:40	WG1948459
Naphthalene	ND		5.00	1	10/25/2022 12:40	WG1948459
(S) Toluene-d8	108		80.0-120		10/25/2022 12:40	WG1948459
(S) 4-Bromofluorobenzene	106		77.0-126		10/25/2022 12:40	WG1948459
(S) 1,2-Dichloroethane-d4	111		70.0-130		10/25/2022 12:40	WG1948459

- 1 Cp
- 2 Tc
- 3 Ss
- 4 Cn
- 5 Sr
- 6 Qc
- 7 Gl
- 8 Al
- 9 Sc

Volatile Organic Compounds (GC/MS) by Method 8260D

Analyte	Result	Qualifier	RDL	Dilution	Analysis date / time	Batch
Benzene	ND		1.00	1	10/25/2022 13:00	WG1948459
Toluene	ND		1.00	1	10/25/2022 13:00	WG1948459
Ethylbenzene	ND		1.00	1	10/25/2022 13:00	WG1948459
o-Xylene	ND		1.00	1	10/25/2022 13:00	WG1948459
m&p-Xylene	ND		2.00	1	10/25/2022 13:00	WG1948459
Total Xylenes	ND		3.00	1	10/25/2022 13:00	WG1948459
Methyl tert-butyl ether	ND		1.00	1	10/25/2022 13:00	WG1948459
Naphthalene	ND		5.00	1	10/25/2022 13:00	WG1948459
(S) Toluene-d8	105		80.0-120		10/25/2022 13:00	WG1948459
(S) 4-Bromofluorobenzene	105		77.0-126		10/25/2022 13:00	WG1948459
(S) 1,2-Dichloroethane-d4	109		70.0-130		10/25/2022 13:00	WG1948459

- 1 Cp
- 2 Tc
- 3 Ss
- 4 Cn
- 5 Sr
- 6 Qc
- 7 Gl
- 8 Al
- 9 Sc

Volatile Organic Compounds (GC/MS) by Method 8260D

Analyte	Result	Qualifier	RDL	Dilution	Analysis date / time	Batch
Benzene	ND		1.00	1	10/25/2022 10:37	WG1948459
Toluene	ND		1.00	1	10/25/2022 10:37	WG1948459
Ethylbenzene	ND		1.00	1	10/25/2022 10:37	WG1948459
o-Xylene	ND		1.00	1	10/25/2022 10:37	WG1948459
m&p-Xylene	ND		2.00	1	10/25/2022 10:37	WG1948459
Total Xylenes	ND		3.00	1	10/25/2022 10:37	WG1948459
Methyl tert-butyl ether	ND		1.00	1	10/25/2022 10:37	WG1948459
Naphthalene	ND		5.00	1	10/25/2022 10:37	WG1948459
(S) Toluene-d8	106		80.0-120		10/25/2022 10:37	WG1948459
(S) 4-Bromofluorobenzene	102		77.0-126		10/25/2022 10:37	WG1948459
(S) 1,2-Dichloroethane-d4	106		70.0-130		10/25/2022 10:37	WG1948459

- 1 Cp
- 2 Tc
- 3 Ss
- 4 Cn
- 5 Sr
- 6 Qc
- 7 Gl
- 8 Al
- 9 Sc

Method Blank (MB)

(MB) R3855550-3 10/25/22 07:27

Analyte	MB Result	MB Qualifier	MB MDL	MB RDL
	ug/l		ug/l	ug/l
Benzene	U		0.0941	1.00
Toluene	U		0.278	1.00
Ethylbenzene	U		0.137	1.00
o-Xylene	U		0.174	1.00
m&p-Xylenes	U		0.430	2.00
Xylenes, Total	U		0.174	3.00
Methyl tert-butyl ether	U		0.101	1.00
Naphthalene	U		1.00	5.00
<i>(S) Toluene-d8</i>	107			80.0-120
<i>(S) 4-Bromofluorobenzene</i>	107			77.0-126
<i>(S) 1,2-Dichloroethane-d4</i>	108			70.0-130

Laboratory Control Sample (LCS) • Laboratory Control Sample Duplicate (LCSD)

(LCS) R3855550-1 10/25/22 06:26 • (LCSD) R3855550-2 10/25/22 06:46

Analyte	Spike Amount	LCS Result	LCSD Result	LCS Rec.	LCSD Rec.	Rec. Limits	LCS Qualifier	LCSD Qualifier	RPD	RPD Limits
	ug/l	ug/l	ug/l	%	%	%			%	%
Benzene	5.00	4.92	4.63	98.4	92.6	70.0-130			6.07	20
Toluene	5.00	4.75	4.41	95.0	88.2	70.0-130			7.42	20
Ethylbenzene	5.00	4.63	4.27	92.6	85.4	70.0-130			8.09	20
o-Xylene	5.00	4.56	4.14	91.2	82.8	70.0-130			9.66	20
m&p-Xylenes	10.0	9.06	8.69	90.6	86.9	70.0-130			4.17	20
Xylenes, Total	15.0	13.6	12.8	90.7	85.3	70.0-130			6.06	20
Methyl tert-butyl ether	5.00	5.44	5.39	109	108	70.0-130			0.923	20
Naphthalene	5.00	4.35	4.36	87.0	87.2	70.0-130			0.230	20
<i>(S) Toluene-d8</i>				104	104	80.0-120				
<i>(S) 4-Bromofluorobenzene</i>				107	106	77.0-126				
<i>(S) 1,2-Dichloroethane-d4</i>				108	108	70.0-130				

¹ Cp

² Tc

³ Ss

⁴ Cn

⁵ Sr

⁶ Qc

⁷ Gl

⁸ Al

⁹ Sc

GLOSSARY OF TERMS

Guide to Reading and Understanding Your Laboratory Report

The information below is designed to better explain the various terms used in your report of analytical results from the Laboratory. This is not intended as a comprehensive explanation, and if you have additional questions please contact your project representative.

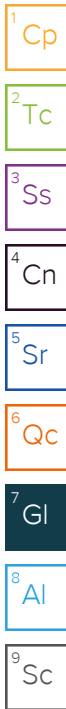
Results Disclaimer - Information that may be provided by the customer, and contained within this report, include Permit Limits, Project Name, Sample ID, Sample Matrix, Sample Preservation, Field Blanks, Field Spikes, Field Duplicates, On-Site Data, Sampling Collection Dates/Times, and Sampling Location. Results relate to the accuracy of this information provided, and as the samples are received.

Abbreviations and Definitions

MDL	Method Detection Limit.
ND	Not detected at the Reporting Limit (or MDL where applicable).
RDL	Reported Detection Limit.
Rec.	Recovery.
RPD	Relative Percent Difference.
SDG	Sample Delivery Group.
(S)	Surrogate (Surrogate Standard) - Analytes added to every blank, sample, Laboratory Control Sample/Duplicate and Matrix Spike/Duplicate; used to evaluate analytical efficiency by measuring recovery. Surrogates are not expected to be detected in all environmental media.
U	Not detected at the Reporting Limit (or MDL where applicable).
Analyte	The name of the particular compound or analysis performed. Some Analyses and Methods will have multiple analytes reported.
Dilution	If the sample matrix contains an interfering material, the sample preparation volume or weight values differ from the standard, or if concentrations of analytes in the sample are higher than the highest limit of concentration that the laboratory can accurately report, the sample may be diluted for analysis. If a value different than 1 is used in this field, the result reported has already been corrected for this factor.
Limits	These are the target % recovery ranges or % difference value that the laboratory has historically determined as normal for the method and analyte being reported. Successful QC Sample analysis will target all analytes recovered or duplicated within these ranges.
Qualifier	This column provides a letter and/or number designation that corresponds to additional information concerning the result reported. If a Qualifier is present, a definition per Qualifier is provided within the Glossary and Definitions page and potentially a discussion of possible implications of the Qualifier in the Case Narrative if applicable.
Result	The actual analytical final result (corrected for any sample specific characteristics) reported for your sample. If there was no measurable result returned for a specific analyte, the result in this column may state "ND" (Not Detected) or "BDL" (Below Detectable Levels). The information in the results column should always be accompanied by either an MDL (Method Detection Limit) or RDL (Reporting Detection Limit) that defines the lowest value that the laboratory could detect or report for this analyte.
Uncertainty (Radiochemistry)	Confidence level of 2 sigma.
Case Narrative (Cn)	A brief discussion about the included sample results, including a discussion of any non-conformances to protocol observed either at sample receipt by the laboratory from the field or during the analytical process. If present, there will be a section in the Case Narrative to discuss the meaning of any data qualifiers used in the report.
Quality Control Summary (Qc)	This section of the report includes the results of the laboratory quality control analyses required by procedure or analytical methods to assist in evaluating the validity of the results reported for your samples. These analyses are not being performed on your samples typically, but on laboratory generated material.
Sample Chain of Custody (Sc)	This is the document created in the field when your samples were initially collected. This is used to verify the time and date of collection, the person collecting the samples, and the analyses that the laboratory is requested to perform. This chain of custody also documents all persons (excluding commercial shippers) that have had control or possession of the samples from the time of collection until delivery to the laboratory for analysis.
Sample Results (Sr)	This section of your report will provide the results of all testing performed on your samples. These results are provided by sample ID and are separated by the analyses performed on each sample. The header line of each analysis section for each sample will provide the name and method number for the analysis reported.
Sample Summary (Ss)	This section of the Analytical Report defines the specific analyses performed for each sample ID, including the dates and times of preparation and/or analysis.

Qualifier Description

The remainder of this page intentionally left blank, there are no qualifiers applied to this SDG.



ACCREDITATIONS & LOCATIONS

Pace Analytical National 12065 Lebanon Rd Mount Juliet, TN 37122

Alabama	40660	Nebraska	NE-OS-15-05
Alaska	17-026	Nevada	TN000032021-1
Arizona	AZ0612	New Hampshire	2975
Arkansas	88-0469	New Jersey–NELAP	TN002
California	2932	New Mexico ¹	TN00003
Colorado	TN00003	New York	11742
Connecticut	PH-0197	North Carolina	Env375
Florida	E87487	North Carolina ¹	DW21704
Georgia	NELAP	North Carolina ³	41
Georgia ¹	923	North Dakota	R-140
Idaho	TN00003	Ohio–VAP	CL0069
Illinois	200008	Oklahoma	9915
Indiana	C-TN-01	Oregon	TN200002
Iowa	364	Pennsylvania	68-02979
Kansas	E-10277	Rhode Island	LA000356
Kentucky ^{1,6}	KY90010	South Carolina	84004002
Kentucky ²	16	South Dakota	n/a
Louisiana	AI30792	Tennessee ^{1,4}	2006
Louisiana	LA018	Texas	T104704245-20-18
Maine	TN00003	Texas ⁵	LAB0152
Maryland	324	Utah	TN000032021-11
Massachusetts	M-TN003	Vermont	VT2006
Michigan	9958	Virginia	110033
Minnesota	047-999-395	Washington	C847
Mississippi	TN00003	West Virginia	233
Missouri	340	Wisconsin	998093910
Montana	CERT0086	Wyoming	A2LA
A2LA – ISO 17025	1461.01	AIHA-LAP,LLC EMLAP	100789
A2LA – ISO 17025 ⁵	1461.02	DOD	1461.01
Canada	1461.01	USDA	P330-15-00234
EPA–Crypto	TN00003		

¹ Drinking Water ² Underground Storage Tanks ³ Aquatic Toxicity ⁴ Chemical/Microbiological ⁵ Mold ⁶ Wastewater n/a Accreditation not applicable

* Not all certifications held by the laboratory are applicable to the results reported in the attached report.

* Accreditation is only applicable to the test methods specified on each scope of accreditation held by Pace Analytical.

¹ Cp

² Tc

³ Ss

⁴ Cn

⁵ Sr

⁶ Qc

⁷ Gl

⁸ Al

⁹ Sc

Kinder Morgan- Atlanta, GA

Sample Delivery Group: L1560693
Samples Received: 11/22/2022
Project Number: KMLDOM22
Description: Lewis Drive Surface Water

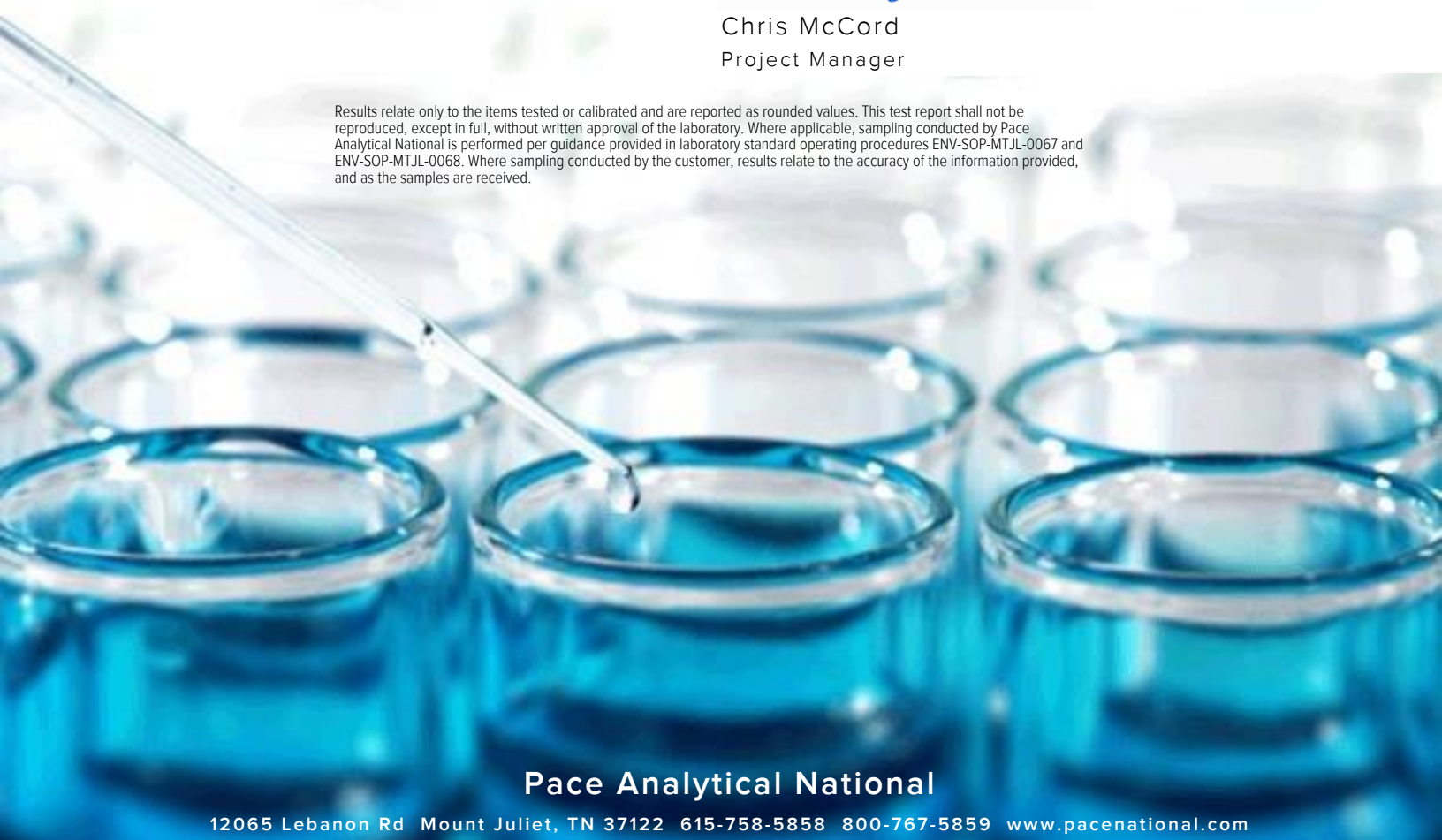
Report To: Bethany Garvey
Ten 10th Street NW
Suite 1400
Atlanta, GA 30309

Entire Report Reviewed By:



Chris McCord
Project Manager

Results relate only to the items tested or calibrated and are reported as rounded values. This test report shall not be reproduced, except in full, without written approval of the laboratory. Where applicable, sampling conducted by Pace Analytical National is performed per guidance provided in laboratory standard operating procedures ENV-SOP-MTJL-0067 and ENV-SOP-MTJL-0068. Where sampling conducted by the customer, results relate to the accuracy of the information provided, and as the samples are received.



Pace Analytical National

12065 Lebanon Rd Mount Juliet, TN 37122 615-758-5858 800-767-5859 www.pacenational.com

TABLE OF CONTENTS

Cp: Cover Page	1	1 Cp
Tc: Table of Contents	2	
Ss: Sample Summary	3	2 Tc
Cn: Case Narrative	5	
Sr: Sample Results	6	3 Ss
SW11-112122 L1560693-01	6	
SW09-112122 L1560693-02	7	4 Cn
SW08-112122 L1560693-03	8	5 Sr
SW04-112122 L1560693-04	9	
SW02-112122 L1560693-05	10	6 Qc
SW03-112122 L1560693-06	11	
SW14-112122 L1560693-07	12	7 Gl
TB01-112122 L1560693-08	13	8 Al
SW10-112122 L1560693-09	14	
Qc: Quality Control Summary	15	9 Sc
Volatile Organic Compounds (GC/MS) by Method 8260D	15	
Gl: Glossary of Terms	16	
Al: Accreditations & Locations	17	
Sc: Sample Chain of Custody	18	

SAMPLE SUMMARY

SW11-112122 L1560693-01 GW

Method	Batch	Dilution	Preparation date/time	Analysis date/time	Analyst	Location
Volatile Organic Compounds (GC/MS) by Method 8260D	WG1965345	1	11/26/22 22:03	11/26/22 22:03	JAH	Mt. Juliet, TN

Collected by TH/VW
 Collected date/time 11/21/22 10:55
 Received date/time 11/22/22 08:30

1 Cp

SW09-112122 L1560693-02 GW

Method	Batch	Dilution	Preparation date/time	Analysis date/time	Analyst	Location
Volatile Organic Compounds (GC/MS) by Method 8260D	WG1965345	1	11/26/22 22:22	11/26/22 22:22	JAH	Mt. Juliet, TN

Collected by TH/VW
 Collected date/time 11/21/22 11:20
 Received date/time 11/22/22 08:30

2 Tc

3 Ss

SW08-112122 L1560693-03 GW

Method	Batch	Dilution	Preparation date/time	Analysis date/time	Analyst	Location
Volatile Organic Compounds (GC/MS) by Method 8260D	WG1965345	1	11/26/22 22:41	11/26/22 22:41	JAH	Mt. Juliet, TN

Collected by TH/VW
 Collected date/time 11/21/22 11:25
 Received date/time 11/22/22 08:30

4 Cn

5 Sr

6 Qc

7 Gl

SW04-112122 L1560693-04 GW

Method	Batch	Dilution	Preparation date/time	Analysis date/time	Analyst	Location
Volatile Organic Compounds (GC/MS) by Method 8260D	WG1965345	1	11/26/22 23:00	11/26/22 23:00	JAH	Mt. Juliet, TN

Collected by TH/VW
 Collected date/time 11/21/22 11:45
 Received date/time 11/22/22 08:30

8 Al

9 Sc

SW02-112122 L1560693-05 GW

Method	Batch	Dilution	Preparation date/time	Analysis date/time	Analyst	Location
Volatile Organic Compounds (GC/MS) by Method 8260D	WG1965345	1	11/26/22 23:19	11/26/22 23:19	JAH	Mt. Juliet, TN

Collected by TH/VW
 Collected date/time 11/21/22 11:50
 Received date/time 11/22/22 08:30

SW03-112122 L1560693-06 GW

Method	Batch	Dilution	Preparation date/time	Analysis date/time	Analyst	Location
Volatile Organic Compounds (GC/MS) by Method 8260D	WG1965345	1	11/26/22 23:38	11/26/22 23:38	JAH	Mt. Juliet, TN

Collected by TH/VW
 Collected date/time 11/21/22 12:05
 Received date/time 11/22/22 08:30

SW14-112122 L1560693-07 GW

Method	Batch	Dilution	Preparation date/time	Analysis date/time	Analyst	Location
Volatile Organic Compounds (GC/MS) by Method 8260D	WG1965345	1	11/26/22 23:57	11/26/22 23:57	JAH	Mt. Juliet, TN

Collected by TH/VW
 Collected date/time 11/21/22 12:25
 Received date/time 11/22/22 08:30

TB01-112122 L1560693-08 GW

Method	Batch	Dilution	Preparation date/time	Analysis date/time	Analyst	Location
Volatile Organic Compounds (GC/MS) by Method 8260D	WG1965345	1	11/26/22 20:27	11/26/22 20:27	JAH	Mt. Juliet, TN

Collected by TH/VW
 Collected date/time 11/21/22 00:00
 Received date/time 11/22/22 08:30

SAMPLE SUMMARY

SW10-112122 L1560693-09 GW

Collected by TH/VW Collected date/time 11/21/22 11:25 Received date/time 11/22/22 08:30

Method	Batch	Dilution	Preparation date/time	Analysis date/time	Analyst	Location
Volatile Organic Compounds (GC/MS) by Method 8260D	WG1965345	1	11/27/22 00:16	11/27/22 00:16	JAH	Mt. Juliet, TN

¹ Cp

² Tc

³ Ss

⁴ Cn

⁵ Sr

⁶ Qc

⁷ Gl

⁸ Al

⁹ Sc

CASE NARRATIVE

All sample aliquots were received at the correct temperature, in the proper containers, with the appropriate preservatives, and within method specified holding times, unless qualified or notated within the report. Where applicable, all MDL (LOD) and RDL (LOQ) values reported for environmental samples have been corrected for the dilution factor used in the analysis. All Method and Batch Quality Control are within established criteria except where addressed in this case narrative, a non-conformance form or properly qualified within the sample results. By my digital signature below, I affirm to the best of my knowledge, all problems/anomalies observed by the laboratory as having the potential to affect the quality of the data have been identified by the laboratory, and no information or data have been knowingly withheld that would affect the quality of the data.



Chris McCord
Project Manager

¹ Cp

² Tc

³ Ss

⁴ Cn

⁵ Sr

⁶ Qc

⁷ Gl

⁸ Al

⁹ Sc

Volatile Organic Compounds (GC/MS) by Method 8260D

Analyte	Result	Qualifier	RDL	Dilution	Analysis date / time	Batch
Benzene	ND		1.00	1	11/26/2022 22:03	WG1965345
Toluene	ND		1.00	1	11/26/2022 22:03	WG1965345
Ethylbenzene	ND		1.00	1	11/26/2022 22:03	WG1965345
o-Xylene	ND		1.00	1	11/26/2022 22:03	WG1965345
m&p-Xylene	ND		2.00	1	11/26/2022 22:03	WG1965345
Total Xylenes	ND		3.00	1	11/26/2022 22:03	WG1965345
Methyl tert-butyl ether	ND		1.00	1	11/26/2022 22:03	WG1965345
Naphthalene	ND		5.00	1	11/26/2022 22:03	WG1965345
<i>(S) Toluene-d8</i>	103		80.0-120		11/26/2022 22:03	WG1965345
<i>(S) 4-Bromofluorobenzene</i>	114		77.0-126		11/26/2022 22:03	WG1965345
<i>(S) 1,2-Dichloroethane-d4</i>	92.3		70.0-130		11/26/2022 22:03	WG1965345

1 Cp

2 Tc

3 Ss

4 Cn

5 Sr

6 Qc

7 Gl

8 Al

9 Sc

Volatile Organic Compounds (GC/MS) by Method 8260D

Analyte	Result	Qualifier	RDL	Dilution	Analysis date / time	Batch
Benzene	ND		1.00	1	11/26/2022 22:22	WG1965345
Toluene	ND		1.00	1	11/26/2022 22:22	WG1965345
Ethylbenzene	ND		1.00	1	11/26/2022 22:22	WG1965345
o-Xylene	ND		1.00	1	11/26/2022 22:22	WG1965345
m&p-Xylene	ND		2.00	1	11/26/2022 22:22	WG1965345
Total Xylenes	ND		3.00	1	11/26/2022 22:22	WG1965345
Methyl tert-butyl ether	ND		1.00	1	11/26/2022 22:22	WG1965345
Naphthalene	ND		5.00	1	11/26/2022 22:22	WG1965345
(S) Toluene-d8	103		80.0-120		11/26/2022 22:22	WG1965345
(S) 4-Bromofluorobenzene	112		77.0-126		11/26/2022 22:22	WG1965345
(S) 1,2-Dichloroethane-d4	91.9		70.0-130		11/26/2022 22:22	WG1965345

- 1 Cp
- 2 Tc
- 3 Ss
- 4 Cn
- 5 Sr
- 6 Qc
- 7 Gl
- 8 Al
- 9 Sc

Volatile Organic Compounds (GC/MS) by Method 8260D

Analyte	Result	Qualifier	RDL	Dilution	Analysis date / time	Batch
Benzene	ND		1.00	1	11/26/2022 22:41	WG1965345
Toluene	ND		1.00	1	11/26/2022 22:41	WG1965345
Ethylbenzene	ND		1.00	1	11/26/2022 22:41	WG1965345
o-Xylene	ND		1.00	1	11/26/2022 22:41	WG1965345
m&p-Xylene	ND		2.00	1	11/26/2022 22:41	WG1965345
Total Xylenes	ND		3.00	1	11/26/2022 22:41	WG1965345
Methyl tert-butyl ether	ND		1.00	1	11/26/2022 22:41	WG1965345
Naphthalene	ND		5.00	1	11/26/2022 22:41	WG1965345
(S) Toluene-d8	103		80.0-120		11/26/2022 22:41	WG1965345
(S) 4-Bromofluorobenzene	113		77.0-126		11/26/2022 22:41	WG1965345
(S) 1,2-Dichloroethane-d4	94.8		70.0-130		11/26/2022 22:41	WG1965345

1 Cp

2 Tc

3 Ss

4 Cn

5 Sr

6 Qc

7 Gl

8 Al

9 Sc

Volatile Organic Compounds (GC/MS) by Method 8260D

Analyte	Result	Qualifier	RDL	Dilution	Analysis date / time	Batch
Benzene	ND		1.00	1	11/26/2022 23:00	WG1965345
Toluene	ND		1.00	1	11/26/2022 23:00	WG1965345
Ethylbenzene	ND		1.00	1	11/26/2022 23:00	WG1965345
o-Xylene	ND		1.00	1	11/26/2022 23:00	WG1965345
m&p-Xylene	ND		2.00	1	11/26/2022 23:00	WG1965345
Total Xylenes	ND		3.00	1	11/26/2022 23:00	WG1965345
Methyl tert-butyl ether	1.93		1.00	1	11/26/2022 23:00	WG1965345
Naphthalene	ND		5.00	1	11/26/2022 23:00	WG1965345
<i>(S) Toluene-d8</i>	103		80.0-120		11/26/2022 23:00	WG1965345
<i>(S) 4-Bromofluorobenzene</i>	112		77.0-126		11/26/2022 23:00	WG1965345
<i>(S) 1,2-Dichloroethane-d4</i>	89.5		70.0-130		11/26/2022 23:00	WG1965345

- 1 Cp
- 2 Tc
- 3 Ss
- 4 Cn
- 5 Sr
- 6 Qc
- 7 Gl
- 8 Al
- 9 Sc

Volatile Organic Compounds (GC/MS) by Method 8260D

Analyte	Result	Qualifier	RDL	Dilution	Analysis date / time	Batch
Benzene	9.37		1.00	1	11/26/2022 23:19	WG1965345
Toluene	ND		1.00	1	11/26/2022 23:19	WG1965345
Ethylbenzene	ND		1.00	1	11/26/2022 23:19	WG1965345
o-Xylene	ND		1.00	1	11/26/2022 23:19	WG1965345
m&p-Xylene	ND		2.00	1	11/26/2022 23:19	WG1965345
Total Xylenes	ND		3.00	1	11/26/2022 23:19	WG1965345
Methyl tert-butyl ether	4.53		1.00	1	11/26/2022 23:19	WG1965345
Naphthalene	ND		5.00	1	11/26/2022 23:19	WG1965345
<i>(S) Toluene-d8</i>	104		80.0-120		11/26/2022 23:19	WG1965345
<i>(S) 4-Bromofluorobenzene</i>	112		77.0-126		11/26/2022 23:19	WG1965345
<i>(S) 1,2-Dichloroethane-d4</i>	87.8		70.0-130		11/26/2022 23:19	WG1965345

1 Cp

2 Tc

3 Ss

4 Cn

5 Sr

6 Qc

7 Gl

8 Al

9 Sc

Volatile Organic Compounds (GC/MS) by Method 8260D

Analyte	Result	Qualifier	RDL	Dilution	Analysis date / time	Batch
Benzene	ND		1.00	1	11/26/2022 23:38	WG1965345
Toluene	ND		1.00	1	11/26/2022 23:38	WG1965345
Ethylbenzene	ND		1.00	1	11/26/2022 23:38	WG1965345
o-Xylene	ND		1.00	1	11/26/2022 23:38	WG1965345
m&p-Xylene	ND		2.00	1	11/26/2022 23:38	WG1965345
Total Xylenes	ND		3.00	1	11/26/2022 23:38	WG1965345
Methyl tert-butyl ether	ND		1.00	1	11/26/2022 23:38	WG1965345
Naphthalene	ND		5.00	1	11/26/2022 23:38	WG1965345
(S) Toluene-d8	103		80.0-120		11/26/2022 23:38	WG1965345
(S) 4-Bromofluorobenzene	113		77.0-126		11/26/2022 23:38	WG1965345
(S) 1,2-Dichloroethane-d4	86.1		70.0-130		11/26/2022 23:38	WG1965345

1 Cp

2 Tc

3 Ss

4 Cn

5 Sr

6 Qc

7 Gl

8 Al

9 Sc

Volatile Organic Compounds (GC/MS) by Method 8260D

Analyte	Result	Qualifier	RDL	Dilution	Analysis date / time	Batch
Benzene	ND		1.00	1	11/26/2022 23:57	WG1965345
Toluene	ND		1.00	1	11/26/2022 23:57	WG1965345
Ethylbenzene	ND		1.00	1	11/26/2022 23:57	WG1965345
o-Xylene	ND		1.00	1	11/26/2022 23:57	WG1965345
m&p-Xylene	ND		2.00	1	11/26/2022 23:57	WG1965345
Total Xylenes	ND		3.00	1	11/26/2022 23:57	WG1965345
Methyl tert-butyl ether	ND		1.00	1	11/26/2022 23:57	WG1965345
Naphthalene	ND		5.00	1	11/26/2022 23:57	WG1965345
(S) Toluene-d8	103		80.0-120		11/26/2022 23:57	WG1965345
(S) 4-Bromofluorobenzene	110		77.0-126		11/26/2022 23:57	WG1965345
(S) 1,2-Dichloroethane-d4	87.8		70.0-130		11/26/2022 23:57	WG1965345

1 Cp

2 Tc

3 Ss

4 Cn

5 Sr

6 Qc

7 Gl

8 Al

9 Sc

Volatile Organic Compounds (GC/MS) by Method 8260D

Analyte	Result	Qualifier	RDL	Dilution	Analysis date / time	Batch
Benzene	ND		1.00	1	11/26/2022 20:27	WG1965345
Toluene	ND		1.00	1	11/26/2022 20:27	WG1965345
Ethylbenzene	ND		1.00	1	11/26/2022 20:27	WG1965345
o-Xylene	ND		1.00	1	11/26/2022 20:27	WG1965345
m&p-Xylene	ND		2.00	1	11/26/2022 20:27	WG1965345
Total Xylenes	ND		3.00	1	11/26/2022 20:27	WG1965345
Methyl tert-butyl ether	ND		1.00	1	11/26/2022 20:27	WG1965345
Naphthalene	ND		5.00	1	11/26/2022 20:27	WG1965345
(S) Toluene-d8	102		80.0-120		11/26/2022 20:27	WG1965345
(S) 4-Bromofluorobenzene	113		77.0-126		11/26/2022 20:27	WG1965345
(S) 1,2-Dichloroethane-d4	90.8		70.0-130		11/26/2022 20:27	WG1965345

1 Cp

2 Tc

3 Ss

4 Cn

5 Sr

6 Qc

7 Gl

8 Al

9 Sc

Volatile Organic Compounds (GC/MS) by Method 8260D

Analyte	Result	Qualifier	RDL	Dilution	Analysis date / time	Batch
Benzene	ND		1.00	1	11/27/2022 00:16	WG1965345
Toluene	ND		1.00	1	11/27/2022 00:16	WG1965345
Ethylbenzene	ND		1.00	1	11/27/2022 00:16	WG1965345
o-Xylene	ND		1.00	1	11/27/2022 00:16	WG1965345
m&p-Xylene	ND		2.00	1	11/27/2022 00:16	WG1965345
Total Xylenes	ND		3.00	1	11/27/2022 00:16	WG1965345
Methyl tert-butyl ether	ND		1.00	1	11/27/2022 00:16	WG1965345
Naphthalene	ND		5.00	1	11/27/2022 00:16	WG1965345
(S) Toluene-d8	103		80.0-120		11/27/2022 00:16	WG1965345
(S) 4-Bromofluorobenzene	114		77.0-126		11/27/2022 00:16	WG1965345
(S) 1,2-Dichloroethane-d4	92.0		70.0-130		11/27/2022 00:16	WG1965345

1 Cp

2 Tc

3 Ss

4 Cn

5 Sr

6 Qc

7 Gl

8 Al

9 Sc

Method Blank (MB)

(MB) R3867100-3 11/26/22 20:08

Analyte	MB Result	MB Qualifier	MB MDL	MB RDL
	ug/l		ug/l	ug/l
Benzene	U		0.0941	1.00
Toluene	U		0.278	1.00
Ethylbenzene	U		0.137	1.00
o-Xylene	U		0.174	1.00
m&p-Xylenes	U		0.430	2.00
Xylenes, Total	U		0.174	3.00
Methyl tert-butyl ether	U		0.101	1.00
Naphthalene	U		1.00	5.00
(S) Toluene-d8	102			80.0-120
(S) 4-Bromofluorobenzene	110			77.0-126
(S) 1,2-Dichloroethane-d4	90.3			70.0-130

Laboratory Control Sample (LCS) • Laboratory Control Sample Duplicate (LCSD)

(LCS) R3867100-1 11/26/22 19:11 • (LCSD) R3867100-2 11/26/22 19:30

Analyte	Spike Amount	LCS Result	LCSD Result	LCS Rec.	LCSD Rec.	Rec. Limits	LCS Qualifier	LCSD Qualifier	RPD	RPD Limits
	ug/l	ug/l	ug/l	%	%	%			%	%
Benzene	5.00	4.45	4.71	89.0	94.2	70.0-130			5.68	20
Toluene	5.00	4.57	4.60	91.4	92.0	70.0-130			0.654	20
Ethylbenzene	5.00	4.84	5.17	96.8	103	70.0-130			6.59	20
o-Xylene	5.00	5.11	5.20	102	104	70.0-130			1.75	20
m&p-Xylenes	10.0	10.0	10.2	100	102	70.0-130			1.98	20
Xylenes, Total	15.0	15.1	15.4	101	103	70.0-130			1.97	20
Methyl tert-butyl ether	5.00	4.90	5.01	98.0	100	70.0-130			2.22	20
Naphthalene	5.00	4.97	5.19	99.4	104	70.0-130			4.33	20
(S) Toluene-d8				103	101	80.0-120				
(S) 4-Bromofluorobenzene				115	115	77.0-126				
(S) 1,2-Dichloroethane-d4				91.7	91.3	70.0-130				

1 Cp

2 Tc

3 Ss

4 Cn

5 Sr

6 Qc

7 Gl

8 Al

9 Sc

GLOSSARY OF TERMS

Guide to Reading and Understanding Your Laboratory Report

The information below is designed to better explain the various terms used in your report of analytical results from the Laboratory. This is not intended as a comprehensive explanation, and if you have additional questions please contact your project representative.

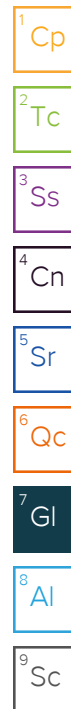
Results Disclaimer - Information that may be provided by the customer, and contained within this report, include Permit Limits, Project Name, Sample ID, Sample Matrix, Sample Preservation, Field Blanks, Field Spikes, Field Duplicates, On-Site Data, Sampling Collection Dates/Times, and Sampling Location. Results relate to the accuracy of this information provided, and as the samples are received.

Abbreviations and Definitions

MDL	Method Detection Limit.
ND	Not detected at the Reporting Limit (or MDL where applicable).
RDL	Reported Detection Limit.
Rec.	Recovery.
RPD	Relative Percent Difference.
SDG	Sample Delivery Group.
(S)	Surrogate (Surrogate Standard) - Analytes added to every blank, sample, Laboratory Control Sample/Duplicate and Matrix Spike/Duplicate; used to evaluate analytical efficiency by measuring recovery. Surrogates are not expected to be detected in all environmental media.
U	Not detected at the Reporting Limit (or MDL where applicable).
Analyte	The name of the particular compound or analysis performed. Some Analyses and Methods will have multiple analytes reported.
Dilution	If the sample matrix contains an interfering material, the sample preparation volume or weight values differ from the standard, or if concentrations of analytes in the sample are higher than the highest limit of concentration that the laboratory can accurately report, the sample may be diluted for analysis. If a value different than 1 is used in this field, the result reported has already been corrected for this factor.
Limits	These are the target % recovery ranges or % difference value that the laboratory has historically determined as normal for the method and analyte being reported. Successful QC Sample analysis will target all analytes recovered or duplicated within these ranges.
Qualifier	This column provides a letter and/or number designation that corresponds to additional information concerning the result reported. If a Qualifier is present, a definition per Qualifier is provided within the Glossary and Definitions page and potentially a discussion of possible implications of the Qualifier in the Case Narrative if applicable.
Result	The actual analytical final result (corrected for any sample specific characteristics) reported for your sample. If there was no measurable result returned for a specific analyte, the result in this column may state "ND" (Not Detected) or "BDL" (Below Detectable Levels). The information in the results column should always be accompanied by either an MDL (Method Detection Limit) or RDL (Reporting Detection Limit) that defines the lowest value that the laboratory could detect or report for this analyte.
Uncertainty (Radiochemistry)	Confidence level of 2 sigma.
Case Narrative (Cn)	A brief discussion about the included sample results, including a discussion of any non-conformances to protocol observed either at sample receipt by the laboratory from the field or during the analytical process. If present, there will be a section in the Case Narrative to discuss the meaning of any data qualifiers used in the report.
Quality Control Summary (Qc)	This section of the report includes the results of the laboratory quality control analyses required by procedure or analytical methods to assist in evaluating the validity of the results reported for your samples. These analyses are not being performed on your samples typically, but on laboratory generated material.
Sample Chain of Custody (Sc)	This is the document created in the field when your samples were initially collected. This is used to verify the time and date of collection, the person collecting the samples, and the analyses that the laboratory is requested to perform. This chain of custody also documents all persons (excluding commercial shippers) that have had control or possession of the samples from the time of collection until delivery to the laboratory for analysis.
Sample Results (Sr)	This section of your report will provide the results of all testing performed on your samples. These results are provided by sample ID and are separated by the analyses performed on each sample. The header line of each analysis section for each sample will provide the name and method number for the analysis reported.
Sample Summary (Ss)	This section of the Analytical Report defines the specific analyses performed for each sample ID, including the dates and times of preparation and/or analysis.

Qualifier Description

The remainder of this page intentionally left blank, there are no qualifiers applied to this SDG.



ACCREDITATIONS & LOCATIONS

Pace Analytical National 12065 Lebanon Rd Mount Juliet, TN 37122

Alabama	40660	Nebraska	NE-OS-15-05
Alaska	17-026	Nevada	TN000032021-1
Arizona	AZ0612	New Hampshire	2975
Arkansas	88-0469	New Jersey–NELAP	TN002
California	2932	New Mexico ¹	TN00003
Colorado	TN00003	New York	11742
Connecticut	PH-0197	North Carolina	Env375
Florida	E87487	North Carolina ¹	DW21704
Georgia	NELAP	North Carolina ³	41
Georgia ¹	923	North Dakota	R-140
Idaho	TN00003	Ohio–VAP	CL0069
Illinois	200008	Oklahoma	9915
Indiana	C-TN-01	Oregon	TN200002
Iowa	364	Pennsylvania	68-02979
Kansas	E-10277	Rhode Island	LA000356
Kentucky ^{1,6}	KY90010	South Carolina	84004002
Kentucky ²	16	South Dakota	n/a
Louisiana	AI30792	Tennessee ^{1,4}	2006
Louisiana	LA018	Texas	T104704245-20-18
Maine	TN00003	Texas ⁵	LAB0152
Maryland	324	Utah	TN000032021-11
Massachusetts	M-TN003	Vermont	VT2006
Michigan	9958	Virginia	110033
Minnesota	047-999-395	Washington	C847
Mississippi	TN00003	West Virginia	233
Missouri	340	Wisconsin	998093910
Montana	CERT0086	Wyoming	A2LA
A2LA – ISO 17025	1461.01	AIHA-LAP,LLC EMLAP	100789
A2LA – ISO 17025 ⁵	1461.02	DOD	1461.01
Canada	1461.01	USDA	P330-15-00234
EPA–Crypto	TN00003		

¹ Drinking Water ² Underground Storage Tanks ³ Aquatic Toxicity ⁴ Chemical/Microbiological ⁵ Mold ⁶ Wastewater n/a Accreditation not applicable

* Not all certifications held by the laboratory are applicable to the results reported in the attached report.

* Accreditation is only applicable to the test methods specified on each scope of accreditation held by Pace Analytical.

¹ Cp

² Tc

³ Ss

⁴ Cn

⁵ Sr

⁶ Qc

⁷ Gl

⁸ Al

⁹ Sc

Company Name/Address:
Kinder Morgan- Atlanta, GA
 Ten 10th Street NW
 Suite 1400
 Atlanta, GA 30309

Billing Information:
 Accounts Payable
 1000 Windward Concourse
 Ste 450
 Alpharetta, GA 30005

Report to:
Bethany Garvey

Email To:
 bethany.garvey@jacobs.com;tom.wiley@jacobs

Project Description:
 Lewis Drive Surface Water

City/State Collected:
 Belton, SC

Please Circle:
 PT MT CT **ET**

Phone: **404-751-5651**

Client Project #
KMLDOM22

Lab Project #
KINCH2MGA-LEWIS

Collected by (print): **TYLER HALL
 VERONICA WILLIAMS**

Site/Facility ID #

P.O. #
WD1034492

Collected by (signature):
Veronica Williams

Rush? (Lab MUST Be Notified)
 ___ Same Day ___ Five Day
 ___ Next Day ___ 5 Day (Rad Only)
 ___ Two Day ___ 10 Day (Rad Only)
 ___ Three Day

Quote #
 Date Results Needed

Immediately Packed on Ice N ___ Y **1**

Sample ID	Comp/Grab	Matrix *	Depth	Date	Time	No. of Cntrs
-----------	-----------	----------	-------	------	------	--------------

SW11-112122	G	SW	GW	-	112122	1055	3	X												
SW09-112122			GW	-		1120	3	X												
SW08-112122			GW	-		1125	3	X												
SW04-112122			GW	-		1145	3	X												
SW02-112122			GW	-		1150	3	X												
SW03-112122			GW	-		1205	3	X												
SW14-112122			GW	-		1225	3	X												
TB01-112122			DIGW	-		LAB	3	X	X											
SW10-112122			SWGW	-		1125	3	X												
			GW	-			3	X												

Analysis / Container / Preservative		Chain of Custody	
V8260BTEXMNSC 40mlAmb-HCI	V8260BTEXMNSC-TB 40mlAmb-HCI-BIK	Page 1 of 1	



MT JULIET, TN
 12065 Lebanon Rd Mount Juliet, TN 37122
 Submitting a sample via this chain of custody constitutes acknowledgment and acceptance of the Pace Terms and Conditions found at:
<https://info.pacelabs.com/hubfs/pas-standard-terms.pdf>

SDG # **L1560693**
D240

Acctnum: **KINCH2MGA**
 Template: **T180503**
 Pregon: **P963087**
 PM: **526 - Chris McCord**
 PB: **11-14-22 RMD**

Shipped Via: **FedEX Ground**

Remarks	Sample # (lab only)
	- 01
	- 02
	- 03
	- 04
	- 05
	- 06
	- 07
	- 08
	- 09

* Matrix:
 SS - Soil AIR - Air F - Filter
 GW - Groundwater B - Bioassay
 WW - WasteWater
 DW - Drinking Water
 OT - Other Surface Water

Remarks: **V8260BTEXMNSC = BTEX, Naphthalene, MTBE**

pH _____ Temp _____
 Flow _____ Other _____

Sample Receipt Checklist	
COC Seal Present/Intact:	NP <input checked="" type="checkbox"/> Y <input type="checkbox"/> N
COC Signed/Accurate:	<input checked="" type="checkbox"/> Y <input type="checkbox"/> N
Bottles arrive intact:	<input checked="" type="checkbox"/> Y <input type="checkbox"/> N
Correct bottles used:	<input checked="" type="checkbox"/> Y <input type="checkbox"/> N
Sufficient volume sent:	<input checked="" type="checkbox"/> Y <input type="checkbox"/> N
If Applicable	
VOA Zero Headspace:	<input checked="" type="checkbox"/> Y <input type="checkbox"/> N
Preservation Correct/Checked:	<input checked="" type="checkbox"/> Y <input type="checkbox"/> N
RAD Screen <0.5 mR/hr:	<input checked="" type="checkbox"/> Y <input type="checkbox"/> N

Samples returned via: ___ UPS ___ FedEx ___ Courier
 Tracking # **620945464 5864**

Relinquished by: (Signature)
Veronica Williams

Date: **11/22/22**

Time: **1500**

Received by: (Signature)

Trip Blank Received: Yes / No
 HC / MeOH
 TBR

Relinquished by: (Signature)

Date:

Time:

Received by: (Signature)

Temp: **19.1°C** Bottles Received: **5, 3, 10, 5, 3, 24**

If preservation required by Login: Date/Time

Relinquished by: (Signature)

Date:

Time:

Received for lab by: (Signature)

Date: **11/22/22** Time: **0830**

Hold: Condition: **NCF / OK**

- 1 Cp
- 2 Tc
- 3 Ss
- 4 Cn
- 5 Sr
- 6 Qc
- 7 Gl
- 8 Al
- 9 Sc

Kinder Morgan- Atlanta, GA

Sample Delivery Group: L1567573
Samples Received: 12/14/2022
Project Number:
Description: Lewis Drive Surface Water

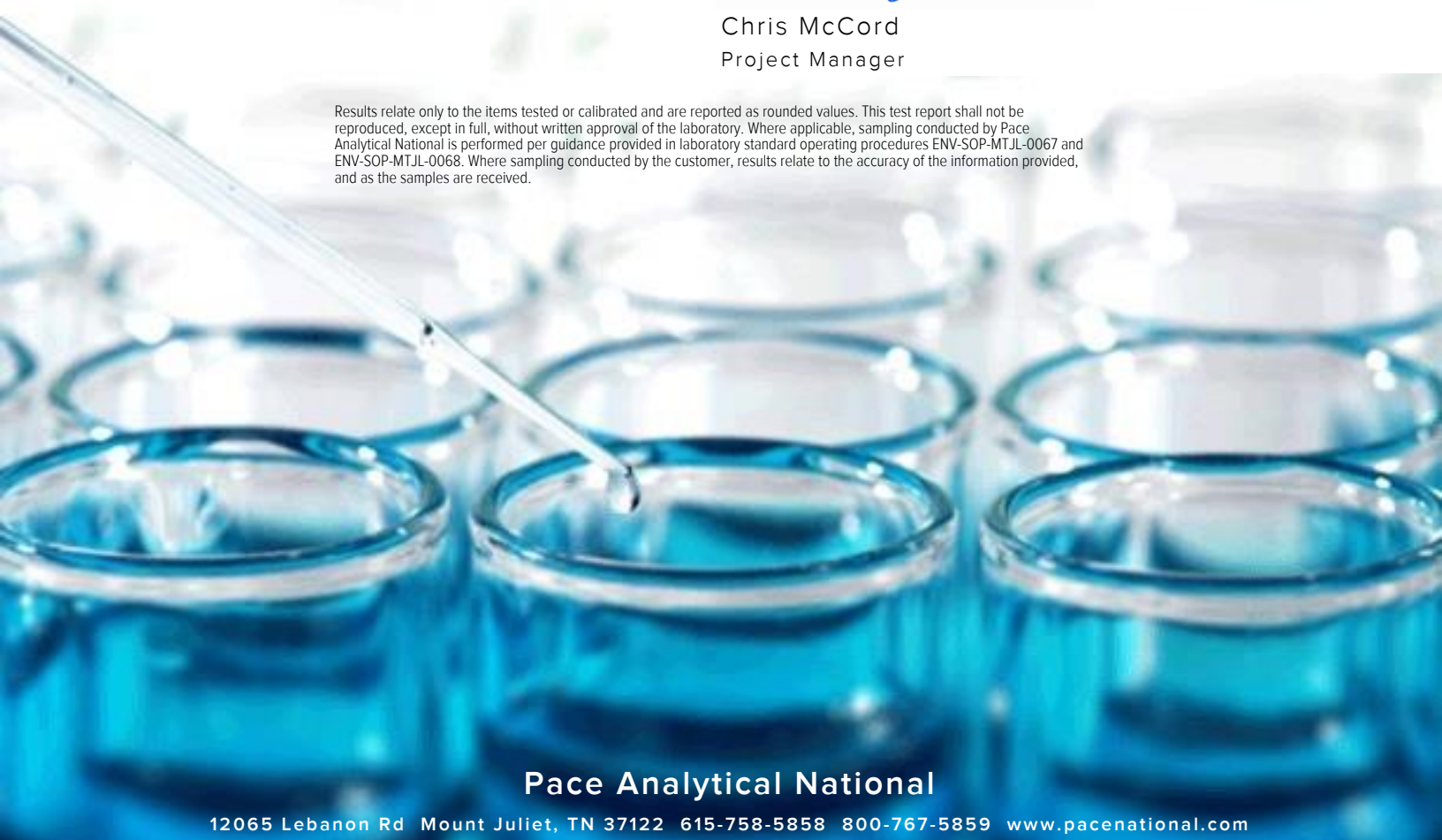
Report To: Bethany Garvey
Ten 10th Street NW
Suite 1400
Atlanta, GA 30309

Entire Report Reviewed By:



Chris McCord
Project Manager

Results relate only to the items tested or calibrated and are reported as rounded values. This test report shall not be reproduced, except in full, without written approval of the laboratory. Where applicable, sampling conducted by Pace Analytical National is performed per guidance provided in laboratory standard operating procedures ENV-SOP-MTJL-0067 and ENV-SOP-MTJL-0068. Where sampling conducted by the customer, results relate to the accuracy of the information provided, and as the samples are received.

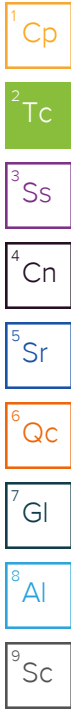


Pace Analytical National

12065 Lebanon Rd Mount Juliet, TN 37122 615-758-5858 800-767-5859 www.pacenational.com

TABLE OF CONTENTS

Cp: Cover Page	1
Tc: Table of Contents	2
Ss: Sample Summary	3
Cn: Case Narrative	5
Sr: Sample Results	6
SW11-121322 L1567573-01	6
SW10-121322 L1567573-02	7
SW09-121322 L1567573-03	8
SW08-121322 L1567573-04	9
SW13-121322 L1567573-05	10
SW04-121322 L1567573-06	11
SW02-121322 L1567573-07	12
SW07-121322 L1567573-08	13
SW03-121322 L1567573-09	14
SW12-121322 L1567573-10	15
SW14-121322 L1567573-11	16
TB01-121322 L1567573-12	17
Qc: Quality Control Summary	18
Volatile Organic Compounds (GC/MS) by Method 8260D	18
Gl: Glossary of Terms	19
Al: Accreditations & Locations	20
Sc: Sample Chain of Custody	21



SAMPLE SUMMARY

SW11-121322 L1567573-01 GW

Collected by Alex F. Collected date/time 12/13/22 08:50 Received date/time 12/14/22 09:00

Method	Batch	Dilution	Preparation date/time	Analysis date/time	Analyst	Location
Volatile Organic Compounds (GC/MS) by Method 8260D	WG1976894	1	12/20/22 02:58	12/20/22 02:58	BAM	Mt. Juliet, TN

1 Cp

2 Tc

SW10-121322 L1567573-02 GW

Collected by Alex F. Collected date/time 12/13/22 09:00 Received date/time 12/14/22 09:00

Method	Batch	Dilution	Preparation date/time	Analysis date/time	Analyst	Location
Volatile Organic Compounds (GC/MS) by Method 8260D	WG1976894	1	12/20/22 03:17	12/20/22 03:17	BAM	Mt. Juliet, TN

3 Ss

4 Cn

5 Sr

SW09-121322 L1567573-03 GW

Collected by Alex F. Collected date/time 12/13/22 09:05 Received date/time 12/14/22 09:00

Method	Batch	Dilution	Preparation date/time	Analysis date/time	Analyst	Location
Volatile Organic Compounds (GC/MS) by Method 8260D	WG1976894	1	12/20/22 03:36	12/20/22 03:36	BAM	Mt. Juliet, TN

6 Qc

7 Gl

8 Al

SW08-121322 L1567573-04 GW

Collected by Alex F. Collected date/time 12/13/22 09:15 Received date/time 12/14/22 09:00

Method	Batch	Dilution	Preparation date/time	Analysis date/time	Analyst	Location
Volatile Organic Compounds (GC/MS) by Method 8260D	WG1976894	1	12/20/22 03:56	12/20/22 03:56	BAM	Mt. Juliet, TN

9 Sc

SW13-121322 L1567573-05 GW

Collected by Alex F. Collected date/time 12/13/22 09:30 Received date/time 12/14/22 09:00

Method	Batch	Dilution	Preparation date/time	Analysis date/time	Analyst	Location
Volatile Organic Compounds (GC/MS) by Method 8260D	WG1976894	1	12/20/22 04:15	12/20/22 04:15	BAM	Mt. Juliet, TN

SW04-121322 L1567573-06 GW

Collected by Alex F. Collected date/time 12/13/22 09:40 Received date/time 12/14/22 09:00

Method	Batch	Dilution	Preparation date/time	Analysis date/time	Analyst	Location
Volatile Organic Compounds (GC/MS) by Method 8260D	WG1976894	1	12/20/22 04:34	12/20/22 04:34	BAM	Mt. Juliet, TN

SW02-121322 L1567573-07 GW

Collected by Alex F. Collected date/time 12/13/22 09:50 Received date/time 12/14/22 09:00

Method	Batch	Dilution	Preparation date/time	Analysis date/time	Analyst	Location
Volatile Organic Compounds (GC/MS) by Method 8260D	WG1976894	1	12/20/22 04:53	12/20/22 04:53	BAM	Mt. Juliet, TN

SW07-121322 L1567573-08 GW

Collected by Alex F. Collected date/time 12/13/22 10:00 Received date/time 12/14/22 09:00

Method	Batch	Dilution	Preparation date/time	Analysis date/time	Analyst	Location
Volatile Organic Compounds (GC/MS) by Method 8260D	WG1976894	1	12/20/22 05:12	12/20/22 05:12	BAM	Mt. Juliet, TN

SAMPLE SUMMARY

SW03-121322 L1567573-09 GW

Collected by: Alex F. Collected date/time: 12/13/22 10:05 Received date/time: 12/14/22 09:00

Method	Batch	Dilution	Preparation date/time	Analysis date/time	Analyst	Location
Volatile Organic Compounds (GC/MS) by Method 8260D	WG1976894	1	12/20/22 05:31	12/20/22 05:31	BAM	Mt. Juliet, TN

1 Cp

2 Tc

3 Ss

SW12-121322 L1567573-10 GW

Collected by: Alex F. Collected date/time: 12/13/22 10:20 Received date/time: 12/14/22 09:00

Method	Batch	Dilution	Preparation date/time	Analysis date/time	Analyst	Location
Volatile Organic Compounds (GC/MS) by Method 8260D	WG1976894	1	12/20/22 05:50	12/20/22 05:50	BAM	Mt. Juliet, TN

4 Cn

5 Sr

SW14-121322 L1567573-11 GW

Collected by: Alex F. Collected date/time: 12/13/22 10:40 Received date/time: 12/14/22 09:00

Method	Batch	Dilution	Preparation date/time	Analysis date/time	Analyst	Location
Volatile Organic Compounds (GC/MS) by Method 8260D	WG1976894	1	12/20/22 06:09	12/20/22 06:09	BAM	Mt. Juliet, TN

6 Qc

7 Gl

8 Al

TB01-121322 L1567573-12 GW

Collected by: Alex F. Collected date/time: 12/13/22 15:45 Received date/time: 12/14/22 09:00

Method	Batch	Dilution	Preparation date/time	Analysis date/time	Analyst	Location
Volatile Organic Compounds (GC/MS) by Method 8260D	WG1976894	1	12/20/22 00:44	12/20/22 00:44	BAM	Mt. Juliet, TN

9 Sc

CASE NARRATIVE

All sample aliquots were received at the correct temperature, in the proper containers, with the appropriate preservatives, and within method specified holding times, unless qualified or notated within the report. Where applicable, all MDL (LOD) and RDL (LOQ) values reported for environmental samples have been corrected for the dilution factor used in the analysis. All Method and Batch Quality Control are within established criteria except where addressed in this case narrative, a non-conformance form or properly qualified within the sample results. By my digital signature below, I affirm to the best of my knowledge, all problems/anomalies observed by the laboratory as having the potential to affect the quality of the data have been identified by the laboratory, and no information or data have been knowingly withheld that would affect the quality of the data.



Chris McCord
Project Manager

¹ Cp

² Tc

³ Ss

⁴ Cn

⁵ Sr

⁶ Qc

⁷ Gl

⁸ Al

⁹ Sc

Volatile Organic Compounds (GC/MS) by Method 8260D

Analyte	Result	Qualifier	RDL	Dilution	Analysis date / time	Batch
Benzene	ND		1.00	1	12/20/2022 02:58	WG1976894
Toluene	ND		1.00	1	12/20/2022 02:58	WG1976894
Ethylbenzene	ND		1.00	1	12/20/2022 02:58	WG1976894
o-Xylene	ND		1.00	1	12/20/2022 02:58	WG1976894
m&p-Xylene	ND		2.00	1	12/20/2022 02:58	WG1976894
Total Xylenes	ND		3.00	1	12/20/2022 02:58	WG1976894
Methyl tert-butyl ether	ND		1.00	1	12/20/2022 02:58	WG1976894
Naphthalene	ND		5.00	1	12/20/2022 02:58	WG1976894
<i>(S) Toluene-d8</i>	115		80.0-120		12/20/2022 02:58	WG1976894
<i>(S) 4-Bromofluorobenzene</i>	104		77.0-126		12/20/2022 02:58	WG1976894
<i>(S) 1,2-Dichloroethane-d4</i>	102		70.0-130		12/20/2022 02:58	WG1976894

- 1 Cp
- 2 Tc
- 3 Ss
- 4 Cn
- 5 Sr
- 6 Qc
- 7 Gl
- 8 Al
- 9 Sc

Volatile Organic Compounds (GC/MS) by Method 8260D

Analyte	Result	Qualifier	RDL	Dilution	Analysis date / time	Batch
Benzene	ND		1.00	1	12/20/2022 03:17	WG1976894
Toluene	ND		1.00	1	12/20/2022 03:17	WG1976894
Ethylbenzene	ND		1.00	1	12/20/2022 03:17	WG1976894
o-Xylene	ND		1.00	1	12/20/2022 03:17	WG1976894
m&p-Xylene	ND		2.00	1	12/20/2022 03:17	WG1976894
Total Xylenes	ND		3.00	1	12/20/2022 03:17	WG1976894
Methyl tert-butyl ether	ND		1.00	1	12/20/2022 03:17	WG1976894
Naphthalene	ND		5.00	1	12/20/2022 03:17	WG1976894
<i>(S) Toluene-d8</i>	118		80.0-120		12/20/2022 03:17	WG1976894
<i>(S) 4-Bromofluorobenzene</i>	102		77.0-126		12/20/2022 03:17	WG1976894
<i>(S) 1,2-Dichloroethane-d4</i>	103		70.0-130		12/20/2022 03:17	WG1976894

1 Cp

2 Tc

3 Ss

4 Cn

5 Sr

6 Qc

7 Gl

8 Al

9 Sc

Volatile Organic Compounds (GC/MS) by Method 8260D

Analyte	Result	Qualifier	RDL	Dilution	Analysis date / time	Batch
Benzene	ND		1.00	1	12/20/2022 03:36	WG1976894
Toluene	ND		1.00	1	12/20/2022 03:36	WG1976894
Ethylbenzene	ND		1.00	1	12/20/2022 03:36	WG1976894
o-Xylene	ND		1.00	1	12/20/2022 03:36	WG1976894
m&p-Xylene	ND		2.00	1	12/20/2022 03:36	WG1976894
Total Xylenes	ND		3.00	1	12/20/2022 03:36	WG1976894
Methyl tert-butyl ether	ND		1.00	1	12/20/2022 03:36	WG1976894
Naphthalene	ND		5.00	1	12/20/2022 03:36	WG1976894
<i>(S) Toluene-d8</i>	116		80.0-120		12/20/2022 03:36	WG1976894
<i>(S) 4-Bromofluorobenzene</i>	103		77.0-126		12/20/2022 03:36	WG1976894
<i>(S) 1,2-Dichloroethane-d4</i>	102		70.0-130		12/20/2022 03:36	WG1976894

1 Cp

2 Tc

3 Ss

4 Cn

5 Sr

6 Qc

7 Gl

8 Al

9 Sc

Volatile Organic Compounds (GC/MS) by Method 8260D

Analyte	Result	Qualifier	RDL	Dilution	Analysis date / time	Batch
Benzene	ND		1.00	1	12/20/2022 03:56	WG1976894
Toluene	ND		1.00	1	12/20/2022 03:56	WG1976894
Ethylbenzene	ND		1.00	1	12/20/2022 03:56	WG1976894
o-Xylene	ND		1.00	1	12/20/2022 03:56	WG1976894
m&p-Xylene	ND		2.00	1	12/20/2022 03:56	WG1976894
Total Xylenes	ND		3.00	1	12/20/2022 03:56	WG1976894
Methyl tert-butyl ether	ND		1.00	1	12/20/2022 03:56	WG1976894
Naphthalene	ND		5.00	1	12/20/2022 03:56	WG1976894
<i>(S) Toluene-d8</i>	119		80.0-120		12/20/2022 03:56	WG1976894
<i>(S) 4-Bromofluorobenzene</i>	105		77.0-126		12/20/2022 03:56	WG1976894
<i>(S) 1,2-Dichloroethane-d4</i>	104		70.0-130		12/20/2022 03:56	WG1976894

- 1 Cp
- 2 Tc
- 3 Ss
- 4 Cn
- 5 Sr
- 6 Qc
- 7 Gl
- 8 Al
- 9 Sc

Volatile Organic Compounds (GC/MS) by Method 8260D

Analyte	Result	Qualifier	RDL	Dilution	Analysis date / time	Batch
Benzene	1.97		1.00	1	12/20/2022 04:15	WG1976894
Toluene	ND		1.00	1	12/20/2022 04:15	WG1976894
Ethylbenzene	ND		1.00	1	12/20/2022 04:15	WG1976894
o-Xylene	ND		1.00	1	12/20/2022 04:15	WG1976894
m&p-Xylene	ND		2.00	1	12/20/2022 04:15	WG1976894
Total Xylenes	ND		3.00	1	12/20/2022 04:15	WG1976894
Methyl tert-butyl ether	23.2		1.00	1	12/20/2022 04:15	WG1976894
Naphthalene	ND		5.00	1	12/20/2022 04:15	WG1976894
<i>(S) Toluene-d8</i>	112		80.0-120		12/20/2022 04:15	WG1976894
<i>(S) 4-Bromofluorobenzene</i>	103		77.0-126		12/20/2022 04:15	WG1976894
<i>(S) 1,2-Dichloroethane-d4</i>	106		70.0-130		12/20/2022 04:15	WG1976894

- 1 Cp
- 2 Tc
- 3 Ss
- 4 Cn
- 5 Sr
- 6 Qc
- 7 Gl
- 8 Al
- 9 Sc

Volatile Organic Compounds (GC/MS) by Method 8260D

Analyte	Result	Qualifier	RDL	Dilution	Analysis date / time	Batch
Benzene	ND		1.00	1	12/20/2022 04:34	WG1976894
Toluene	ND		1.00	1	12/20/2022 04:34	WG1976894
Ethylbenzene	ND		1.00	1	12/20/2022 04:34	WG1976894
o-Xylene	ND		1.00	1	12/20/2022 04:34	WG1976894
m&p-Xylene	ND		2.00	1	12/20/2022 04:34	WG1976894
Total Xylenes	ND		3.00	1	12/20/2022 04:34	WG1976894
Methyl tert-butyl ether	ND		1.00	1	12/20/2022 04:34	WG1976894
Naphthalene	ND		5.00	1	12/20/2022 04:34	WG1976894
<i>(S) Toluene-d8</i>	114		80.0-120		12/20/2022 04:34	WG1976894
<i>(S) 4-Bromofluorobenzene</i>	103		77.0-126		12/20/2022 04:34	WG1976894
<i>(S) 1,2-Dichloroethane-d4</i>	108		70.0-130		12/20/2022 04:34	WG1976894

- 1 Cp
- 2 Tc
- 3 Ss
- 4 Cn
- 5 Sr
- 6 Qc
- 7 Gl
- 8 Al
- 9 Sc

Volatile Organic Compounds (GC/MS) by Method 8260D

Analyte	Result	Qualifier	RDL	Dilution	Analysis date / time	Batch
Benzene	5.66		1.00	1	12/20/2022 04:53	WG1976894
Toluene	ND		1.00	1	12/20/2022 04:53	WG1976894
Ethylbenzene	ND		1.00	1	12/20/2022 04:53	WG1976894
o-Xylene	ND		1.00	1	12/20/2022 04:53	WG1976894
m&p-Xylene	ND		2.00	1	12/20/2022 04:53	WG1976894
Total Xylenes	ND		3.00	1	12/20/2022 04:53	WG1976894
Methyl tert-butyl ether	1.77		1.00	1	12/20/2022 04:53	WG1976894
Naphthalene	ND		5.00	1	12/20/2022 04:53	WG1976894
<i>(S) Toluene-d8</i>	113		80.0-120		12/20/2022 04:53	WG1976894
<i>(S) 4-Bromofluorobenzene</i>	103		77.0-126		12/20/2022 04:53	WG1976894
<i>(S) 1,2-Dichloroethane-d4</i>	103		70.0-130		12/20/2022 04:53	WG1976894

1 Cp

2 Tc

3 Ss

4 Cn

5 Sr

6 Qc

7 Gl

8 Al

9 Sc

Volatile Organic Compounds (GC/MS) by Method 8260D

Analyte	Result	Qualifier	RDL	Dilution	Analysis date / time	Batch
Benzene	ND		1.00	1	12/20/2022 05:12	WG1976894
Toluene	ND		1.00	1	12/20/2022 05:12	WG1976894
Ethylbenzene	ND		1.00	1	12/20/2022 05:12	WG1976894
o-Xylene	ND		1.00	1	12/20/2022 05:12	WG1976894
m&p-Xylene	ND		2.00	1	12/20/2022 05:12	WG1976894
Total Xylenes	ND		3.00	1	12/20/2022 05:12	WG1976894
Methyl tert-butyl ether	ND		1.00	1	12/20/2022 05:12	WG1976894
Naphthalene	ND		5.00	1	12/20/2022 05:12	WG1976894
<i>(S) Toluene-d8</i>	110		80.0-120		12/20/2022 05:12	WG1976894
<i>(S) 4-Bromofluorobenzene</i>	101		77.0-126		12/20/2022 05:12	WG1976894
<i>(S) 1,2-Dichloroethane-d4</i>	102		70.0-130		12/20/2022 05:12	WG1976894

- 1 Cp
- 2 Tc
- 3 Ss
- 4 Cn
- 5 Sr
- 6 Qc
- 7 Gl
- 8 Al
- 9 Sc

Volatile Organic Compounds (GC/MS) by Method 8260D

Analyte	Result	Qualifier	RDL	Dilution	Analysis date / time	Batch
Benzene	ND		1.00	1	12/20/2022 05:31	WG1976894
Toluene	ND		1.00	1	12/20/2022 05:31	WG1976894
Ethylbenzene	ND		1.00	1	12/20/2022 05:31	WG1976894
o-Xylene	ND		1.00	1	12/20/2022 05:31	WG1976894
m&p-Xylene	ND		2.00	1	12/20/2022 05:31	WG1976894
Total Xylenes	ND		3.00	1	12/20/2022 05:31	WG1976894
Methyl tert-butyl ether	ND		1.00	1	12/20/2022 05:31	WG1976894
Naphthalene	ND		5.00	1	12/20/2022 05:31	WG1976894
<i>(S) Toluene-d8</i>	110		80.0-120		12/20/2022 05:31	WG1976894
<i>(S) 4-Bromofluorobenzene</i>	102		77.0-126		12/20/2022 05:31	WG1976894
<i>(S) 1,2-Dichloroethane-d4</i>	103		70.0-130		12/20/2022 05:31	WG1976894

1 Cp

2 Tc

3 Ss

4 Cn

5 Sr

6 Qc

7 Gl

8 Al

9 Sc

Volatile Organic Compounds (GC/MS) by Method 8260D

Analyte	Result	Qualifier	RDL	Dilution	Analysis date / time	Batch
Benzene	ND		1.00	1	12/20/2022 05:50	WG1976894
Toluene	ND		1.00	1	12/20/2022 05:50	WG1976894
Ethylbenzene	ND		1.00	1	12/20/2022 05:50	WG1976894
o-Xylene	ND		1.00	1	12/20/2022 05:50	WG1976894
m&p-Xylene	ND		2.00	1	12/20/2022 05:50	WG1976894
Total Xylenes	ND		3.00	1	12/20/2022 05:50	WG1976894
Methyl tert-butyl ether	ND		1.00	1	12/20/2022 05:50	WG1976894
Naphthalene	ND		5.00	1	12/20/2022 05:50	WG1976894
<i>(S) Toluene-d8</i>	113		80.0-120		12/20/2022 05:50	WG1976894
<i>(S) 4-Bromofluorobenzene</i>	102		77.0-126		12/20/2022 05:50	WG1976894
<i>(S) 1,2-Dichloroethane-d4</i>	102		70.0-130		12/20/2022 05:50	WG1976894

1 Cp

2 Tc

3 Ss

4 Cn

5 Sr

6 Qc

7 Gl

8 Al

9 Sc

Volatile Organic Compounds (GC/MS) by Method 8260D

Analyte	Result	Qualifier	RDL	Dilution	Analysis date / time	Batch
Benzene	ND		1.00	1	12/20/2022 06:09	WG1976894
Toluene	ND		1.00	1	12/20/2022 06:09	WG1976894
Ethylbenzene	ND		1.00	1	12/20/2022 06:09	WG1976894
o-Xylene	ND		1.00	1	12/20/2022 06:09	WG1976894
m&p-Xylene	ND		2.00	1	12/20/2022 06:09	WG1976894
Total Xylenes	ND		3.00	1	12/20/2022 06:09	WG1976894
Methyl tert-butyl ether	ND		1.00	1	12/20/2022 06:09	WG1976894
Naphthalene	ND		5.00	1	12/20/2022 06:09	WG1976894
<i>(S) Toluene-d8</i>	112		80.0-120		12/20/2022 06:09	WG1976894
<i>(S) 4-Bromofluorobenzene</i>	102		77.0-126		12/20/2022 06:09	WG1976894
<i>(S) 1,2-Dichloroethane-d4</i>	107		70.0-130		12/20/2022 06:09	WG1976894

- 1 Cp
- 2 Tc
- 3 Ss
- 4 Cn
- 5 Sr
- 6 Qc
- 7 Gl
- 8 Al
- 9 Sc

Volatile Organic Compounds (GC/MS) by Method 8260D

Analyte	Result	Qualifier	RDL	Dilution	Analysis date / time	Batch
Benzene	ND		1.00	1	12/20/2022 00:44	WG1976894
Toluene	ND		1.00	1	12/20/2022 00:44	WG1976894
Ethylbenzene	ND		1.00	1	12/20/2022 00:44	WG1976894
o-Xylene	ND		1.00	1	12/20/2022 00:44	WG1976894
m&p-Xylene	ND		2.00	1	12/20/2022 00:44	WG1976894
Total Xylenes	ND		3.00	1	12/20/2022 00:44	WG1976894
Methyl tert-butyl ether	ND		1.00	1	12/20/2022 00:44	WG1976894
Naphthalene	ND		5.00	1	12/20/2022 00:44	WG1976894
<i>(S) Toluene-d8</i>	114		80.0-120		12/20/2022 00:44	WG1976894
<i>(S) 4-Bromofluorobenzene</i>	105		77.0-126		12/20/2022 00:44	WG1976894
<i>(S) 1,2-Dichloroethane-d4</i>	100		70.0-130		12/20/2022 00:44	WG1976894

- 1 Cp
- 2 Tc
- 3 Ss
- 4 Cn
- 5 Sr
- 6 Qc
- 7 Gl
- 8 Al
- 9 Sc

Method Blank (MB)

(MB) R3873820-2 12/19/22 21:00

Analyte	MB Result	MB Qualifier	MB MDL	MB RDL
	ug/l		ug/l	ug/l
Benzene	U		0.0941	1.00
Toluene	U		0.278	1.00
Ethylbenzene	U		0.137	1.00
o-Xylene	U		0.174	1.00
m&p-Xylenes	U		0.430	2.00
Xylenes, Total	U		0.174	3.00
Methyl tert-butyl ether	U		0.101	1.00
Naphthalene	U		1.00	5.00
<i>(S) Toluene-d8</i>	117			80.0-120
<i>(S) 4-Bromofluorobenzene</i>	106			77.0-126
<i>(S) 1,2-Dichloroethane-d4</i>	96.9			70.0-130

Laboratory Control Sample (LCS)

(LCS) R3873820-1 12/19/22 20:21

Analyte	Spike Amount	LCS Result	LCS Rec.	Rec. Limits	LCS Qualifier
	ug/l	ug/l	%	%	
Benzene	5.00	5.19	104	70.0-130	
Toluene	5.00	5.52	110	70.0-130	
Ethylbenzene	5.00	5.76	115	70.0-130	
o-Xylene	5.00	5.78	116	70.0-130	
m&p-Xylenes	10.0	11.5	115	70.0-130	
Xylenes, Total	15.0	17.3	115	70.0-130	
Methyl tert-butyl ether	5.00	5.01	100	70.0-130	
Naphthalene	5.00	5.35	107	70.0-130	
<i>(S) Toluene-d8</i>			112	80.0-120	
<i>(S) 4-Bromofluorobenzene</i>			102	77.0-126	
<i>(S) 1,2-Dichloroethane-d4</i>			100	70.0-130	

1 Cp

2 Tc

3 Ss

4 Cn

5 Sr

6 Qc

7 Gl

8 Al

9 Sc

GLOSSARY OF TERMS

Guide to Reading and Understanding Your Laboratory Report

The information below is designed to better explain the various terms used in your report of analytical results from the Laboratory. This is not intended as a comprehensive explanation, and if you have additional questions please contact your project representative.

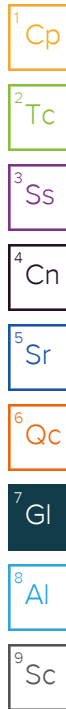
Results Disclaimer - Information that may be provided by the customer, and contained within this report, include Permit Limits, Project Name, Sample ID, Sample Matrix, Sample Preservation, Field Blanks, Field Spikes, Field Duplicates, On-Site Data, Sampling Collection Dates/Times, and Sampling Location. Results relate to the accuracy of this information provided, and as the samples are received.

Abbreviations and Definitions

MDL	Method Detection Limit.
ND	Not detected at the Reporting Limit (or MDL where applicable).
RDL	Reported Detection Limit.
Rec.	Recovery.
RPD	Relative Percent Difference.
SDG	Sample Delivery Group.
(S)	Surrogate (Surrogate Standard) - Analytes added to every blank, sample, Laboratory Control Sample/Duplicate and Matrix Spike/Duplicate; used to evaluate analytical efficiency by measuring recovery. Surrogates are not expected to be detected in all environmental media.
U	Not detected at the Reporting Limit (or MDL where applicable).
Analyte	The name of the particular compound or analysis performed. Some Analyses and Methods will have multiple analytes reported.
Dilution	If the sample matrix contains an interfering material, the sample preparation volume or weight values differ from the standard, or if concentrations of analytes in the sample are higher than the highest limit of concentration that the laboratory can accurately report, the sample may be diluted for analysis. If a value different than 1 is used in this field, the result reported has already been corrected for this factor.
Limits	These are the target % recovery ranges or % difference value that the laboratory has historically determined as normal for the method and analyte being reported. Successful QC Sample analysis will target all analytes recovered or duplicated within these ranges.
Qualifier	This column provides a letter and/or number designation that corresponds to additional information concerning the result reported. If a Qualifier is present, a definition per Qualifier is provided within the Glossary and Definitions page and potentially a discussion of possible implications of the Qualifier in the Case Narrative if applicable.
Result	The actual analytical final result (corrected for any sample specific characteristics) reported for your sample. If there was no measurable result returned for a specific analyte, the result in this column may state "ND" (Not Detected) or "BDL" (Below Detectable Levels). The information in the results column should always be accompanied by either an MDL (Method Detection Limit) or RDL (Reporting Detection Limit) that defines the lowest value that the laboratory could detect or report for this analyte.
Uncertainty (Radiochemistry)	Confidence level of 2 sigma.
Case Narrative (Cn)	A brief discussion about the included sample results, including a discussion of any non-conformances to protocol observed either at sample receipt by the laboratory from the field or during the analytical process. If present, there will be a section in the Case Narrative to discuss the meaning of any data qualifiers used in the report.
Quality Control Summary (Qc)	This section of the report includes the results of the laboratory quality control analyses required by procedure or analytical methods to assist in evaluating the validity of the results reported for your samples. These analyses are not being performed on your samples typically, but on laboratory generated material.
Sample Chain of Custody (Sc)	This is the document created in the field when your samples were initially collected. This is used to verify the time and date of collection, the person collecting the samples, and the analyses that the laboratory is requested to perform. This chain of custody also documents all persons (excluding commercial shippers) that have had control or possession of the samples from the time of collection until delivery to the laboratory for analysis.
Sample Results (Sr)	This section of your report will provide the results of all testing performed on your samples. These results are provided by sample ID and are separated by the analyses performed on each sample. The header line of each analysis section for each sample will provide the name and method number for the analysis reported.
Sample Summary (Ss)	This section of the Analytical Report defines the specific analyses performed for each sample ID, including the dates and times of preparation and/or analysis.

Qualifier Description

The remainder of this page intentionally left blank, there are no qualifiers applied to this SDG.



ACCREDITATIONS & LOCATIONS

Pace Analytical National 12065 Lebanon Rd Mount Juliet, TN 37122

Alabama	40660	Nebraska	NE-OS-15-05
Alaska	17-026	Nevada	TN000032021-1
Arizona	AZ0612	New Hampshire	2975
Arkansas	88-0469	New Jersey-NELAP	TN002
California	2932	New Mexico ¹	TN00003
Colorado	TN00003	New York	11742
Connecticut	PH-0197	North Carolina	Env375
Florida	E87487	North Carolina ¹	DW21704
Georgia	NELAP	North Carolina ³	41
Georgia ¹	923	North Dakota	R-140
Idaho	TN00003	Ohio-VAP	CL0069
Illinois	200008	Oklahoma	9915
Indiana	C-TN-01	Oregon	TN200002
Iowa	364	Pennsylvania	68-02979
Kansas	E-10277	Rhode Island	LA000356
Kentucky ^{1,6}	KY90010	South Carolina	84004002
Kentucky ²	16	South Dakota	n/a
Louisiana	AI30792	Tennessee ^{1,4}	2006
Louisiana	LA018	Texas	T104704245-20-18
Maine	TN00003	Texas ⁵	LAB0152
Maryland	324	Utah	TN000032021-11
Massachusetts	M-TN003	Vermont	VT2006
Michigan	9958	Virginia	110033
Minnesota	047-999-395	Washington	C847
Mississippi	TN00003	West Virginia	233
Missouri	340	Wisconsin	998093910
Montana	CERT0086	Wyoming	A2LA
A2LA – ISO 17025	1461.01	AIHA-LAP,LLC EMLAP	100789
A2LA – ISO 17025 ⁵	1461.02	DOD	1461.01
Canada	1461.01	USDA	P330-15-00234
EPA-Crypto	TN00003		

¹ Drinking Water ² Underground Storage Tanks ³ Aquatic Toxicity ⁴ Chemical/Microbiological ⁵ Mold ⁶ Wastewater n/a Accreditation not applicable

* Not all certifications held by the laboratory are applicable to the results reported in the attached report.

* Accreditation is only applicable to the test methods specified on each scope of accreditation held by Pace Analytical.

¹ Cp

² Tc

³ Ss

⁴ Cn

⁵ Sr

⁶ Qc

⁷ Gl

⁸ Al

⁹ Sc

Company Name/Address:
Kinder Morgan- Atlanta, GA
 Ten 10th Street NW
 Suite 1400
 Atlanta, GA 30309

Billing Information:
 Accounts Payable
 1000 Windward Concourse
 Ste 450
 Alpharetta, GA 30005

Report to:
Bethany Garvey

Email To:
 bethany.garvey@jacobs.com;tom.wiley@jacobs

Project Description:
Lewis Drive Surface Water

City/State Collected:
Belton, SC

Please Circle:
 PT MT CT

Phone: **404-751-5651**

Client Project #

Lab Project #
KINCH2MGA-LEWIS

Collected by (print):
Alli Ferriss

Site/Facility ID #

P.O. #
WD1034492

Collected by (signature):

Rush? (Lab MUST Be Notified)
 Same Day Five Day
 Next Day 5 Day (Rad Only)
 Two Day 10 Day (Rad Only)
 Three Day

Quote #
 Date Results Needed

Immediately Packed on Ice N Y

Sample ID	Comp/Grab	Matrix *	Depth	Date	Time	No. of Cntrs
-----------	-----------	----------	-------	------	------	--------------

SW11-121322	Grab	GW	-	12/13/22	0850	3
SW10-121322		GW		0850	0900	3
SW09-121322		GW			0905	3
SW08-121322		GW			0915	3
SW13-121322		GW			0930	3
SW04-121322		GW			0940	3
SW02-121322		GW			0950	3
SW07-121322		GW			1000	3
SW03-121322		GW		1005	1005	3
SW12-121322		GW		12/13/22	1020	3

Analysis / Container / Preservative	Chain of Custody
V8260BTEXMNSC 40ml/Amb-HCl	Pace PEOPLE ADVANCING SCIENCE MT JULIET, TN 12065 Lebanon Rd Mount Juliet, TN 37122 Submitting a sample via this chain of custody constitutes acknowledgment and acceptance of the Pace Terms and Conditions found at: https://info.pacelabs.com/hubs/pas-standard-terms.pdf SDG # 1567573 E102 Acctnum: KINCH2MGA Template: T172193 Prelogin: P967134 PM: 526 - Chris McCord PB: 12/11/22 Shipped Via: FedEX Ground
V8260BTEXMNSC-TB 40ml/Amb-HCl-Bik	

* Matrix:
 SS - Soil AIR - Air F - Filter
 GW - Groundwater B - Bioassay
 WW - WasteWater
 DW - Drinking Water
 OT - Other

Remarks: V8260BTEXMNSC reporting BTEX, Naphth, MTBE only.

Samples returned via: UPS FedEx Courier
 Tracking # **6193 35 23 0885**

Sample Receipt Checklist
 COC Seal Present/Intact: Y N
 COC Signed/Accurate: Y N
 Bottles arrive intact: Y N
 Correct bottles used: Y N
 Sufficient volume sent: Y N
 If Applicable
 VOA Zero Headspace: Y N
 Preservation Correct/Checked: Y N
 RAD Screen <0.5 mR/hr: Y N

Relinquished by: (Signature) 	Date: 12/13/22	Time: 1900	Received by: (Signature)	Trip Blank Received: <input checked="" type="checkbox"/> Yes <input type="checkbox"/> No HCl / MeOH TBR
Relinquished by: (Signature)	Date:	Time:	Received by: (Signature)	1570265 °C Bottles Received: 29
Relinquished by: (Signature)	Date:	Time:	Received for lab by: (Signature) 	Date: 12/14 Time: 0900

Condition:
 NCF / OK

Company Name/Address:
Kinder Morgan- Atlanta, GA
 Ten 10th Street NW
 Suite 1400
 Atlanta, GA 30309

Billing Information:
 Accounts Payable
 1000 Windward Concourse
 Ste 450
 Alpharetta, GA 30005

Report to:
Bethany Garvey

Email To:
 bethany.garvey@jacobs.com;tom.wiley@jacobs

Project Description:
Lewis Drive Surface Water

City/State
 Collected: **Belton, SC**

Please Circle:
 PT MT CT

Phone: **404-751-5651**

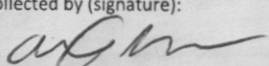
Client Project #

Lab Project #
KINCH2MGA-LEWIS

Collected by (print):
Alex Huss

Site/Facility ID #

P.O. #
WD1034492

Collected by (signature):

 Immediately
 Packed on Ice N Y

Rush? (Lab MUST Be Notified)
 ___ Same Day ___ Five Day
 ___ Next Day ___ 5 Day (Rad Only)
 ___ Two Day ___ 10 Day (Rad Only)
 ___ Three Day

Quote #
 Date Results Needed

Sample ID	Comp/Grab	Matrix *	Depth	Date	Time	No. of Cntrs
-----------	-----------	----------	-------	------	------	--------------

SW 14 - 121322		GW		12/13/22	1010	313 X
TB01 - 121322		GW		12/13/22	1545	31 X
		GW				3 ^{1/2} X
		GW				3 X
		GW				1 X

Analysis / Container / Preservative									
V8260BTEXMNSC 40ml/Amb-HCl	V8260BTEXMNSC-TB 40ml/Amb-HCl-Bik								



MT JULIET, TN
 12065 Lebanon Rd Mount Juliet, TN 37122
 Submitting a sample via this chain of custody constitutes acknowledgment and acceptance of the Pace Terms and Conditions found at: <https://info.pacelabs.com/hubfs/pas-standard-terms.pdf>

SDG # **1567573**

Table #

Acctnum: **KINCH2MGA**
 Template: **T172193**

Prelogin: **P967134**
 PM: **526 - Chris McCord**
 PB: **12/11/22**

Shipped Via: **FedEX Ground**


Remarks	Sample # (lab only)
	-11
	-12

* Matrix:
 SS - Soil AIR - Air F - Filter
 GW - Groundwater B - Bioassay
 WW - WasteWater
 DW - Drinking Water
 OT - Other _____

Remarks: **V8260BTEXMNSC reporting BTEX, Naphth, MTBE only.**

Samples returned via:
 ___ UPS FedEx ___ Courier _____
 Tracking # **6193 3523 0885**

Sample Receipt Checklist	
COC Seal Present/Intact:	NP <u> </u> Y <u> </u> N <u> </u>
COC Signed/Accurate:	<u> </u> Y <u> </u> N <u> </u>
Bottles arrive intact:	<u> </u> Y <u> </u> N <u> </u>
Correct bottles used:	<u> </u> Y <u> </u> N <u> </u>
Sufficient volume sent:	<u> </u> Y <u> </u> N <u> </u>
If Applicable	
VOA Zero Headspace:	<u> </u> Y <u> </u> N <u> </u>
Preservation Correct/Checked:	<u> </u> Y <u> </u> N <u> </u>
RAD Screen <0.5 mR/hr:	<u> </u> Y <u> </u> N <u> </u>

Relinquished by: (Signature)


Date: **12/13/22**
 Time: **1700**

Received by: (Signature)
 Trip Blank Received: Yes No
 HCl / MeOH
 TBR

Relinquished by: (Signature)

Date: _____
 Time: _____


Received by: (Signature)

Temp: **12** °C
 115 to 15
29

Bottles Received: _____
 If preservation required by Login: Date/Time

Relinquished by: (Signature)

Date: _____
 Time: _____

Received for lab by: (Signature)


Date: **12/14**
 Time: **0900**

Hold: _____
 Condition: **NCF / OK**

12/14-NCF-L1567573-KINCH2MGA PM

R5

Time estimate: oh

Time spent: oh

Members



Paul Minnich (responsible)

- Parameter(s) past holding time
- Temperature not in range
- Improper container type
- pH not in range
- Insufficient sample volume
- Sample is biphasic
- Vials received with headspace
- Broken container
- Sufficient sample remains
- If broken container: Insufficient packing material around container
- If broken container: Insufficient packing material inside cooler
- If broken container: Improper handling by carrier: _____
- If broken container: Sample was frozen
- If broken container: Container lid not intact
- Client informed by Call
- Client informed by Email
- Client informed by Voicemail
- Date/Time: _____
- PM initials: _____
- Client Contact: _____

Comments

Paul Minnich *14 December 2022 8:56 PM*
 One vial each from samples SW 11, SW 08, SW 13, and SW 07 received broken