

September 30, 2019

Delivered via trackable, overnight delivery

Mr. Ed Mendenhall
South Carolina Department of Health and Environmental Control
Assessment Section, UST Management Division
Bureau of Land and Waste Management
2600 Bull Street
Columbia, South Carolina 29201

**Subject: Second Quarter 2019 Monitoring Report
Plantation Pipe Line Company
Lewis Drive Remediation Site, Belton, South Carolina
Site ID Number 18693, “Kinder Morgan Belton Pipeline Release”**

Dear Mr. Mendenhall,

On behalf of Plantation Pipe Line Company (Plantation), Jacobs Engineering Group Inc. (Jacobs) is submitting this Second Quarter 2019 Monitoring Report for the Lewis Drive Remediation Site in Belton, South Carolina. This report summarizes the work performed at the site between April 1, 2019, and June 30, 2019. As requested, this quarterly report is presented in a condensed format for ease of use; a comprehensive annual report will continue to be submitted, as discussed with DHEC during meetings on May 17 and August 12, 2019.

The June 2019 quarterly monitoring event included sitewide gauging, product collection, air sparging (AS) system operation/maintenance, and collection of groundwater and surface water samples for laboratory analysis. These activities were conducted in accordance with the Corrective Action Plan (CAP) Addendum, Revision 2 (CH2M, 2017), Free-Product Recovery Plan – Revision 4 (CH2M-Jacobs, 2018a), and Quality Assurance Project Plan (QAPP), Revision 4 (CH2M-Jacobs, 2018b).

Figure 1 presents a map of the site and sampling locations, including monitoring wells, recovery sumps, recovery trenches, recovery wells, and surface water monitoring locations.

Summary of Gauging and Product Recovery

Select monitoring wells, surface water locations, and recovery features were gauged every 6 weeks. Product recovery features (recovery sumps, trenches, and wells) were gauged monthly, and sitewide gauging was conducted quarterly. Field observations made during this reporting period are summarized in Table 1. Stream and groundwater elevations are tabulated in Table 2. Groundwater elevation in residuum aquifers along with stream elevations are presented on Figure 2A. Groundwater elevation in the bedrock aquifers are presented on Figure 2B.

Water levels from the June 2019 gauging event were used to create potentiometric surface maps for the site (Figures 2A and 2B). Groundwater flow in both the residuum (Figure 2A) and bedrock (Figure 2B) aquifers mimics the topography of the site and generally flows from topographic highs to topographic

flows. Cupboard Creek flows intermittently, indicating the primary direction of groundwater flow is northeast toward Brown's Creek. The June 2019 water table configurations and direction of groundwater flow are consistent with previous findings.

Product recovery was performed continuously in the Brown's Creek Protection Zone (BCPZ) and Cupboard Creek Protection Zone (CCPZ) in recovery wells, sumps, and trenches. During each monthly collection event, the field team recorded the product collected from each canister or sock. The amount of product collected from the canisters was tracked by measuring the fluid volume from the canister in a stainless-steel measuring cup. The amount of product collected from the absorbent socks was measured by weighing the absorbent socks before and after deployment into the recovery feature. Recovered fluids from the canisters were placed into the onsite poly tanks for temporary storage, separation, and eventual offsite disposal. Used absorbent socks were placed in a Department of Transportation (DOT)-approved, 55-gallon steel drum for offsite disposal. Table 3 shows the dates and quantities of product that was recovered. No product was shipped offsite for disposal during this reporting period.

During this second quarter 2019 reporting period, only 1.42 gallons of product were recovered at the site, with 45 percent of that recovered from RT-1A and RT-1C. Product thicknesses continue to be minimal across the site. In June 2019, measurable product thicknesses were observed at only 6 of 89 features monitored, ranging from 0.01 foot in RW-03 to 0.02 foot in the other wells with detectable product. Most notably, no monitoring well or recovery sump features within the BCPZ or the CCPZ contained measurable product. Product thickness data are presented alongside well gauging data in Table 2, while Figure 3 presents measurable product data for the site. Hydrographs for select monitoring wells and recovery features representative of general product thickness trends are provided in Attachment A.

Summary of Surface Water Sampling

Inspections of surface water features were performed monthly at the site during this reporting period. The inspection route of surface water features is presented on Figures 1, 2A, and 2B. No signs of distressed vegetation or hydrocarbon sheens were observed during the surface water inspections for this reporting period. Field observations during this reporting period are summarized in Table 1.

The stream aerators at Brown's Creek were shut off for a 24-hour period prior to conducting site surface water sampling. Surface water samples were collected every 6 weeks and were analyzed for benzene, toluene, ethylbenzene, and xylenes (BTEX), naphthalene, and methyl tertiary butyl ether (MTBE) using U.S. Environmental Protection Agency (EPA) Method 8260B.

During this reporting period, dissolved hydrocarbons were detected in surface water at 6 of the 13 locations sampled: SW-01, SW-02, SW-04, SW-12, SW-13, and SW-14 (Table 4A). Benzene, the only constituent that exceeded the surface water standard for protection of human health for consumption of water and organisms (2.2 micrograms per liter [$\mu\text{g/L}$]; DHEC, 2014), was isolated to SW-01 and SW-02 and was nondetect at both during the June 2019 event. Surface water sample results are summarized in Table 4A; historical data for surface water samples are summarized in Table 4B. Trends for surface water sampling locations SW-01, SW-02, SW-04, SW-12, SW-13, and SW-14 are presented in Attachment B. The trend graphs for locations SW-01 and SW-12 show a data gap in March 2019 because these areas were dry and there was insufficient surface water for sample collection at that time. Laboratory reports for surface water samples and chain of custody (COC) records are included in Attachment D.

Summary of Groundwater Sampling

Three groundwater sampling events were performed during this reporting period: the first event was limited to new monitoring features installed in March 2019, the second event was a limited sitewide event, and the third event was a comprehensive sitewide quarterly event. The stream aerators were shut off for a 24-hour period prior to each monitoring event. A comprehensive sitewide round of groundwater gauging was conducted prior to the quarterly sampling event, and select wells were gauged during the other events within this reporting period using an oil-water interface probe to measure the depth to water and test for the presence and thickness (if present) of product. The oil-water interface probe was

decontaminated before each use and after the final measurement. Monitoring wells without free product were sampled using either a HydraSleeve, a peristaltic pump using low-flow purging, or a submersible pump. Samples were analyzed for BTEX, 1,2-dichloroethane (1,2-DCA), MTBE, and naphthalene using EPA Method 8260B. Groundwater sample results are summarized in Table 5A; historical data for groundwater samples are summarized in Table 5B.

Groundwater monitoring results for this reporting period show continued decreases in dissolved concentrations of hydrocarbons in the BCPZ, CCPZ, and Hayfield Zone. The bedrock wells, which are outside the radius of influence of vertical air sparge (VAS) and horizontal air sparge (HAS) systems, and the shallow bedrock zone (SBZ) have stable dissolved concentrations. Laboratory analytical reports and COC records for this reporting period are provided in Attachment D.

Although site-specific groundwater cleanup targets have not been established for the site, groundwater analytical results are screened against the risk-based screening levels (RBSLs) listed in the South Carolina Programmatic QAPP, Table D1 (DHEC UST Management Division, 2016), referred to as Target Screening Levels (TSLs). RBSLs are listed at the top of Tables 5A and 5B. The June 2019 results are shown on Figures 4A and 4B and summarized in the following sections. Trend plots for select groundwater monitoring wells are included in Attachment C. Note that the gray shaded area on the trend charts indicates the operational period of the AS system for wells believed to be under the direct influence of the system; monitoring wells that have been nondetect since sampling began are not presented.

Brown's Creek Protection Zone

For wells downgradient of the system and wells within the system zone of influence, dissolved concentrations in the groundwater of the residuum aquifer continue a decreasing trend or remain stable. BTEX constituents are nondetect for the first time at MW-12 and have remained below TSLs or nondetect at MW-15, MW-28, MW-39, MW-40, and MW-41. Benzene concentrations have seemed to fluctuate at MW-34 since June 2018 and will continue to be monitored. Constituent concentrations in residuum monitoring wells MW-24, MW-25, MW-37, MW-41, MW-42, and MW-43 have been nondetect during this reporting period. MW-40 had only MTBE detections during this reporting period. Benzene concentrations have decreased in bedrock well MW-12B and remained stable in bedrock well MW-15B since the last quarterly event. Benzene was nondetect in all other BCPZ bedrock monitoring wells during this reporting period. For wells that are side-gradient of the system, dissolved concentrations are stable or nondetect. Benzene concentrations are observed to be increasing at side-gradient well MW-38 (412 µg/L in December 2018 to 950 µg/L in June 2019), but are currently stable.

Cupboard Creek Protection Zone

Since AS was initiated in March 2017, dissolved concentrations in the CCPZ have stabilized in residuum wells (MW-20, MW-23, and MW-46). MW-19 was not sampled regularly due to insufficient water, but has been sampled regularly since June 2018 with concentrations decreasing since the last quarterly event, and only total xylenes being detected in this latest June 2019 event. MW-20, which is within the influence of the sparging system, was not sampled since its installation in July 2015 through June 2018 due to the presence of free product. However, it has been sampled regularly since February 2019 with results showing stable BTEX, naphthalene, and MTBE concentrations. Monitoring well MW-23 (downgradient of the system) constituents are below TSLs with the exception of benzene, while monitoring well MW-26 (downgradient of the system) and monitoring well MW-29 (side-gradient of the system) were nondetect for the constituents analyzed during this period. No constituents were detected in downgradient bedrock monitoring wells (MW-23B and MW-26B) in the CCPZ.

Since the installation of MW-46 in September 2017, benzene concentrations increased from 294 µg/L in June 2018 to 1,300 µg/L in June 2019, but have remained stable since August 2018. Monitoring wells MW-56 and MW-57, installed in March 2019 to further delineate dissolved concentrations downgradient of MW-46, have had benzene and MTBE concentrations above their respective TSLs. There are not enough data yet to indicate any trends.

Hayfield Zone

A significant reduction of concentrations and number of detected constituents exceeding TSLs was observed in the residuum groundwater wells of the Hayfield Zone. During the June 2019 event, 29 of 37 monitoring wells sampled in the Hayfield Zone were nondetect or below the respective TSLs for BTEX constituents. In monitoring wells MW-13, MW-13B, MW-09, MW-09B, and MW-17, BTEX concentrations decreased during this reporting period by one to three orders of magnitude with current concentrations below TSLs and nondetect at MW-09 and MW-09B, respectively.

In the Hayfield Zone during this reporting period, benzene was detected above the TSL in 5 of 27 residuum monitoring wells. Toluene concentrations exceeded the TSL in MW-07 (which is upgradient of the Cupboard Creek AS curtain). Naphthalene concentrations exceeded the TSL in MW-16 and MW-18 in June 2019, and BTEX constituents in MW-16 are decreasing with benzene and naphthalene remaining above their associated TSLs. Measurable product has not been detected at MW-16 or MW-18 since June 2018 and December 2018, respectively. MW-36 and MW-07 concentrations have remained stable, while MW-09 and MW-13 concentrations have decreased during this reporting period. The analytical results for MW-51 through MW-55 have remained below the TSLs. TSL exceedances during the June 2019 event for residuum monitoring wells are shown in Exhibit 1.

Exhibit 1. TSL Exceedance in Residuum Wells in June 2019

Well	Date	Units	Benzene	Toluene	MTBE	Naphthalene
TSLs (µg/L):			5	1,000	40	25
MW-07	6/4/2019	µg/L	1,940	3,390	1 U	6.90
MW-13	6/5/2019	µg/L	35.2	5 U	5 U	25 U
MW-16	6/4/2019	µg/L	9.56	78.9	1 U	192
MW-17	6/5/2019	µg/L	44.9	10.7	16.1	25 U
MW-18	6/4/2019	µg/L	1.46	20.9	13.6	87.5
MW-36	6/4/2019	µg/L	1,100	48.1	1 U	5 U
MW-45	6/5/2019	µg/L	1 U	1 U	47.7	5 U

Gray shading indicates the analyte exceeded TSL

U = analyte was not detected above the reported sample quantitation limit

In bedrock wells, benzene was detected above its TSL in 3 of 10 wells, ranging from 9.13 µg/L in MW-14B to 7,390 µg/L in MW-17B during the June 2019 event. Concentrations of ethylbenzene, toluene, and MTBE exceeded the TSLs at MW-17B, which is upgradient of the Cupboard Creek AS curtain. MTBE also exceeded its TSL in MW-13B and MW-50B. At bedrock wells outside the influence of the AS system, only MW-13B, MW-14B, MW-17B, and MW-50B had concentrations of BTEX and/or MTBE above TSLs during the June 2019 event. These wells will continue to be evaluated. Constituent concentrations in monitoring wells MW-02B, MW-09B, MW-36B, and MW-45B were nondetect with only small detections below TSLs in monitoring wells MW-06B and MW-48B during this reporting period.

Shallow Bedrock Zone

In the SBZ residuum aquifer, MW-11 had not been sampled since June 2017 due to the presence of free product. However, it was sampled in March and June 2019. This well is in the area of the recently expanded AS system, which is expected to directly influence groundwater in the area of MW-11 and impacts leading to the Brown's Creek area. In MW-27, benzene concentrations have been below the TSL since September 2018. The constituents analyzed at locations MW-01, MW-22, and MW-44 were nondetect for this reporting period. No constituents were detected above TSLs in bedrock monitoring wells MW-01B, MW-27B, and MW-44B in the SBZ.

Summary of Air Sparging System Operation/Maintenance and Efficiency

The average runtime for the AS system during the reporting period was approximately 96 percent. Air compressor downtime experienced during this reporting period was associated with routine maintenance visits, high temperature shutdowns, and power outages.

There were approximately 7 days of unscheduled system downtime associated with operation of the Brown's Creek aerators due to damage of a beaver dam and associated lowering of the creek's surface water levels. Following the beaver's restoration of its dam and associated rise of the creek's surface water levels south of Lewis Drive, the creek aerators were reactivated. Prior to conducting site surface water sampling, the stream aerators at Brown's Creek were shut off for a 24-hour period and then restarted once surface water sampling was completed.

Activities associated with operation and maintenance of the AS system are summarized by remediation area below.

- BCPZ: AS in the BCPZ was performed using 34 VAS wells screened from approximately 13 to 72 feet below ground surface (bgs). The flow rates in these wells averaged approximately 7 standard cubic feet per minute (scfm) per sparging well during the reporting period. Additionally, air was injected into two surface water submersible diffusion aerators installed in Brown's Creek. The flow rates in the aerators averaged approximately 12 scfm each during this reporting period. Beginning on April 9, 2019, newly installed AS wells VAS-47 through VAS-54 were activated. For approximately 12 weeks, the flow rates at these AS wells were increased from approximately 2 scfm to approximately 8 scfm.
- CCPZ: AS in the CCPZ was performed using a curtain of 24 VAS wells screened between approximately 9 and 31 feet bgs. The flow rates in these wells averaged approximately 7 scfm per sparging well during this reporting period. Beginning on April 9, 2019, the newly installed AS wells VAS-55 through VAS-59 were activated. For approximately 12 weeks, the flow rates at these AS wells were increased from approximately 2 scfm to approximately 8 scfm.
- Hayfield Zone: AS in the Hayfield Zone was performed at three HAS wells (HAS-01, HAS-02, and HAS-03), which have screen lengths of approximately 752, 715, and 377 feet, respectively. The flow rates in each of the three HAS wells were maintained at approximately 0.70 scfm per foot of screen during this reporting period, resulting in average flow rates of 525, 502, and 263 scfm per well, respectively. Sparging at the HAS wells was continuous during system operation.

Additional Activities

During this reporting period, the vertical AS wells (VAS-47 through VAS-59) were activated at a flow rate of approximately 2 scfm and slowly ramped up to a flow rate of approximately 8 scfm. Activation of the VAS wells was initiated on April 9, 2019, after receiving the modified underground injection control permit.

Summary of Findings

The following conclusions are based on the site work performed during this reporting period between April 1, 2019, and June 30, 2019:

- The number of locations with product thicknesses greater than 0.1 foot is currently zero.
- In accordance with the CAP (CH2M, 2017), the sitewide remedial efforts are protecting potential receptors and highly effective at reducing dissolved concentrations in the groundwater. Groundwater monitoring results for this reporting period indicate that the AS system continues to decrease dissolved concentrations of hydrocarbons in the BCPZ and Hayfield Zone, while creating stable trends in the CCPZ, SBZ, bedrock wells, and in other site feature locations outside the influence of the AS system.

- The analytical results for recently installed monitoring wells MW-51 through MW-55 have been below the TSLs since installation (between August 2018 and March 2019). MW-51 and MW-52 were installed to further delineate dissolved concentration sources upgradient of MW-38. MW-53 and MW-54 were installed to delineate the dissolved plume boundaries north of MW-30. MW-55 was installed to delineate the plume boundary west of MW-36.
 - MW-51 and MW-52 results indicate no upgradient source of MW-38 concentrations, suggesting an alternate source, possibly south of MW-38.
 - MW-53 and MW-54 results defined the northern edge of the plume in the area of MW-30.
 - MW-55 results defined the western edge of the plume in the area of MW-36.
- Monitoring wells MW-56 and MW-57, installed to further delineate dissolved concentrations downgradient of MW-46, show benzene and MTBE concentrations above their respective TSLs. Since a clean downgradient boundary has not been defined for MW-46, additional monitoring wells may be suggested after the August 2019 oxidant injections.
- Although AS treatment zones have been established upgradient of both surface water bodies, periodic exceedances of the benzene surface water screening value were recorded at SW-01 in May 2019 and at SW-02 in April and May 2019. However, benzene was below its TSL for all surface water sampling locations during the June 2019 event.
- During this reporting period, the AS system had an operating uptime of approximately 96 percent. Operating flows in the stream aerators, HAS wells, and VAS wells were at approximately 85 percent, 93 percent, and 47 percent of design flow capacity, respectively.
- There are two areas located outside the direct influence of the AS system and upgradient from streams (Cupboard Creek and Brown's Creek) that have monitoring wells with increased dissolved hydrocarbon concentrations: MW-46, MW-56, and MW-57 in the CCPZ; and MW-38 in the BCPZ. Oxidant injections are planned in these areas to address these concentrations as an interim step, and depending on the oxidant injection results, a potential expansion of the AS system will be evaluated.

Future Activities

Future activities planned for the Lewis Drive site include the following:

- Ongoing monitoring and reporting will be conducted according to Table 1 of the Monitoring, Reporting, and Product Recovery Plan submitted on May 31, 2019 (Jacobs, 2019).
- Oxidant injections in the areas of MW-46, MW-56, and MW-57 (CCPZ), and monitoring well MW-38 (BCPZ) will be conducted in August 2019.
- Groundwater concentration trends in the monitoring well network will be reviewed to identify areas for additional remediation, if necessary, and to optimize the monitoring well network.

References

CH2M HILL Engineers, Inc. (CH2M¹). 2017. *Corrective Action Plan Addendum, Revision 2, Lewis Drive Remediation Site, Belton, South Carolina. Site ID Number 18693 ("Kinder Morgan Belton Pipeline Release")*. October 12.

CH2M HILL Engineers, Inc. (CH2M-Jacobs). 2018a. *Free-Product Recovery Plan – Revision 4, Lewis Drive Remediation, Plantation Pipe Line Company, Belton, South Carolina. Site ID Number 18693, "Kinder Morgan Belton Pipeline Release."* February 6.

¹ CH2M was acquired by Jacobs in December 2017. CH2M is now part of Jacobs.

CH2M HILL Engineers, Inc. (CH2M-Jacobs). 2018b. *Quality Assurance Project Plan, Revision 4*. Addendum to the DHEC UST Programmatic Quality Assurance Program Plan for Plantation Pipe Line Company/Site ID No. 18693. February 9.

Jacobs. 2019. *Monitoring, Reporting, and Product Recovery Plan (April 1, 2019 through March 30, 2020)*. Lewis Drive Remediation, Plantation Pipe Line Company, Belton, South Carolina. Site ID Number 18693, "Kinder Morgan Belton Pipeline Release." May 31.

South Carolina Department of Health and Environmental Control (DHEC). 2014. *R. 61-68, Water Classifications & Standards*. June 27.

South Carolina Department of Health and Environmental Control, Underground Storage Tank Management Division (DHEC UST Management Division). 2016. *Quality Assurance Program Plan for the Underground Storage Tank Management Division*. Title: Programmatic QAPP. Revision Number: 3.1. Revision Date: February 2016. 215 pp.


If you have any questions regarding this report or the project in general, please call me at (919) 859-5789, Tom Wiley/Jacobs at (678) 530-4388, or Jerry Aycock/Plantation at (770) 751-4165.

Regards,



William M. Waldron, P.E.
Program Manager

The material and data presented in this report were prepared consistent with current and generally accepted consulting principles and practices. This work was supervised by the following Jacobs licensed professional.



Jonathan Grimes, P.G.
South Carolina Registered Professional Geologist No. 2235

September 30, 2019
Date

Copies to: Jerry Aycock/Plantation (Digital, Jerry_Aycock@kindermorgan.com)
Mary Clair Lyons, Esq., Plantation (Digital, Mary_Lyons@kindermorgan.com)
Richard Morton, Esq., Womble Bond Dickinson, LLP (Digital, ric.morton@wbd-us.com)
File

Attachments:

Table 1 – Field Observation Log
Table 2 – Groundwater Elevation and Product Thickness Data
Table 3 – Product Skimmer Recovery Results
Table 4A – Analytical Results for Surface Water, Second Quarter 2019
Table 4B – Analytical Results for Surface Water, Historical
Table 5A – Analytical Results for Groundwater, Second Quarter 2019
Table 5B – Analytical Results for Groundwater, Historical

Figure 1 – Site Overview
Figure 2A – Residuum Groundwater and Surface Water Elevation Map
Figure 2B – Bedrock Groundwater Elevation Map
Figure 3 – Site Features with Measurable Product
Figure 4A – Groundwater Analytical Results in Residuum Aquifer, December 2018, March 2019, and June 2019
Figure 4B – Groundwater Analytical Results in Bedrock Aquifer, December 2018, March 2019, and June 2019

Attachment A – Product Thickness Trends
Attachment B – Surface Water Analytical Trends
Attachment C – Groundwater Analytical Trends
Attachment D – Analytical Laboratory Reports

Tables

Table 1. Field Observation Log

Plantation Pipe Line Company

Lewis Drive Remediation Site, Belton, South Carolina

Site ID #18693 "Kinder Morgan Belton Pipeline Release"

Date	Inspect Cupboard Creek Zone and Wetlands South of Calhoun Road (Any odor, sheen or distressed vegetation? Describe.)	Inspect Brown's Creek Upstream and Downstream of the Culvert Under Lewis Drive (Any odor, sheen or distressed vegetation? Describe.)	Inspect Hayfield Area (Any odor, sheen or distressed vegetation? Describe.)	Inspect Shallow Bedrock Zone Area (Any odor, sheen or distressed vegetation? Describe.)	Inspect Hillside Adjacent to and South of SW-02 (Any odor, sheen or distressed vegetation? Describe.)	Inspect Hillside Adjacent to and South of SW-04 (Any odor, sheen or distressed vegetation? Describe.)
4/9/2019	No odors, sheens, or distressed vegetation observed in wetlands South of Calhoun Road.	No odors or distressed vegetation observed in wetlands either upstream or downstream of culvert under Lewis Drive. Water levels are very high. Beavers are active in the area.	The area is very saturated. Biological sheen seen around recovery sump wells	No odors or distressed vegetation observed.		
5/16/2019	No odors, sheens, or distressed vegetation observed in wetlands south of Calhoun Road. Water is flowing freely. Grass is high in the area. Grounds Management is currently not cutting in this area.	No odors or distressed vegetation observed in wetlands either upstream or downstream of culvert under Lewis Drive. Water levels are high from beaver dam activity. Some biological sheen is noted by MW-34. Bluegill fish were observed in the creek.	No odors or distressed vegetation observed. Grass is growing in area.	No odors or distressed vegetation observed.	Sediment tube still in place. Grass growing after recent drilling.	No odors or distressed vegetation observed.
6/5/2019	No sheens or distressed vegetation observed in wetlands south of Calhoun Road. Odor present along pathway from MW-29 to MW-20. Vegetation has started to grow around the newly installed air sparge lines. No changes to vegetation west of Calhoun Road. MW-46 is missing a well plate.	No odors or distressed vegetation observed in wetlands either upstream or downstream of culvert under Lewis Drive. Water levels are high from beaver dam activity. Turbidity high near culvert but clears downstream near the dam. Chub/Shiner nests were observed in the stream near SW-11.	No odors or distressed vegetation observed. Grass is growing in area. MW-03 and piezometer well pads are unstable from air sparge system.	No distressed vegetation observed. Vegetation is growing back along the newly installed air sparge lines near MW-11 toward Brown's Creek. Odors were present around RW-03, RW-04, and RW-05.	Water is turbid near SW-02.	Approximately 5 feet southeast of SW-04 marker is a beaver path leading from Brown's Creek northeast through the woods.

Note:

ID = identification

MW = monitoring well

RT = recovery trench

SW = surface water

Table 2. Groundwater Elevation and Product Thickness Data

Plantation Pipe Line Company

Lewis Drive Remediation Site, Belton, South Carolina

Site ID #18693 "Kinder Morgan Belton Pipeline Release"

Location ID	Date	Depth to Product (ft BTOC)	Depth to Water (ft BTOC)	Product Thickness (ft)	Top of Casing Elevation ^{a,b} (ft amsl)	Groundwater Elevation (ft amsl)	Corrected ^c Groundwater Elevation (ft amsl)	Notes
MW-01					853.07			
	6/3/2019	-	7.55	-		845.52	-	
MW-01B					852.99			
	6/3/2019	-	6.55	-		846.44	-	
MW-02					841.04			
	6/3/2019	-	3.20	-		837.84	-	bubbling within casing
MW-02B					841.19			
	6/3/2019	-	5.48	-		835.71	-	
MW-03					838.36			
	6/3/2019	-	7.00	-		831.36	-	over pressure
MW-04					844.42			
	6/3/2019	-	7.17	-		837.25	-	
MW-05					851.11			
	6/3/2019	-	9.89	-		841.22	-	
MW-06					852.92			
	6/3/2019	-	8.84	-		844.08	-	
MW-06B					852.57			
	6/3/2019	-	8.59	-		843.98	-	ant nest within casing
MW-07					853.02			
	6/3/2019	-	7.99	-		845.03	-	
	5/13/2019	-	6.90	-		846.12	-	
MW-08					844.72			
	6/3/2019	-	9.15	-		835.57	-	
	5/13/2019	8.02	9.02	1.00		835.70	836.43	
	4/8/2019	-	7.78	-		836.94	-	
MW-09					843.63			
	6/3/2019	-	8.08	-		835.55	-	bubbling within casing
MW-09B					843.92			
	6/3/2019	-	5.22	-		838.70	-	
MW-10					845.41			
	6/3/2019	-	11.56	-		833.85	-	
MW-11					855.63			
	6/3/2019	-	24.69	-		830.94	-	
	5/13/2019	-	23.76	-		831.87	-	
	4/8/2019	-	23.11	-		832.52	-	strong odor

Table 2. Groundwater Elevation and Product Thickness Data

Plantation Pipe Line Company

Lewis Drive Remediation Site, Belton, South Carolina

Site ID #18693 "Kinder Morgan Belton Pipeline Release"

Location ID	Date	Depth to Product (ft BTOC)	Depth to Water (ft BTOC)	Product Thickness (ft)	Top of Casing Elevation ^{a,b} (ft amsl)	Groundwater Elevation (ft amsl)	Corrected ^c Groundwater Elevation (ft amsl)	Notes
MW-12					834.53			
	6/3/2019	-	10.43	-		824.10	-	
	5/13/2019	-	9.24	-		825.29	-	
	4/8/2019	-	10.61	-		823.92	-	
MW-12B					834.98			
	6/3/2019	-	11.57	-		823.41	-	
	5/13/2019	-	10.31	-		824.67	-	
	4/8/2019	-	10.58	-		824.40	-	
MW-13					848.84			
	6/3/2019	-	13.52	-		835.32	-	
MW-13B					849.82			
	6/3/2019	-	14.28	-		835.54	-	
MW-14					838.70			
	6/3/2019	-	17.53	-		821.17	-	
MW-14B					840.20			
	6/3/2019	-	18.33	-		821.87	-	
MW-15					831.03			
	6/3/2019	-	4.84	-		826.19	-	
	5/13/2019	-	8.94	-		822.09	-	
	4/8/2019	-	8.25	-		822.78	-	
MW-15B					831.29			
	6/3/2019	-	13.95	-		817.34	-	
	5/13/2019	-	13.42	-		817.87	-	
	4/8/2019	-	13.38	-		817.91	-	
MW-16					847.67			
	6/3/2019	-	5.50	-		842.17	-	bubbling within casing
	5/13/2019	-	-	-		847.67	-	
MW-17					855.35			
	6/3/2019	-	9.73	-		845.62	-	
MW-17B					855.37			
	6/3/2019	-	10.69	-		844.68	-	
	5/13/2019	-	9.59	-		845.78	-	
MW-18					846.89			
	6/3/2019	-	14.70	-		832.19	-	bubbling within casing
	5/13/2019	-	12.74	-		834.15	-	unstable reading due to sparge
	4/8/2019	-	15.29	-		831.60	-	

Table 2. Groundwater Elevation and Product Thickness Data

Plantation Pipe Line Company

Lewis Drive Remediation Site, Belton, South Carolina

Site ID #18693 "Kinder Morgan Belton Pipeline Release"

Location ID	Date	Depth to Product (ft BTOC)	Depth to Water (ft BTOC)	Product Thickness (ft)	Top of Casing Elevation ^{a,b} (ft amsl)	Groundwater Elevation (ft amsl)	Corrected ^c Groundwater Elevation (ft amsl)	Notes
MW-19					853.94			
	6/3/2019	-	8.30	-		845.64	-	
	5/13/2019	-	7.56	-		846.38	-	bubbling from system
	4/8/2019	-	9.34	-		844.60	-	strong odor
MW-20					852.89			
	6/3/2019	-	8.14	-		844.75	-	
	5/13/2019	-	7.08	-		845.81	-	
	4/8/2019	-	6.56	-		846.33	-	strong odor
MW-21					855.77			
	6/3/2019	-	12.21	-		843.56	-	
MW-22					854.60			
	6/3/2019	-	7.72	-		846.88	-	
MW-23					849.57			
	6/3/2019	-	6.63	-		842.94	-	
MW-23B					849.69			
	6/3/2019	-	5.79	-		843.90	-	
MW-24					817.92			
	6/3/2019	-	4.94	-		812.98	-	ant nest inside well
MW-24B					818.72			
	6/3/2019	-	5.44	-		813.28	-	
MW-25					826.18			
	6/3/2019	-	6.49	-		819.69	-	
	5/13/2019	-	6.26	-		819.92	-	
	4/8/2019	-	9.16	-		817.02	-	
MW-25B					823.81			
	6/3/2019	-	3.11	-		820.70	-	
	5/13/2019	-	2.51	-		821.30	-	
	4/8/2019	-	2.68	-		821.13	-	
MW-26					847.56			
	6/3/2019	-	4.13	-		843.43	-	
	5/13/2019	-	2.07	-		845.49	-	
MW-26B					847.81			
	6/3/2019	-	3.74	-		844.07	-	
MW-27					854.11			
	6/3/2019	-	21.14	-		832.97	-	ant hill

Table 2. Groundwater Elevation and Product Thickness Data

Plantation Pipe Line Company

Lewis Drive Remediation Site, Belton, South Carolina

Site ID #18693 "Kinder Morgan Belton Pipeline Release"

Location ID	Date	Depth to Product (ft BTOC)	Depth to Water (ft BTOC)	Product Thickness (ft)	Top of Casing Elevation ^{a,b} (ft amsl)	Groundwater Elevation (ft amsl)	Corrected ^c Groundwater Elevation (ft amsl)	Notes
MW-27B					857.14			
	6/3/2019	-	24.80	-		832.34	-	
MW-28					844.31			
	6/3/2019	-	19.14	-		825.17	-	
	5/13/2019	-	18.14	-		826.17	-	
	4/8/2019	-	17.42	-		826.89	-	
MW-29					852.20			
	6/3/2019	-	6.33	-		845.87	-	
	5/13/2019	-	4.19	-		848.01	-	
	4/8/2019	-	3.33	-		848.87	-	
MW-30					841.28			
	6/3/2019	-	10.64	-		830.64	-	
MW-31					845.04			
	6/3/2019	-	15.86	-		829.18	-	
MW-32					842.93			
	6/3/2019	-	13.55	-		829.38	-	
MW-33T					849.11			
	6/3/2019	-	21.81	-		827.30	-	
MW-34					816.35			
	6/3/2019	-	3.07	-		813.28	-	
	5/13/2019	-	2.58	-		813.77	-	
MW-35					829.40			
	6/3/2019	-	7.86	-		821.54	-	
	5/13/2019	-	7.21	-		822.19	-	
	4/8/2019	-	6.79	-		822.61	-	
MW-36					858.47			
	6/3/2019	-	14.87	-		843.60	-	
	5/13/2019	-	13.86	-		844.61	-	ant hill
MW-36B					858.15			
	6/3/2019	-	13.56	-		844.59	-	
MW-37					813.92			
	6/3/2019	-	3.19	-		810.73	-	
	5/13/2019	-	3.10	-		810.82	-	
MW-38					813.28			
	6/3/2019	-	1.36	-		811.92	-	
	5/13/2019	-	1.12	-		812.16	-	

Table 2. Groundwater Elevation and Product Thickness Data

Plantation Pipe Line Company

Lewis Drive Remediation Site, Belton, South Carolina

Site ID #18693 "Kinder Morgan Belton Pipeline Release"

Location ID	Date	Depth to Product (ft BTOC)	Depth to Water (ft BTOC)	Product Thickness (ft)	Top of Casing Elevation ^{a,b} (ft amsl)	Groundwater Elevation (ft amsl)	Corrected ^c Groundwater Elevation (ft amsl)	Notes
MW-39					819.90			
	6/3/2019	-	4.54	-		815.36	-	
	5/13/2019	-	4.07	-		815.83	-	
	4/8/2019	-	4.09	-		815.81	-	
MW-40					817.79			
	6/3/2019	-	2.33	-		815.46	-	
	5/13/2019	-	1.72	-		816.07	-	
MW-41					819.68			
	6/3/2019	-	3.07	-		816.61	-	
	5/13/2019	-	3.28	-		816.40	-	
	4/8/2019	-	3.68	-		816.00	-	
MW-42					820.33			
	6/3/2019	-	4.52	-		815.81	-	
MW-43					818.12			
	6/3/2019	-	5.03	-		813.09	-	
MW-43B					818.80			
	6/3/2019	-	1.45	-		817.35	-	
MW-44					853.67			
	6/3/2019	-	6.89	-		846.78	-	
MW-44B					853.38			
	6/3/2019	-	8.57	-		844.81	-	
MW-45					852.47			
	6/3/2019	-	9.88	-		842.59	-	ant hill
MW-45B					852.85			
	6/3/2019	-	10.52	-		842.33	-	ant hill
MW-46					845.47			
	6/3/2019	-	6.32	-		839.15	-	
MW-47					842.98			
	6/3/2019	-	13.64	-		829.34	-	
MW-48B					832.34			
	6/3/2019	-	15.82	-		816.52	-	
MW-49					846.78			
	6/3/2019	-	14.68	-		832.10	-	
MW-50B					850.34			
	6/3/2019	-	17.75	-		832.59	-	

Table 2. Groundwater Elevation and Product Thickness Data

Plantation Pipe Line Company

Lewis Drive Remediation Site, Belton, South Carolina

Site ID #18693 "Kinder Morgan Belton Pipeline Release"

Location ID	Date	Depth to Product (ft BTOC)	Depth to Water (ft BTOC)	Product Thickness (ft)	Top of Casing Elevation ^{a,b} (ft amsl)	Groundwater Elevation (ft amsl)	Corrected ^c Groundwater Elevation (ft amsl)	Notes
MW-51					831.92			
	5/13/2019	-	17.29	-		814.63	-	
MW-52					830.09			
	5/13/2019	-	15.46	-		814.63	-	
MW-53					837.37			
	5/13/2019	-	5.84	-		831.53	-	
MW-54					840.79			
	5/13/2019	-	8.12	-		832.67	-	
MW-55					859.71			
	5/13/2019	-	14.60	-		845.11	-	
	4/8/2019	-	13.15	-		846.56	-	
MW-56					843.94			
	5/13/2019	-	4.02	-		839.92	-	
	4/8/2019	-	3.27	-		840.67	-	
MW-57					845.63			
	5/14/2019	-	5.67	-		839.96	-	
	4/8/2019	-	4.78	-		840.85	-	
RS-01					849.13			
	6/3/2019	6.09	6.11	0.02		843.02	843.03	
	5/13/2019	-	4.92	-		844.21	-	
	4/8/2019	3.40	3.41	0.01		845.72	845.73	
RS-02					849.52			
	6/3/2019	-	5.71	-		843.81	-	
	5/13/2019	-	4.12	-		845.40	-	
	4/8/2019	2.79	2.80	0.01		846.72	846.73	
RS-04					851.47			
	5/13/2019	-	5.02	-		846.45	-	
RS-05					848.31			
	6/3/2019	-	5.67	-		842.64	-	
	5/13/2019	4.76	4.87	0.11		843.44	843.52	
	4/8/2019	3.36	3.42	0.06		844.89	844.93	
RS-06					849.47			
	5/13/2019	-	4.51	-		844.96	-	
RS-07					855.08			
	5/13/2019	-	8.34	-		846.74	-	

Table 2. Groundwater Elevation and Product Thickness Data

Plantation Pipe Line Company

Lewis Drive Remediation Site, Belton, South Carolina

Site ID #18693 "Kinder Morgan Belton Pipeline Release"

Location ID	Date	Depth to Product (ft BTOC)	Depth to Water (ft BTOC)	Product Thickness (ft)	Top of Casing Elevation ^{a,b} (ft amsl)	Groundwater Elevation (ft amsl)	Corrected ^c Groundwater Elevation (ft amsl)	Notes
RS-08					854.24			
	5/13/2019	-	8.67	-		845.57	-	
	4/8/2019	-	7.24	-		847.00	-	
RS-09					847.60			
	5/13/2019	-	4.37	-		843.23	-	
RS-10					847.42			
	5/13/2019	-	3.88	-		843.54	-	
	4/8/2019	-	2.24	-		845.18	-	
RS-11					847.44			
	5/13/2019	-	2.94	-		844.50	-	
RS-12					847.74			
	5/13/2019	-	3.27	-		844.47	-	
RS-13					845.98			
	5/13/2019	-	2.14	-		843.84	-	
RS-14					845.97			
	6/3/2019	-	3.82	-		842.15	-	
	5/13/2019	-	2.72	-		843.25	-	
	4/8/2019	-	0.96	-		845.01	-	biological sheen around well
RS-15					846.41			
	5/13/2019	-	3.14	-		843.27	-	
RS-16					845.44			
	5/13/2019	-	3.58	-		841.86	-	
RS-17					844.22			
	5/13/2019	-	3.01	-		841.21	-	
	4/8/2019	-	1.14	-		843.08	-	
RS-18					847.89			
	5/13/2019	-	4.37	-		843.52	-	
RS-20					842.69			
	5/13/2019	-	3.75	-		838.94	-	
RT-1A					854.06			
	6/3/2019	-	9.32	-		844.74	-	
	5/13/2019	-	8.04	-		846.02	-	
	4/8/2019	-	7.31	-		846.75	-	

Table 2. Groundwater Elevation and Product Thickness Data

Plantation Pipe Line Company

Lewis Drive Remediation Site, Belton, South Carolina

Site ID #18693 "Kinder Morgan Belton Pipeline Release"

Location ID	Date	Depth to Product (ft BTOC)	Depth to Water (ft BTOC)	Product Thickness (ft)	Top of Casing Elevation ^{a,b} (ft amsl)	Groundwater Elevation (ft amsl)	Corrected ^c Groundwater Elevation (ft amsl)	Notes
RT-1B					854.15			
	6/3/2019	-	9.33	-		844.82	-	
	5/13/2019	-	8.11	-		846.04	-	
	4/8/2019	-	7.34	-		846.81	-	
RT-1C					854.55			
	6/3/2019	-	9.91	-		844.64	-	
	5/13/2019	-	9.68	-		844.87	-	
	4/8/2019	-	7.94	-		846.61	-	
RT-2A					817.48			
	5/13/2019	-	0.62	-		816.86	-	
RT-2B					817.61			
	5/13/2019	-	0.60	-		817.01	-	
RT-2C					818.06			
	5/13/2019	-	1.21	-		816.85	-	
RT-2D					818.12			
	5/13/2019	-	1.30	-		816.82	-	
RT-2E					818.25			
	5/13/2019	-	1.38	-		816.87	-	
RT-2F					818.57			
	5/13/2019	-	1.74	-		816.83	-	
RT-2G					820.07			
	5/13/2019	-	1.14	-		818.93	-	
RT-2I					819.51			
	5/13/2019	-	0.65	-		818.86	-	
RT-2J					817.63			
	5/13/2019	-	-	-		817.63	-	
RT-2K					817.40			
	5/13/2019	-	0.70	-		816.70	-	
	4/8/2019	-	0.48	-		816.92	-	
RT-2L					819.54			
	5/13/2019	-	1.01	-		818.53	-	
RW-01					851.92			
	6/3/2019	-	11.66	-		840.26	-	
	5/13/2019	-	11.63	-		840.29	-	

Table 2. Groundwater Elevation and Product Thickness Data

Plantation Pipe Line Company

Lewis Drive Remediation Site, Belton, South Carolina

Site ID #18693 "Kinder Morgan Belton Pipeline Release"

Location ID	Date	Depth to Product (ft BTOC)	Depth to Water (ft BTOC)	Product Thickness (ft)	Top of Casing Elevation ^{a,b} (ft amsl)	Groundwater Elevation (ft amsl)	Corrected ^c Groundwater Elevation (ft amsl)	Notes
RW-02					852.69			
	6/3/2019	19.45	19.47	0.02		833.22	833.23	
	5/13/2019	18.20	18.22	0.02		834.47	834.48	
	4/8/2019	17.47	17.48	0.01		835.21	835.22	
RW-03					852.34			
	6/3/2019	20.15	20.16	0.01		832.18	832.19	
	5/13/2019	19.16	19.20	0.04		833.14	833.17	
	4/8/2019	17.55	17.73	0.18		834.61	834.74	
RW-04					853.93			
	6/3/2019	22.84	22.86	0.02		831.07	831.09	
	5/13/2019	23.73	23.74	0.01		830.19	830.20	
	4/8/2019	22.85	22.89	0.04		831.04	831.07	
RW-05					853.53			
	6/3/2019	29.25	29.27	0.02		824.26	824.28	
	5/13/2019	28.63	28.64	0.01		824.89	824.90	
	4/8/2019	27.41	27.42	0.01		826.11	826.12	
RW-06					846.21			
	6/3/2019	-	22.71	-		823.50	-	
	5/13/2019	-	21.86	-		824.35	-	
RW-07					843.19			
	6/3/2019	-	20.00	-		823.19	-	
	5/13/2019	19.07	19.08	0.01		824.11	824.12	
	4/8/2019	18.16	18.17	0.01		825.02	825.03	
RW-08					835.48			
	6/3/2019	-	12.79	-		822.69	-	
	5/13/2019	-	12.07	-		823.41	-	
RW-09					835.12			
	6/3/2019	-	9.83	-		825.29	-	
	5/13/2019	-	8.84	-		826.28	-	
RW-10					848.53			
	6/3/2019	-	7.27	-		841.26	-	
	5/13/2019	-	6.86	-		841.67	-	
	4/8/2019	-	5.27	-		843.26	-	

Table 2. Groundwater Elevation and Product Thickness Data

Plantation Pipe Line Company

Lewis Drive Remediation Site, Belton, South Carolina

Site ID #18693 "Kinder Morgan Belton Pipeline Release"

Location ID	Date	Depth to Product (ft BTOC)	Depth to Water (ft BTOC)	Product Thickness (ft)	Top of Casing Elevation ^{a,b} (ft amsl)	Groundwater Elevation (ft amsl)	Corrected ^c Groundwater Elevation (ft amsl)	Notes
RW-11					852.97			
	6/3/2019	8.85	8.87	0.02		844.10	844.11	air sparging heard
	5/13/2019	-	9.84	-		843.13	-	
RW-12					854.49			
	6/3/2019	-	10.00	-		844.49	-	air sparging heard
	5/13/2019	-	8.98	-		845.51	-	
RW-14					827.54			
	6/3/2019	-	8.65	-		818.89	-	
	5/13/2019	-	8.61	-		818.93	-	
RW-15					851.64			
	6/3/2019	-	9.21	-		842.43	-	
	5/13/2019	-	7.87	-		843.77	-	
	4/8/2019	-	6.45	-		845.19	-	strong odor
SW-01					812.82			
	6/3/2019	-	0.30	-		812.52	-	
	5/13/2019	-	0.60	-		812.22	-	
SW-02					808.65			Confirmed product sheen with bailer
	6/3/2019	-	1.84	-		806.81	-	
	5/13/2019	-	1.80	-		806.85	-	inconsistent solid tone at surface
SW-03					815.09			
	6/3/2019	-	-	-		815.09	-	
	5/13/2019	-	0.70	-		814.39	-	product odor and residue
SW-05					838.75			
	6/3/2019	-	-	-		838.75	-	
	5/13/2019	-	0.35	-		838.40	-	
SW-08					802.04			
	6/3/2019	-	0.60	-		801.44	-	
	5/13/2019	-	0.70	-		801.34	-	
SW-10					778.09			
	6/3/2019	-	0.40	-		777.69	-	
	5/13/2019	-	0.50	-		777.59	-	
TW-59					834.78			
	5/13/2019	-	-	-		834.78	-	
	4/8/2019	-	9.77	-		825.01	-	

Table 2. Groundwater Elevation and Product Thickness Data

Plantation Pipe Line Company

Lewis Drive Remediation Site, Belton, South Carolina

Site ID #18693 "Kinder Morgan Belton Pipeline Release"

Location ID	Date	Depth to Product (ft BTOC)	Depth to Water (ft BTOC)	Product Thickness (ft)	Top of Casing Elevation ^{a,b} (ft amsl)	Groundwater Elevation (ft amsl)	Corrected ^c Groundwater Elevation (ft amsl)	Notes
TW-60					828.03			
	5/13/2019	-	5.98	-		822.05	-	
	4/8/2019	-	-	-		828.03	-	
TW-66					820.31			
	5/13/2019	-	-	-		820.31	-	
	4/8/2019	-	-	-		820.31	-	
TW-67					852.71			
	5/13/2019	-	7.22	-		845.49	-	
	4/8/2019	-	6.56	-		846.15	-	
TW-73					850.53			
	5/13/2019	-	4.04	-		846.49	-	
	4/8/2019	-	4.39	-		846.14	-	

Notes:

^a Elevation of zero mark (ft amsl) for surface water staff gauges.

^b "RS-" and "RT-" features were trimmed to less than 12 inches above ground surface on March 14, 2017. Only the resurveyed top of casing elevation after trimming is displayed. Groundwater elevation calculations are based on the true top of casing elevation at the time of gauging.

^c Calculated based on an oil: water density ratio of 0.73.

Bold indicates the gauged product thickness was greater than 0.5 foot.

- = not applicable

amsl = above mean sea level

BTOC = below top of casing

DRY = well contained no measurable water or product

"B" designation in the location ID indicates bedrock well.

* = well is not bracketing the water table

amsl = above mean sea level

MW = monitoring well

BTOC = below top of casing

NM = not measured

RW = recovery well

ft = feet

RS = recovery sump

SW = surface water

ID = identification

RT = recovery trench

TW = temporary piezometer well

The following features are no longer reliable for calculating groundwater elevation:

- RS-03 was abandoned on October 19, 2015.
- RS-19 was damaged on or about January 20, 2017.
- RT-2H was covered over on or about January 17, 2017, due to construction efforts in the vicinity.
- TW-46 was damaged on or about December 8, 2016.
- RW-13 is no longer accessible due to health and safety issues.

Table 3. Product Skimmer Recovery Results
 Plantation Pipe Line Company
 Lewis Drive Remediation Site, Belton, South Carolina
 Site ID #18693 "Kinder Morgan Belton Pipeline Release"

Well Identifier	Week 1 Volume Recovered (gal)	Week 2 Volume Recovered (gal)	Week 3 Volume Recovered (gal)	Week 4 Volume Recovered (gal)	Month 1 Volume Recovered (gal)	Month 2 Volume Recovered (gal)	Month 3 Volume Recovered (gal)	Month 4 Volume Recovered (gal)	Month 5 Volume Recovered (gal)	Month 6 Volume Recovered (gal)	Month 7 Volume Recovered (gal)	Month 8 Volume Recovered (gal)	Month 9 Volume Recovered (gal)	Month 10 Volume Recovered (gal)	Month 11 Volume Recovered (gal)	Month 12 Volume Recovered (gal)	Month 13 Volume Recovered (gal)	Month 14 Volume Recovered (gal)	Month 15 Volume Recovered (gal)	Total Recovered to Date (gal)
Date	2/20/2018	2/26/2018	3/9/2018	3/15/2018	4/6/2018	5/3/2018	6/7/2018	7/13/2018	8/1/2018	9/11/2018	10/5/2018	11/1/2018	12/4/2018	1/22/2019	2/19/2019	3/7/2019	4/8/2019	5/16/2019	6/3/2019	
Product Skimmers																				
MW-08	-	-	-	-	0.001	-	-	-	-	-	-	-	-	-	-	-	-	-	-	0.001
MW-15	-	-	0.023	0.004	-	-	-	-	-	-	-	-	-	-	-	-	-	-	-	0.027
MW-20	0.004	0.017	0.016	-	0.002	-	0.008	-	-	-	-	-	-	-	-	-	-	-	-	0.046
RS-01	NA	NA	0.031	0.008	-	-	-	0.031	0.016	0.008	-	0.002	-	-	0.000	-	-	-	-	0.095
RS-02	-	-	0.001	-	-	-	0.008	0.016	0.016	-	-	0.002	-	-	0.000	-	0.002	0.006	-	0.049
RS-05	0.844	0.813	1.094	1.125	0.031	0.002	0.008	0.004	0.023	0.016	0.004	0.002	0.002	-	0.000	0.000	0.002	0.002	0.002	3.972
RS-10	0.002	-	-	-	0.008	-	-	-	0.004	0.002	0.000	-	-	-	-	0.000	-	-	-	0.016
RS-14	0.016	-	-	-	-	-	0.008	0.002	0.004	-	-	-	-	-	0.000	0.000	-	0.001	-	0.030
RS-17	-	-	0.001	-	-	-	0.008	0.002	-	-	-	-	-	-	-	0.000	-	-	-	0.010
RW-02	-	0.090	0.047	-	0.033	-	0.008	0.001	0.016	0.023	-	-	0.002	-	0.002	-	-	-	0.002	0.222
RW-03	-	-	0.008	0.008	0.002	-	0.008	0.001	0.004	0.006	0.000	-	-	0.055	-	0.141	0.102	0.002	0.070	0.405
RW-04	-	0.008	0.016	-	0.001	-	0.016	0.023	0.008	-	0.000	-	-	-	-	0.000	-	-	0.004	0.075
RW-05	-	0.016	0.016	0.656	-	0.001	0.018	-	0.047	0.031	0.508	0.000	0.156	-	0.000	-	-	-	0.039	1.488
RW-07	0.002	-	0.008	-	-	-	-	-	0.004	0.001	-	-	-	-	-	-	-	-	-	0.014
RW-08	-	-	-	-	-	-	-	-	-	-	-	-	-	-	-	-	-	-	-	-
RW-15	0.078	-	-	0.117	0.031	0.002	-	0.008	-	0.002	0.000	-	-	-	-	0.000	-	-	-	0.238
RW-10	-	-	-	-	-	-	-	0.234	0.004	-	-	-	0.002	-	-	0.000	-	-	-	0.240
Petroleum-Absorbent Socks																				
MW-11	0.200	0.224	-	0.256	0.200	0.008	0.221	-	-	-	-	-	-	-	-	-	-	-	-	1.109
RS-08	-	-	-	-	0.243	0.040	0.016	0.224	-	-	0.211	0.125	0.144	0.265	0.226	0.025	0.012	0.220	-	1.751
RT-2K	-	-	-	-	0.006	0.006	0.209	0.152	0.187	-	0.051	0.021	0.004	-	0.143	0.095	-	0.093	-	0.967
RT-1A	-	-	-	-	0.228	0.036	0.254	0.205	0.233	0.131	0.039	-	0.120	0.224	0.208	0.049	0.114	0.235	-	2.075
RT-1B	-	-	-	-	0.251	0.038	0.244	0.235	0.212	-	-	0.009	0.021	0.247	0.210	0.063	-	0.240	-	1.769
RT-1C	-	-	-	-	0.255	0.039	0.231	0.201	0.069	0.041	-	0.102	-	0.224	0.195	0.055	0.121	0.120	0.035	1.689
Total:	1.145	1.167	1.259	2.174	1.291	0.171	1.263	1.337	0.845	0.259	0.815	0.262	0.450	1.014	0.985	0.429	0.353	0.918	0.152	16.289

Notes:
 - = no product recovered
 gal = gallons
 ID = identification
 MW = monitoring well
 NA = not applicable
 RS = recovery sump
 RT = recovery trench
 RW = recovery well

Table 4A. Analytical Results for Surface Water, Second Quarter 2019

Plantation Pipe Line Company

Lewis Drive Remediation Site, Belton, South Carolina

Site ID #18693 "Kinder Morgan Belton Pipeline Release"

Location	Sample ID	Date Collected	Units	Analyte													
				Benzene		Ethylbenzene		Toluene		m&p-Xylene		o-Xylene		Naphthalene		MTBE	
Screening Value (µg/L):				2.2	^a	530	^a	1,000	^a	NA	^b	NA	^b	NA	^b	NA	^b
SW-01	SW01-051519	5/15/2019	µg/L	2.39		1	U	1	U	2	U	1	U	5	U	1.56	
	SW01-060619	6/6/2019	µg/L	1	U	1	U	1	U	2	U	1	U	5	U	1.93	
SW-02	SW02-040919	4/9/2019	µg/L	2.8		1	U	1	U	2	U	1	U	5	U	1	U
	SW02-051519	5/15/2019	µg/L	3.47		1	U	1	U	2	U	1	U	5	U	2.36	
	SW02-060419	6/4/2019	µg/L	1	U	1	U	1	U	2	U	1	U	5	U	2.02	
SW-03	SW03-051519	5/15/2019	µg/L	1	U	1	U	1	U	2	U	1	U	5	U	1	U
	--	6/4/2019	--	NS-IW		NS-IW		NS-IW		NS-IW		NS-IW		NS-IW		NS-IW	
SW-04	SW04-051519	5/15/2019	µg/L	1	U	1	U	1	U	2	U	1	U	5	U	1.27	
	SW04-060419	6/4/2019	µg/L	1	U	1	U	1	U	2	U	1	U	5	U	1.36	
SW-05	SW05-051519	5/15/2019	µg/L	1	U	1	U	1	U	2	U	1	U	5	U	1	U
	--	6/4/2019	--	NS-IW		NS-IW		NS-IW		NS-IW		NS-IW		NS-IW		NS-IW	
SW-07	SW07-051519	5/15/2019	µg/L	1	U	1	U	1	U	2	U	1	U	5	U	1	U
	SW07-060619	6/6/2019	µg/L	1	U	1	U	1	U	2	U	1	U	5	U	1	U
SW-08	SW08-051519	5/15/2019	µg/L	1	U	1	U	1	U	2	U	1	U	5	U	1	U
	SW08-060419	6/4/2019	µg/L	1	U	1	U	1	U	2	U	1	U	5	U	1	U
SW-09	SW09-051519	5/15/2019	µg/L	1	U	1	U	1	U	2	U	1	U	5	U	1	U
	SW09-060419	6/4/2019	µg/L	1	U	1	U	1	U	2	U	1	U	5	U	1	U
SW-10	SW10-051519	5/15/2019	µg/L	1	U	1	U	1	U	2	U	1	U	5	U	1	U
	SW10-060419	6/4/2019	µg/L	1	U	1	U	1	U	2	U	1	U	5	U	1	U
SW-11	SW11-051519	5/15/2019	µg/L	1	U	1	U	1	U	2	U	1	U	5	U	1	U
	SW11-060419	6/4/2019	µg/L	1	U	1	U	1	U	2	U	1	U	5	U	1	U
SW-12	SW12-051519	5/15/2019	µg/L	1	U	1	U	1	U	2	U	1	U	5	U	1	U
	SW12-060419	6/4/2019	µg/L	1.19		1	U	1	U	2	U	1	U	5	U	1	U

Table 4A. Analytical Results for Surface Water, Second Quarter 2019

Plantation Pipe Line Company

Lewis Drive Remediation Site, Belton, South Carolina

Site ID #18693 "Kinder Morgan Belton Pipeline Release"

Location	Sample ID	Date Collected	Units	Analyte													
				Benzene		Ethylbenzene		Toluene		m&p-Xylene		o-Xylene		Naphthalene		MTBE	
Screening Value (µg/L):				2.2	^a	530	^a	1,000	^a	NA	^b	NA	^b	NA	^b	NA	^b
SW-13	SW13-051519	5/15/2019	µg/L	1	U	1	U	1	U	2	U	1	U	5	U	1.30	
	SW13-060419	6/4/2019	µg/L	1	U	1	U	1	U	2	U	1	U	5	U	1.11	
SW-14	SW14-051519	5/15/2019	µg/L	1	U	1	U	1	U	2	U	1	U	5	U	1.50	
	SW14-060419	6/4/2019	µg/L	1	U	1	U	1	U	2	U	1	U	5	U	1	U

Notes:

^a South Carolina Department of Health and Environmental Control (DHEC) R.61-68, Water Classifications and Standards, Human Health for consumption of water and organism, June 27, 2014.

^b Screening levels for these analytes are not specified in DHEC R. 61-68.

Samples analyzed by EPA Method SW 8260B.

Bold indicates the analyte was detected above the method detection limit.

Gray shading indicates the analyte exceeded its screening value.

µg/L = microgram(s) per liter

FP = fishing pond

ID = identification

J = estimated

MTBE = methyl tertiary butyl ether

NA = not applicable

NS-DW = sample not collected due to location being in a different watershed

NS-HS = sample not collected due to health and safety concerns

NS-IW = sample not collected due to insufficient volume of water in well

SW = surface water

U = analyte was not detected above the reported sample quantitation limit

Table 4B. Analytical Results for Surface Water, Historical
Plantation Pipe Line Company
Lewis Drive Remediation Site, Belton, South Carolina
Site ID #18693 "Kinder Morgan Belton Pipeline Release"

Location	Sample ID	Date Collected	Units	Analyte													
				Benzene		Ethylbenzene		Toluene		m&p-Xylene		o-Xylene		Naphthalene		MTBE	
Screening Value (µg/L):				2.2	^a	530	^a	1,000	^a	NA	^b	NA	^b	NA	^b	NA	^b
SW-RELEASE	SW-RELEASE	1/20/2015	µg/L	330		490		2,400		2,100		940		140		5.7	J
SW-01	SW01-121114	12/11/2014	µg/L	0.5	U	1	U	1	U	2	U	1	U	1	U	1	U
	SW01-022515	2/25/2015	µg/L	5	U ^c	5	U	5	U	10	U	5	U	5	U	NA	
	SW01-030215	3/2/2015	µg/L	5	U ^c	5	U	5	U	10	U	5	U	5	U	NA	
	SW01-031115	3/11/2015	µg/L	5	U ^c	5	U	5	U	10	U	5	U	5	U	NA	
	SW01-031815	3/18/2015	µg/L	5	U ^c	5	U	5	U	10	U	5	U	5	U	NA	
	SW01-033115	3/31/2015	µg/L	5	U ^c	5	U	17.6		10	U	5	U	5	U	NA	
	SW01-042215	4/22/2015	µg/L	5	U ^c	5	U	14.9		10	U	5	U	5	U	NA	
	SW01-050715	5/7/2015	µg/L	5	U ^c	5	U	7.0		10	U	5	U	5	U	NA	
	SW01-051915	5/19/2015	µg/L	5	U ^c	5	U	8.8		10.6		6.4		5	U	NA	
	SW01-060315	6/3/2015	µg/L	5	U ^c	5	U	5	U	10	U	5	U	5	U	NA	
	SW01-061815	6/18/2015	µg/L	5	U ^c	5	U	5	U	10	U	5	U	5	U	NA	
	SW01-071515	7/15/2015	µg/L	5	U ^c	5	U	5	U	10	U	5	U	5	U	NA	
	SW01-081315	8/13/2015	µg/L	5	U ^c	5	U	5	U	10	U	5	U	5	U	NA	
	SW01-092415	9/24/2015	µg/L	5	U ^c	5	U	5	U	10	U	5	U	5	U	NA	
	SW01-102215	10/22/2015	µg/L	1	U	1	U	1	U	2	U	1	U	1	U	NA	
	SW01-112415	11/24/2015	µg/L	7.8		1.5		13.0		9.3		4.6		1	U	NA	
	SW01-122215	12/22/2015	µg/L	4.6		1	U	8.8		5.5		3.1		1	U	NA	
	SW01-012516	1/25/2016	µg/L	17.6		2.3		36.0		11.3		6.3		1	U	NA	
	SW01-021816	2/18/2016	µg/L	23.4		3.0		55.6		15.0		9.1		1	U	NA	
	SW01-031616	3/16/2016	µg/L	20.1		2.4		42.3		13.3		7.6		1	U	NA	
	SW01-042716	4/27/2016	µg/L	20.8		1	U	30.6		2.9		2.0		1	U	NA	
	SW01-050916	5/9/2016	µg/L	16.5		1.4		16.3		7.0		4.8		1	U	NA	
	SW01-062716	6/27/2016	µg/L	9		1	U	3.3		2	U	1	U	1	U	NA	
	SW01-072816	7/28/2016	µg/L	1	U	1	U	1	U	2	U	1	U	1	U	NA	
SW01-081916	8/19/2016	µg/L	1	U	1	U	1	U	2	U	1	U	1	U	NA		
SW01-092916	9/29/2016	µg/L	1	U	1	U	1	U	2	U	1	U	1	U	NA		
SW01-103116	10/31/2016	µg/L	1	U	1	U	1	U	2	U	1	U	1	U	NA		
SW01-112816	11/28/2016	µg/L	5.0		1	U	10.4		4.9		8.3		1	U	NA		
SW01-122916	12/29/2016	µg/L	12.6		1	U	22.1		11.2		13.5		1	U	NA		
SW01-012017	1/20/2017	µg/L	1.0		1	U	2.3		2	U	3.5		1	U	NA		
SW01-022817	2/28/2017	µg/L	18.5		1.93		37.0		13.8		10.2		5	U	NA		
SW01-031517	3/15/2017	µg/L	3.02		1	U	5.13		2.16		1.74		5	U	NA		
SW01-032117	3/21/2017	µg/L	1	U	1	U	1.57		2	U	1	U	5	U	NA		
SW01-033017	3/30/2017	µg/L	1	U	1	U	1	U	2	U	1	U	5	U	NA		
SW01-040517	4/5/2017	µg/L	1	U	1	U	2.25		2	U	1	U	5	U	NA		

Table 4B. Analytical Results for Surface Water, Historical
Plantation Pipe Line Company
Lewis Drive Remediation Site, Belton, South Carolina
Site ID #18693 "Kinder Morgan Belton Pipeline Release"

Location	Sample ID	Date Collected	Units	Analyte													
				Benzene		Ethylbenzene		Toluene		m&p-Xylene		o-Xylene		Naphthalene		MTBE	
Screening Value (µg/L):				2.2	^a	530	^a	1,000	^a	NA	^b	NA	^b	NA	^b	NA	^b
SW-01	SW01-050417	5/4/2017	µg/L	1	U	1	U	1	U	2	U	1	U	5	U	NA	
	SW01-061317	6/13/2017	µg/L	1	U	1	U	1.90		2	U	1	U	5	U	NA	
	SW01-071817	7/18/2017	µg/L	1	U	1	U	1	U	2	U	1	U	5	U	NA	
	SW01-080217	8/2/2017	µg/L	1	U	1	U	1	U	2	U	1	U	5	U	NA	
	SW01-090517	9/5/2017	µg/L	1	U	1	U	1	U	2	U	1	U	5	U	NA	
	SW01-120517	12/5/2017	µg/L	1.5		1	U	1.15		2	U	2.14		5	U	NA	
	SW01-121417	12/14/2017	µg/L	4.52		1	U	4.52		3.48		3.2		5	U	NA	
	SW01-010918	1/9/2018	µg/L	1	U	1	U	1	U	2	U	1.15		5	U	NA	
	SW01-020618	2/6/2018	µg/L	1	U	1	U	1	U	2	U	1	U	5	U	1	U
	SW01-030918	3/9/2018	µg/L	1.15		1	U	1	U	2	U	1	U	5	U	1	U
	SW01-040618	4/6/2018	µg/L	1	U	1	U	1	U	2	U	1	U	5	U	1.1	
	SW01-050318	5/3/2018	µg/L	1	U	1	U	1	U	2	U	1	U	5	U	1	U
	SW01-060718	6/7/2018	µg/L	1	U	1	U	1	U	2	U	1	U	5	U	1.43	
	SW01-071218	7/12/2018	µg/L	1	U	1	U	1	U	2	U	1	U	5	U	1.09	
	SW01-091418	9/14/2018	µg/L	1	U	1	U	1	U	2	U	1	U	5	U	1.51	
	SW01-120418	12/4/2018	µg/L	1	U	1	U	1	U	2	U	1	U	5	U	1	U
	SW01-021919	2/19/2019	µg/L	1	U	1	U	1	U	2	U	1	U	5	U	1	U
--	3/7/2019	--	NS-IW		NS-IW		NS-IW		NS-IW		NS-IW		NS-IW		NS-IW		
SW01-051519	5/15/2019	µg/L	2.39		1	U	1	U	2	U	1	U	5	U	1.56		
SW01-060619	6/6/2019	µg/L	1	U	1	U	1	U	2	U	1	U	5	U	1.93		
SW-02	SW02-121114	12/11/2014	µg/L	0.5	U	1	U	1	U	2	U	1	U	1	U	1	U
	SW02-022515	2/25/2015	µg/L	5	U ^c	5	U	5	U	10	U	5	U	5	U	NA	
	SW02-030215	3/2/2015	µg/L	5	U ^c	5	U	5	U	10	U	5	U	5	U	NA	
	SW02-031115	3/11/2015	µg/L	5	U ^c	5	U	5	U	10	U	5	U	5	U	NA	
	SW02-031815	3/18/2015	µg/L	5	U ^c	5	U	5	U	10	U	5	U	5	U	NA	
	SW02-033115	3/31/2015	µg/L	5	U ^c	5	U	6.0		10	U	5	U	5	U	NA	
	SW02-042215	4/22/2015	µg/L	5	U ^c	5	U	13.0		10	U	5	U	5	U	NA	
	SW02-050715	5/7/2015	µg/L	5	U ^c	5	U	5	U	10	U	5	U	5	U	NA	
	SW02-051915	5/19/2015	µg/L	5	U ^c	5	U	5	U	10	U	5	U	5	U	NA	
	SW02-060315	6/3/2015	µg/L	5	U ^c	5	U	5	U	10	U	5	U	5	U	NA	
	SW02-061815	6/18/2015	µg/L	5	U ^c	5	U	5	U	10	U	5	U	5	U	NA	
	SW02-071515	7/15/2015	µg/L	5	U ^c	5	U	5	U	10	U	5	U	5	U	NA	
	SW02-081315	8/13/2015	µg/L	5	U ^c	5	U	5	U	10	U	5	U	5	U	NA	
	SW02-092415	9/24/2015	µg/L	5	U ^c	5	U	5	U	10	U	5	U	5	U	NA	
SW02-102215	10/22/2015	µg/L	1	U	1	U	1	U	2	U	1	U	1	U	NA		
SW02-112415	11/24/2015	µg/L	6		1.3		10.0		7.8		4.0		1	U	NA		

Table 4B. Analytical Results for Surface Water, Historical
Plantation Pipe Line Company
Lewis Drive Remediation Site, Belton, South Carolina
Site ID #18693 "Kinder Morgan Belton Pipeline Release"

Location	Sample ID	Date Collected	Units	Analyte												
				Benzene	Ethylbenzene	Toluene	m&p-Xylene	o-Xylene	Naphthalene	MTBE						
Screening Value (µg/L):				2.2	^a	530	^a	1,000	^a	NA	^b	NA	^b	NA	^b	
SW-02	SW02-122215	12/22/2015	µg/L	4.1		1	U	7.6		5.1		3.1		1	U	NA
	SW02-012516	1/25/2016	µg/L	12		1.5		25.0		8.4		4.6		1	U	NA
	SW02-021816	2/18/2016	µg/L	15.5		1.8		35.3		10.1		5.9		1	U	NA
	SW02-031616	3/16/2016	µg/L	8		1.0		17.5		5.8		3.9		1	U	NA
	SW02-042716	4/27/2016	µg/L	5.6		1	U	7.1		2	U	1	U	1	U	NA
	SW02-050916	5/9/2016	µg/L	7.1		1	U	4.5		2.2		1.6		1	U	NA
	SW02-062716	6/27/2016	µg/L	1	U	1	U	1	U	2	U	1	U	1	U	NA
	SW02-072816	7/28/2016	µg/L	1	U	1	U	1	U	2	U	1	U	1	U	NA
	SW02-081916	8/19/2016	µg/L	1	U	1	U	1	U	2	U	1	U	1	U	NA
	SW02-092916	9/29/2016	µg/L	1	U	1	U	1	U	2	U	1	U	1	U	NA
	SW02-103116	10/31/2016	µg/L	1	U	1	U	1	U	2	U	1	U	1	U	NA
	SW02-112816	11/28/2016	µg/L	5.4		1	U	1.6		2.6		4.8		1	U	NA
	SW02-122916	12/29/2016	µg/L	1	U	1	U	1	U	2	U	1.4		1	U	NA
	SW02-012017	1/20/2017	µg/L	1	U	1	U	1	U	2	U	1	U	1	U	NA
	SW02-022817	2/28/2017	µg/L	10.7		1	U	11.0		4.14		4.23		5	U	NA
	SW02-031517	3/15/2017	µg/L	11.4		1	U	8.6		4.45		3.6		5	U	NA
	SW02-032117	3/21/2017	µg/L	8.42		1	U	2.45		2.48		2.68		5	U	NA
	SW02-033017	3/30/2017	µg/L	2.18		1	U	1	U	2	U	1	U	5	U	NA
	SW02-040517	4/5/2017	µg/L	2.87		1	U	1.12		2	U	1.14		5	U	NA
	SW02-050417	5/4/2017	µg/L	1	U	1	U	1	U	2	U	1	U	5	U	NA
	SW02-061317	6/13/2017	µg/L	1	U	1	U	1	U	2	U	1	U	5	U	NA
	SW02-071817	7/18/2017	µg/L	1	U	1	U	1	U	2	U	1	U	5	U	NA
	SW02-080217	8/2/2017	µg/L	1	U	1	U	1	U	2	U	1	U	5	U	NA
	SW02-090517	9/5/2017	µg/L	1	U	1	U	1	U	2	U	1	U	5	U	NA
	SW02-120517	12/5/2017	µg/L	26.6		1.8		8.39		10.2		7.17		5	U	NA
	SW02-121417	12/14/2017	µg/L	21.1		1.53		9.4		9.74		7.32		5	U	NA
SW02-010918	1/9/2018	µg/L	25.0		1.56		12.4		11		8.24		5	U	NA	
SW02-020618	2/6/2018	µg/L	6.69		1	U	2.65		2.75		1.87		5	U	1	U
SW02-030918	3/9/2018	µg/L	3.19		1	U	1.39		2	U	1.11		5	U	1	U
SW02-040618	4/6/2018	µg/L	2.23		1	U	1	U	2	U	1	U	5	U	2.13	
SW02-050318	5/3/2018	µg/L	1	U	1	U	1	U	2	U	1	U	5	U	2.25	
SW02-060718	6/7/2018	µg/L	1	U	1	U	1	U	2	U	1	U	5	U	1.92	
SW02-071218	7/12/2018	µg/L	1	U	1	U	1	U	2	U	1	U	5	U	1.15	
SW02-091418	9/14/2018	µg/L	1	U	1	U	1	U	2	U	1	U	5	U	2.94	
SW02-120418	12/4/2018	µg/L	11.9		1	U	1.32		4.40		3.75		5	U	2.23	
SW02-021919	2/19/2019	µg/L	19.7		1	U	2.67		4.60		4.44		5	U	2.12	

Table 4B. Analytical Results for Surface Water, Historical
Plantation Pipe Line Company
Lewis Drive Remediation Site, Belton, South Carolina
Site ID #18693 "Kinder Morgan Belton Pipeline Release"

Location	Sample ID	Date Collected	Units	Analyte														
				Benzene		Ethylbenzene		Toluene		m&p-Xylene		o-Xylene		Naphthalene		MTBE		
Screening Value (µg/L):				2.2	^a	530	^a	1,000	^a	NA	^b	NA	^b	NA	^b	NA	^b	
SW-02	SW02-030719	3/7/2019	µg/L	22.3		1	U	3.58		4.71		4.32		5	U	2.46		
	SW02-040919	4/9/2019	µg/L	2.8		1	U	1	U	2	U	1	U	5	U	1	U	
	SW02-051519	5/15/2019	µg/L	3.47		1	U	1	U	2	U	1	U	5	U	2.36		
	SW02-060419	6/4/2019	µg/L	1	U	1	U	1	U	2	U	1	U	5	U	2.02		
SW-03	SW-UPGRADIENT	1/20/2015	µg/L	0.5	U	1	U	0.23 J		2	U	1	U	1	U	1	U	
	SW03-022515	2/25/2015	µg/L	5	U ^c	5	U	5	U	10	U	5	U	5	U	NA		
	SW03-030215	3/2/2015	µg/L	5	U ^c	5	U	5	U	10	U	5	U	5	U	NA		
	SW03-031115	3/11/2015	µg/L	5	U ^c	5	U	5	U	10	U	5	U	5	U	NA		
	SW03-031815	3/18/2015	µg/L	5	U ^c	5	U	5	U	10	U	5	U	5	U	NA		
	SW03-033115	3/31/2015	µg/L	5	U ^c	5	U	5	U	10	U	5	U	5	U	NA		
	SW03-042215	4/22/2015	µg/L	5	U ^c	5	U	5	U	10	U	5	U	5	U	NA		
	SW03-050715	5/7/2015	µg/L	5	U ^c	5	U	5	U	10	U	5	U	5	U	NA		
	SW03-051915	5/19/2015	µg/L	5	U ^c	5	U	5	U	10	U	5	U	5	U	NA		
	SW03-060315	6/3/2015	µg/L	5	U ^c	5	U	5	U	10	U	5	U	5	U	NA		
	SW03-061815	6/18/2015	µg/L	5	U ^c	5	U	5	U	10	U	5	U	5	U	NA		
	SW03-071515	7/15/2015	µg/L	5	U ^c	5	U	5	U	10	U	5	U	5	U	NA		
	SW03-081315	8/13/2015	µg/L	5	U ^c	5	U	5	U	10	U	5	U	5	U	NA		
	--	9/24/2015	--		NS-IW		NS-IW		NS-IW		NS-IW		NS-IW		NS-IW		NS-IW	
	SW03-102215	10/22/2015	µg/L	1	U	1	U	1	U	2	U	1	U	1	U	NA		
	SW03-112415	11/24/2015	µg/L	1	U	1	U	1	U	2	U	1	U	1	U	NA		
	SW03-122215	12/22/2015	µg/L	1	U	1	U	1	U	2	U	1	U	1	U	NA		
	SW03-012516	1/25/2016	µg/L	1	U	1	U	1	U	2	U	1	U	1	U	NA		
	SW03-021816	2/18/2016	µg/L	1	U	1	U	1	U	2	U	1	U	1	U	NA		
	SW03-031616	3/16/2016	µg/L	1	U	1	U	1	U	2	U	1	U	1	U	NA		
	SW03-042716	4/27/2016	µg/L	1	U	1	U	1	U	2	U	1	U	1	U	NA		
	SW03-050916	5/9/2016	µg/L	1	U	1	U	1	U	2	U	1	U	1	U	NA		
	SW03-062716	6/27/2016	µg/L	1	U	1	U	1	U	2	U	1	U	1	U	NA		
	SW03-072816	7/28/2016	µg/L	1	U	1	U	1	U	2	U	1	U	1	U	NA		
	--	8/19/2016	--		NS-IW		NS-IW		NS-IW		NS-IW		NS-IW		NS-IW		NS-IW	
	SW03-092916	9/29/2016	µg/L	1	U	1	U	1	U	2	U	1	U	1	U	NA		
	SW03-103116	10/31/2016	µg/L	1	U	1	U	1	U	2	U	1	U	1	U	NA		
	SW03-112816	11/28/2016	µg/L	1	U	1	U	1	U	2	U	1	U	1	U	NA		
	SW03-122916	12/29/2016	µg/L	1	U	1	U	1	U	2	U	1	U	1	U	NA		
	SW03-012017	1/20/2017	µg/L	1	U	1	U	1	U	2	U	1	U	1	U	NA		
	SW03-022817	2/28/2017	µg/L	1	U	1	U	1	U	2	U	1	U	5	U	NA		
	SW03-031517	3/15/2017	µg/L	1	U	1	U	1	U	2	U	1	U	5	U	NA		

Table 4B. Analytical Results for Surface Water, Historical
 Plantation Pipe Line Company
 Lewis Drive Remediation Site, Belton, South Carolina
 Site ID #18693 "Kinder Morgan Belton Pipeline Release"

Location	Sample ID	Date Collected	Units	Analyte													
				Benzene		Ethylbenzene		Toluene		m&p-Xylene		o-Xylene		Naphthalene		MTBE	
Screening Value (µg/L):				2.2	^a	530	^a	1,000	^a	NA	^b	NA	^b	NA	^b	NA	^b
SW-03	SW03-032117	3/21/2017	µg/L	1	U	1	U	1	U	2	U	1	U	5	U	NA	
	SW03-033017	3/30/2017	µg/L	1	U	1	U	1	U	2	U	1	U	5	U	NA	
	SW03-040517	4/5/2017	µg/L	1	U	1	U	1	U	2	U	1	U	5	U	NA	
	SW03-050417	5/4/2017	µg/L	1	U	1	U	1	U	2	U	1	U	5	U	NA	
	SW03-061317	6/13/2017	µg/L	1	U	1	U	1	U	2	U	1	U	5	U	NA	
	SW03-071817	7/18/2017	µg/L	1	U	1	U	1	U	2	U	1	U	5	U	NA	
	SW03-080217	8/2/2017	µg/L	1	U	1	U	1	U	2	U	1	U	5	U	NA	
	SW03-090517	9/5/2017	µg/L	1	U	1	U	1	U	2	U	1	U	5	U	NA	
	SW03-120517	12/5/2017	µg/L	1	U	1	U	1	U	2	U	1	U	5	U	NA	
	SW03-121417	12/14/2017	µg/L	1	U	1	U	1	U	2	U	1	U	5	U	NA	
	--	1/9/2018	--	NS-HS		NS-HS		NS-HS		NS-HS		NS-HS		NS-HS		NS-HS	
	SW03-020618	2/6/2018	µg/L	1	U	1	U	1	U	2	U	1	U	5	U	1	U
	SW03-030918	3/9/2018	µg/L	1	U	1	U	1	U	2	U	1	U	5	U	1	U
	SW03-040618	4/6/2018	µg/L	1	U	1	U	1	U	2	U	1	U	5	U	1	U
	SW03-050318	5/3/2018	µg/L	1	U	1	U	1	U	2	U	1	U	5	U	1	U
	SW03-060718	6/7/2018	µg/L	1	U	1	U	1	U	2	U	1	U	5	U	1	U
	SW03-071218	7/12/2018	µg/L	1	U	1	U	1	U	2	U	1	U	5	U	1	U
	SW03-091418	9/14/2018	µg/L	1	U	1	U	1	U	2	U	1	U	5	U	1	U
	SW03-120418	12/4/2018	µg/L	1	U	1	U	1	U	2	U	1	U	5	U	1	U
--	3/7/2019	--	NS-IW		NS-IW		NS-IW		NS-IW		NS-IW		NS-IW		NS-IW		
SW03-051519	5/15/2019	µg/L	1	U	1	U	1	U	2	U	1	U	5	U	1	U	
--	6/4/2019	--	NS-IW		NS-IW		NS-IW		NS-IW		NS-IW		NS-IW		NS-IW		
SW-04	W-DOWNGRADIEN	1/20/2015	µg/L	95		27		310		110		63		94		2.7	
	SW04-022515	2/25/2015	µg/L	5	U ^c	5	U	5	U	10	U	5	U	5	U	NA	
	SW04-030215	3/2/2015	µg/L	5	U ^c	5	U	5	U	10	U	5	U	5	U	NA	
	SW04-031115	3/11/2015	µg/L	5	U ^c	5	U	5	U	10	U	5	U	5	U	NA	
	SW04-031815	3/18/2015	µg/L	5	U ^c	5	U	5	U	10	U	5	U	5	U	NA	
	SW04-033115	3/31/2015	µg/L	5	U ^c	5	U	5	U	10	U	5	U	5	U	NA	
	SW04-042215	4/22/2015	µg/L	5	U ^c	5	U	5	U	10	U	5	U	5	U	NA	
	SW04-050715	5/7/2015	µg/L	5	U ^c	5	U	5	U	10	U	5	U	5	U	NA	
	SW04-051915	5/19/2015	µg/L	5	U ^c	5	U	5	U	10	U	5	U	5	U	NA	
	SW04-060315	6/3/2015	µg/L	5	U ^c	5	U	5	U	10	U	5	U	5	U	NA	
	SW04-061815	6/18/2015	µg/L	5	U ^c	5	U	5	U	10	U	5	U	5	U	NA	
	SW04-071515	7/15/2015	µg/L	5	U ^c	5	U	5	U	10	U	5	U	5	U	NA	
	SW04-081315	8/13/2015	µg/L	5	U ^c	5	U	5	U	10	U	5	U	5	U	NA	
SW04-092415	9/24/2015	µg/L	5	U ^c	5	U	5	U	10	U	5	U	5	U	NA		

Table 4B. Analytical Results for Surface Water, Historical
Plantation Pipe Line Company
Lewis Drive Remediation Site, Belton, South Carolina
Site ID #18693 "Kinder Morgan Belton Pipeline Release"

Location	Sample ID	Date Collected	Units	Analyte													
				Benzene		Ethylbenzene		Toluene		m&p-Xylene		o-Xylene		Naphthalene		MTBE	
Screening Value (µg/L):				2.2	a	530	a	1,000	a	NA	b	NA	b	NA	b	NA	b
SW-04	SW04-102215	10/22/2015	µg/L	1	U	1	U	1	U	2	U	1	U	1	U	NA	
	SW04-112415	11/24/2015	µg/L	1.7		1	U	2.7		2.9		1.6		1	U	NA	
	SW04-122215	12/22/2015	µg/L	3.3		1	U	7.3		5.2		2.7		1	U	NA	
	SW04-012516	1/25/2016	µg/L	6.9		1	U	14.0		4.9		2.8		1	U	NA	
	SW04-021816	2/18/2016	µg/L	10.9		1.1		25.4		7.0		4.3		1	U	NA	
	SW04-031616	3/16/2016	µg/L	1	U	1	U	2.0		2	U	1.8		1	U	NA	
	SW04-042716	4/27/2016	µg/L	1	U	1	U	1	U	2	U	1	U	1	U	NA	
	SW04-050916	5/9/2016	µg/L	1	U	1	U	1	U	2	U	1	U	1	U	NA	
	SW04-062716	6/27/2016	µg/L	1	U	1	U	1.1		2	U	1	U	1	U	NA	
	SW04-072816	7/28/2016	µg/L	1	U	1	U	23.5		2	U	1	U	1	U	NA	
	SW04-081916	8/19/2016	µg/L	1	U	1	U	1	U	2	U	1	U	1	U	NA	
	SW04-092916	9/29/2016	µg/L	1	U	1	U	1	U	2	U	1	U	1	U	NA	
	SW04-103116	10/31/2016	µg/L	1	U	1	U	1	U	2	U	1	U	1	U	NA	
	SW04-112816	11/28/2016	µg/L	1	U	1	U	1	U	2	U	1	U	1	U	NA	
	SW04-122916	12/29/2016	µg/L	1	U	1	U	1	U	2	U	1	U	1	U	NA	
	SW04-012017	1/20/2017	µg/L	1	U	1	U	1	U	2	U	1	U	1	U	NA	
	SW04-022817	2/28/2017	µg/L	1	U	1	U	1.13		2	U	1	U	5	U	NA	
	SW04-031517	3/15/2017	µg/L	1	U	1	U	2.90		2	U	1	U	5	U	NA	
	SW04-032117	3/21/2017	µg/L	1	U	1	U	3.28		2	U	1	U	5	U	NA	
	SW04-033017	3/30/2017	µg/L	1	U	1	U	6.15		2	U	1	U	5	U	NA	
	SW04-040517	4/5/2017	µg/L	1	U	1	U	9.47		2	U	1	U	5	U	NA	
	SW04-050417	5/4/2017	µg/L	1	U	1	U	13.8		2	U	1	U	5	U	NA	
	SW04-061317	6/13/2017	µg/L	1	U	1	U	1.37		2	U	1	U	5	U	NA	
	SW04-071817	7/18/2017	µg/L	1	U	1	U	1.92		2	U	1	U	5	U	NA	
	SW04-080217	8/2/2017	µg/L	1	U	1	U	1	U	2	U	1	U	5	U	NA	
	SW04-090517	9/5/2017	µg/L	1	U	1	U	1	U	2	U	1	U	5	U	NA	
	SW04-120517	12/5/2017	µg/L	1	U	1	U	5.53		2	U	1	U	5	U	NA	
	SW04-121417	12/14/2017	µg/L	1	U	1	U	1	U	2	U	1	U	5	U	NA	
	SW04-010918	1/9/2018	µg/L	1	U	1	U	4.09		2	U	1	U	5	U	NA	
	SW04-020618	2/6/2018	µg/L	3.04		1	U	1.73		2	U	1.12		5	U	1	U
	SW04-030918	3/9/2018	µg/L	1	U	1	U	1.37		2	U	1	U	5	U	1	U
	SW04-040618	4/6/2018	µg/L	1	U	1	U	1	U	2	U	1	U	5	U	1	U
	SW04-050318	5/3/2018	µg/L	1	U	1	U	1	U	2	U	1	U	5	U	1.2	
	SW04-060718	6/7/2018	µg/L	1	U	1	U	1	U	2	U	1	U	5	U	1.31	
	SW04-071218	7/12/2018	µg/L	1	U	1	U	1	U	2	U	1	U	5	U	1	U
	SW04-091418	9/14/2018	µg/L	1	U	1	U	1	U	2	U	1	U	5	U	1.13	

Table 4B. Analytical Results for Surface Water, Historical
Plantation Pipe Line Company
Lewis Drive Remediation Site, Belton, South Carolina
Site ID #18693 "Kinder Morgan Belton Pipeline Release"

Location	Sample ID	Date Collected	Units	Analyte														
				Benzene		Ethylbenzene		Toluene		m&p-Xylene		o-Xylene		Naphthalene		MTBE		
Screening Value (µg/L):				2.2	^a	530	^a	1,000	^a	NA	^b	NA	^b	NA	^b	NA	^b	
SW-04	SW04-120418	12/4/2018	µg/L	1	U	1	U	1	U	2	U	1	U	5	U	1	U	
	SW04-021919	2/19/2019	µg/L	1.47		1	U	1	U	2	U	1	U	5	U	1	U	
	SW04-030719	3/7/2019	µg/L	3.11		1	U	1	U	2	U	1	U	5	U	1	U	
	SW04-051519	5/15/2019	µg/L	1	U	1	U	1	U	2	U	1	U	5	U	1.27		
	SW04-060419	6/4/2019	µg/L	1	U	1	U	1	U	2	U	1	U	5	U	1.36		
SW-05	SW05-022515	2/25/2015	µg/L	5	U ^c	5	U	5	U	10	U	5	U	5	U	NA		
	SW05-030215	3/2/2015	µg/L	5	U ^c	5	U	5	U	10	U	5	U	5	U	NA		
	SW05-031115	3/11/2015	µg/L	5	U ^c	5	U	5	U	10	U	5	U	5	U	NA		
	SW05-031815	3/18/2015	µg/L	5	U ^c	5	U	5	U	10	U	5	U	5	U	NA		
	SW05-033115	3/31/2015	µg/L	5	U ^c	5	U	5	U	10	U	5	U	5	U	NA		
	SW05-042215	4/22/2015	µg/L	5	U ^c	5	U	5	U	10	U	5	U	5	U	NA		
	SW05-050715	5/7/2015	µg/L	5	U ^c	5	U	5	U	10	U	5	U	5	U	NA		
	--	5/19/2015	--	NS-IW		NS-IW		NS-IW		NS-IW		NS-IW		NS-IW		NS-IW		NS-IW
	--	6/3/2015	--	NS-IW		NS-IW		NS-IW		NS-IW		NS-IW		NS-IW		NS-IW		NS-IW
	--	6/18/2015	--	NS-IW		NS-IW		NS-IW		NS-IW		NS-IW		NS-IW		NS-IW		NS-IW
	--	7/15/2015	--	NS-IW		NS-IW		NS-IW		NS-IW		NS-IW		NS-IW		NS-IW		NS-IW
	--	8/13/2015	--	NS-IW		NS-IW		NS-IW		NS-IW		NS-IW		NS-IW		NS-IW		NS-IW
	--	9/24/2015	--	NS-IW		NS-IW		NS-IW		NS-IW		NS-IW		NS-IW		NS-IW		NS-IW
	--	10/22/2015	--	NS-IW		NS-IW		NS-IW		NS-IW		NS-IW		NS-IW		NS-IW		NS-IW
	SW05-112415	11/24/2015	µg/L	1	U	1	U	1	U	2	U	1	U	1	U	NA		
	SW05-122215	12/22/2015	µg/L	1	U	1	U	1	U	2	U	1	U	1	U	NA		
	SW05-012516	1/25/2016	µg/L	1	U	1	U	1	U	2	U	1	U	1	U	NA		
	SW05-021816	2/18/2016	µg/L	1	U	1	U	1	U	2	U	1	U	1	U	NA		
	SW05-031616	3/16/2016	µg/L	1	U	1	U	1	U	2	U	1	U	1	U	NA		
	--	4/27/2016	--	NS-IW		NS-IW		NS-IW		NS-IW		NS-IW		NS-IW		NS-IW		NS-IW
	--	5/9/2016	--	NS-IW		NS-IW		NS-IW		NS-IW		NS-IW		NS-IW		NS-IW		NS-IW
	--	6/27/2016	--	NS-IW		NS-IW		NS-IW		NS-IW		NS-IW		NS-IW		NS-IW		NS-IW
	--	7/28/2016	--	NS-IW		NS-IW		NS-IW		NS-IW		NS-IW		NS-IW		NS-IW		NS-IW
	--	8/19/2016	--	NS-IW		NS-IW		NS-IW		NS-IW		NS-IW		NS-IW		NS-IW		NS-IW
	--	9/29/2016	--	NS-IW		NS-IW		NS-IW		NS-IW		NS-IW		NS-IW		NS-IW		NS-IW
	--	10/31/2016	--	NS-IW		NS-IW		NS-IW		NS-IW		NS-IW		NS-IW		NS-IW		NS-IW
	--	11/28/2016	--	NS-IW		NS-IW		NS-IW		NS-IW		NS-IW		NS-IW		NS-IW		NS-IW
--	12/29/2016	--	NS-IW		NS-IW		NS-IW		NS-IW		NS-IW		NS-IW		NS-IW		NS-IW	
--	1/20/2017	--	NS-IW		NS-IW		NS-IW		NS-IW		NS-IW		NS-IW		NS-IW		NS-IW	
--	2/28/2017	--	NS-IW		NS-IW		NS-IW		NS-IW		NS-IW		NS-IW		NS-IW		NS-IW	
--	3/15/2017	--	NS-IW		NS-IW		NS-IW		NS-IW		NS-IW		NS-IW		NS-IW		NS-IW	

Table 4B. Analytical Results for Surface Water, Historical
 Plantation Pipe Line Company
 Lewis Drive Remediation Site, Belton, South Carolina
 Site ID #18693 "Kinder Morgan Belton Pipeline Release"

Location	Sample ID	Date Collected	Units	Analyte													
				Benzene		Ethylbenzene		Toluene		m&p-Xylene		o-Xylene		Naphthalene		MTBE	
Screening Value (µg/L):				2.2	a	530	a	1,000	a	NA	b	NA	b	NA	b	NA	b
SW-05	--	3/21/2017	--	NS-IW		NS-IW		NS-IW		NS-IW		NS-IW		NS-IW		NS-IW	
	--	3/30/2017	--	NS-IW		NS-IW		NS-IW		NS-IW		NS-IW		NS-IW		NS-IW	
	--	4/5/2017	--	NS-IW		NS-IW		NS-IW		NS-IW		NS-IW		NS-IW		NS-IW	
	--	5/4/2017	--	NS-IW		NS-IW		NS-IW		NS-IW		NS-IW		NS-IW		NS-IW	
	--	6/13/2017	--	NS-IW		NS-IW		NS-IW		NS-IW		NS-IW		NS-IW		NS-IW	
	--	7/18/2017	--	NS-IW		NS-IW		NS-IW		NS-IW		NS-IW		NS-IW		NS-IW	
	--	8/2/2017	--	NS-IW		NS-IW		NS-IW		NS-IW		NS-IW		NS-IW		NS-IW	
	--	9/5/2017	--	NS-IW		NS-IW		NS-IW		NS-IW		NS-IW		NS-IW		NS-IW	
	--	12/5/2017	--	NS-IW		NS-IW		NS-IW		NS-IW		NS-IW		NS-IW		NS-IW	
	--	12/14/2017	--	NS-IW		NS-IW		NS-IW		NS-IW		NS-IW		NS-IW		NS-IW	
	--	1/9/2018	--	NS-IW		NS-IW		NS-IW		NS-IW		NS-IW		NS-IW		NS-IW	
	SW05-020618	2/6/2018	µg/L	1	U	1	U	1	U	2	U	1	U	5	U	1	U
	SW05-030918	3/9/2018	µg/L	1	U	1	U	1	U	2	U	1	U	5	U	1	U
	--	4/6/2018	--	NS-IW		NS-IW		NS-IW		NS-IW		NS-IW		NS-IW		NS-IW	
	SW05-050318	5/3/2018	µg/L	1	U	1	U	1	U	2	U	1	U	5	U	1	U
	--	6/7/2018	--	NS-IW		NS-IW		NS-IW		NS-IW		NS-IW		NS-IW		NS-IW	
	--	7/12/2018	--	NS-IW		NS-IW		NS-IW		NS-IW		NS-IW		NS-IW		NS-IW	
	--	9/14/2018	--	NS-IW		NS-IW		NS-IW		NS-IW		NS-IW		NS-IW		NS-IW	
	SW05-120418	12/4/2018	µg/L	1	U	1	U	1	U	2	U	1	U	5	U	1	U
	SW05-021919	2/19/2019	µg/L	1	U	1	U	1	U	2	U	1	U	5	U	1	U
SW05-030719	3/7/2019	µg/L	1	U	1	U	1	U	2	U	1	U	5	U	1	U	
SW05-051519	5/15/2019	µg/L	1	U	1	U	1	U	2	U	1	U	5	U	1	U	
--	6/4/2019	--	NS-IW		NS-IW		NS-IW		NS-IW		NS-IW		NS-IW		NS-IW		
SW-06	SW06-022515	2/25/2015	µg/L	5	U ^c	5	U	5	U	10	U	5	U	5	U	NA	
	SW06-030215	3/2/2015	µg/L	5	U ^c	5	U	5	U	10	U	5	U	5	U	NA	
	SW06-031115	3/11/2015	µg/L	5	U ^c	5	U	5	U	10	U	5	U	5	U	NA	
	SW06-031815	3/18/2015	µg/L	5	U ^c	5	U	5	U	10	U	5	U	5	U	NA	
	--	3/31/2015	--	NS-IW		NS-IW		NS-IW		NS-IW		NS-IW		NS-IW		NS-IW	
	SW06-042215	4/22/2015	µg/L	5	U ^c	5	U	5	U	10	U	5	U	5	U	NA	
	--	5/7/2015	--	NS-IW		NS-IW		NS-IW		NS-IW		NS-IW		NS-IW		NS-IW	
	--	5/19/2015	--	NS-IW		NS-IW		NS-IW		NS-IW		NS-IW		NS-IW		NS-IW	
	--	6/3/2015	--	NS-IW		NS-IW		NS-IW		NS-IW		NS-IW		NS-IW		NS-IW	
	--	6/18/2015	--	NS-IW		NS-IW		NS-IW		NS-IW		NS-IW		NS-IW		NS-IW	
	--	7/15/2015	--	NS-IW		NS-IW		NS-IW		NS-IW		NS-IW		NS-IW		NS-IW	
	--	8/13/2015	--	NS-IW		NS-IW		NS-IW		NS-IW		NS-IW		NS-IW		NS-IW	
--	9/24/2015	--	NS-IW		NS-IW		NS-IW		NS-IW		NS-IW		NS-IW		NS-IW		

Table 4B. Analytical Results for Surface Water, Historical
 Plantation Pipe Line Company
 Lewis Drive Remediation Site, Belton, South Carolina
 Site ID #18693 "Kinder Morgan Belton Pipeline Release"

Location	Sample ID	Date Collected	Units	Analyte													
				Benzene		Ethylbenzene		Toluene		m&p-Xylene		o-Xylene		Naphthalene		MTBE	
Screening Value (µg/L):				2.2	^a	530	^a	1,000	^a	NA	^b	NA	^b	NA	^b	NA	^b
SW-06	--	10/22/2015	--	NS-IW		NS-IW		NS-IW		NS-IW		NS-IW		NS-IW		NS-IW	
	--	11/24/2015	--	NS-IW		NS-IW		NS-IW		NS-IW		NS-IW		NS-IW		NS-IW	
	SW06-122215	12/22/2015	µg/L	1	U	1	U	1	U	2	U	1	U	1	U	NA	
	SW06-012516	1/25/2016	µg/L	1	U	1	U	1	U	2	U	1	U	1	U	NA	
	SW06-021816	2/18/2016	µg/L	1	U	1	U	1	U	2	U	1	U	1	U	NA	
	--	3/16/2016	--	NS-IW		NS-IW		NS-IW		NS-IW		NS-IW		NS-IW		NS-IW	
	--	4/27/2016	--	NS-IW		NS-IW		NS-IW		NS-IW		NS-IW		NS-IW		NS-IW	
	--	5/9/2016	--	NS-IW		NS-IW		NS-IW		NS-IW		NS-IW		NS-IW		NS-IW	
	--	6/27/2016	--	NS-IW		NS-IW		NS-IW		NS-IW		NS-IW		NS-IW		NS-IW	
	--	7/28/2016	--	NS-IW		NS-IW		NS-IW		NS-IW		NS-IW		NS-IW		NS-IW	
	--	8/19/2016	--	NS-IW		NS-IW		NS-IW		NS-IW		NS-IW		NS-IW		NS-IW	
	--	9/29/2016	--	NS-IW		NS-IW		NS-IW		NS-IW		NS-IW		NS-IW		NS-IW	
	--	10/31/2016	--	NS-IW		NS-IW		NS-IW		NS-IW		NS-IW		NS-IW		NS-IW	
	--	11/28/2016	--	NS-IW		NS-IW		NS-IW		NS-IW		NS-IW		NS-IW		NS-IW	
	--	12/29/2016	--	NS-IW		NS-IW		NS-IW		NS-IW		NS-IW		NS-IW		NS-IW	
	--	1/20/2017	--	NS-IW		NS-IW		NS-IW		NS-IW		NS-IW		NS-IW		NS-IW	
	--	2/28/2017	--	NS-IW		NS-IW		NS-IW		NS-IW		NS-IW		NS-IW		NS-IW	
	--	3/15/2017	--	NS-IW		NS-IW		NS-IW		NS-IW		NS-IW		NS-IW		NS-IW	
	--	3/21/2017	--	NS-IW		NS-IW		NS-IW		NS-IW		NS-IW		NS-IW		NS-IW	
	--	3/30/2017	--	NS-IW		NS-IW		NS-IW		NS-IW		NS-IW		NS-IW		NS-IW	
	--	4/5/2017	--	NS-IW		NS-IW		NS-IW		NS-IW		NS-IW		NS-IW		NS-IW	
	--	5/4/2017	--	NS-IW		NS-IW		NS-IW		NS-IW		NS-IW		NS-IW		NS-IW	
	--	6/13/2017	--	NS-IW		NS-IW		NS-IW		NS-IW		NS-IW		NS-IW		NS-IW	
	--	7/18/2017	--	NS-IW		NS-IW		NS-IW		NS-IW		NS-IW		NS-IW		NS-IW	
	--	8/2/2017	--	NS-IW		NS-IW		NS-IW		NS-IW		NS-IW		NS-IW		NS-IW	
	--	9/5/2017	--	NS-IW		NS-IW		NS-IW		NS-IW		NS-IW		NS-IW		NS-IW	
	--	12/5/2017	--	NS-IW		NS-IW		NS-IW		NS-IW		NS-IW		NS-IW		NS-IW	
	--	12/14/2017	--	NS-IW		NS-IW		NS-IW		NS-IW		NS-IW		NS-IW		NS-IW	
	--	1/9/2018	--	NS-IW		NS-IW		NS-IW		NS-IW		NS-IW		NS-IW		NS-IW	
	--	2/6/2018	--	NS-IW		NS-IW		NS-IW		NS-IW		NS-IW		NS-IW		NS-IW	
	--	3/9/2018	--	NS-IW		NS-IW		NS-IW		NS-IW		NS-IW		NS-IW		NS-IW	
	--	4/6/2018	--	NS-IW		NS-IW		NS-IW		NS-IW		NS-IW		NS-IW		NS-IW	
	--	5/3/2018	--	NS-IW		NS-IW		NS-IW		NS-IW		NS-IW		NS-IW		NS-IW	
	--	6/7/2018	--	NS-IW		NS-IW		NS-IW		NS-IW		NS-IW		NS-IW		NS-IW	
	--	7/12/2018	--	NS-IW		NS-IW		NS-IW		NS-IW		NS-IW		NS-IW		NS-IW	
	--	9/14/2018	--	NS-IW		NS-IW		NS-IW		NS-IW		NS-IW		NS-IW		NS-IW	

Table 4B. Analytical Results for Surface Water, Historical
Plantation Pipe Line Company
Lewis Drive Remediation Site, Belton, South Carolina
Site ID #18693 "Kinder Morgan Belton Pipeline Release"

Location	Sample ID	Date Collected	Units	Analyte														
				Benzene		Ethylbenzene		Toluene		m&p-Xylene		o-Xylene		Naphthalene		MTBE		
Screening Value (µg/L):				2.2	^a	530	^a	1,000	^a	NA	^b	NA	^b	NA	^b	NA	^b	
SW-07	SW07-022515	2/25/2015	µg/L	5	U ^c	5	U	5	U	10	U	5	U	5	U	NA		
	SW07-030215	3/2/2015	µg/L	5	U ^c	5	U	5	U	10	U	5	U	5	U	NA		
	SW07-031115	3/11/2015	µg/L	5	U ^c	5	U	5	U	10	U	5	U	5	U	NA		
	SW07-031815	3/18/2015	µg/L	5	U ^c	5	U	5	U	10	U	5	U	5	U	NA		
	SW07-033115	3/31/2015	µg/L	5	U ^c	5	U	5	U	10	U	5	U	5	U	NA		
	SW07-042215	4/22/2015	µg/L	5	U ^c	5	U	5	U	10	U	5	U	5	U	NA		
	SW07-050715	5/7/2015	µg/L	5	U ^c	5	U	5	U	10	U	5	U	5	U	NA		
	SW07-051915	5/19/2015	µg/L	5	U ^c	5	U	5	U	10	U	5	U	5	U	NA		
	SW07-060315	6/3/2015	µg/L	5	U ^c	5	U	5	U	10	U	5	U	5	U	NA		
	SW07-061815	6/18/2015	µg/L	5	U ^c	5	U	5	U	10	U	5	U	5	U	NA		
	SW07-071515	7/15/2015	µg/L	5	U ^c	5	U	5	U	10	U	5	U	5	U	NA		
	--	8/13/2015	--		NS-IW		NS-IW		NS-IW		NS-IW		NS-IW		NS-IW		NS-IW	
	--	9/24/2015	--		NS-IW		NS-IW		NS-IW		NS-IW		NS-IW		NS-IW		NS-IW	
	SW07-102215	10/22/2015	µg/L	1	U	1	U	1	U	2	U	1	U	1	U	NA		
	SW07-112415	11/24/2015	µg/L	1	U	1	U	1	U	2	U	1	U	1	U	NA		
	SW07-122215	12/22/2015	µg/L	1	U	1	U	1	U	2	U	1	U	1	U	NA		
	SW07-012516	1/25/2016	µg/L	1	U	1	U	1	U	2	U	1	U	1	U	NA		
	SW07-021816	2/18/2016	µg/L	1	U	1	U	1	U	2	U	1	U	1	U	NA		
	SW07-031616	3/16/2016	µg/L	1	U	1	U	1	U	2	U	1	U	1	U	NA		
	SW07-042716	4/27/2016	µg/L	1	U	1	U	1	U	2	U	1	U	1	U	NA		
	SW07-050916	5/9/2016	µg/L	1	U	1	U	1	U	2	U	1	U	1	U	NA		
	--	6/27/2016	--		NS-IW		NS-IW		NS-IW		NS-IW		NS-IW		NS-IW		NS-IW	
	--	7/28/2016	--		NS-IW		NS-IW		NS-IW		NS-IW		NS-IW		NS-IW		NS-IW	
	--	8/19/2016	--		NS-IW		NS-IW		NS-IW		NS-IW		NS-IW		NS-IW		NS-IW	
	--	9/29/2016	--		NS-IW		NS-IW		NS-IW		NS-IW		NS-IW		NS-IW		NS-IW	
	--	10/31/2016	--		NS-IW		NS-IW		NS-IW		NS-IW		NS-IW		NS-IW		NS-IW	
	--	11/28/2016	--		NS-IW		NS-IW		NS-IW		NS-IW		NS-IW		NS-IW		NS-IW	
	--	12/29/2016	--		NS-IW		NS-IW		NS-IW		NS-IW		NS-IW		NS-IW		NS-IW	
	--	1/20/2017	--		NS-IW		NS-IW		NS-IW		NS-IW		NS-IW		NS-IW		NS-IW	
	--	2/28/2017	--		NS-IW		NS-IW		NS-IW		NS-IW		NS-IW		NS-IW		NS-IW	
SW07-031517	3/15/2017	µg/L	1	U	1	U	1	U	2	U	1	U	5	U	NA			
SW07-032117	3/21/2017	µg/L	1	U	1	U	1	U	2	U	1	U	5	U	NA			
SW07-033017	3/30/2017	µg/L	1	U	1	U	1	U	2	U	1	U	5	U	NA			
SW07-040517	4/5/2017	µg/L	1	U	1	U	1	U	2	U	1	U	5	U	NA			
SW07-050417	5/4/2017	µg/L	1	U	1	U	1	U	2	U	1	U	5	U	NA			
SW07-061317	6/13/2017	µg/L	1	U	1	U	1	U	2	U	1	U	5	U	NA			

Table 4B. Analytical Results for Surface Water, Historical
Plantation Pipe Line Company
Lewis Drive Remediation Site, Belton, South Carolina
Site ID #18693 "Kinder Morgan Belton Pipeline Release"

Location	Sample ID	Date Collected	Units	Analyte														
				Benzene		Ethylbenzene		Toluene		m&p-Xylene		o-Xylene		Naphthalene		MTBE		
Screening Value (µg/L):				2.2	a	530	a	1,000	a	NA	b	NA	b	NA	b	NA	b	
SW-07	SW07-071817	7/18/2017	µg/L	1	U	1	U	1	U	2	U	1	U	5	U	NA		
	--	8/2/2017	--	NS-IW		NS-IW		NS-IW		NS-IW		NS-IW		NS-IW		NS-IW		
	--	9/5/2017	--	NS-IW		NS-IW		NS-IW		NS-IW		NS-IW		NS-IW		NS-IW		
	SW07-120517	12/5/2017	µg/L	1	U	1	U	1	U	2	U	1	U	5	U	NA		
	SW07-121417	12/14/2017	µg/L	1	U	1	U	1	U	2	U	1	U	5	U	NA		
	SW07-010918	1/9/2018	µg/L	1	U	1	U	1	U	2	U	1	U	5	U	NA		
	SW07-020618	2/6/2018	µg/L	1	U	1	U	1	U	2	U	1	U	5	U	1	U	
	SW07-030918	3/9/2018	µg/L	1	U	1	U	1	U	2	U	1	U	5	U	1	U	
	SW07-040618	4/6/2018	µg/L	1	U	1	U	1	U	2	U	1	U	5	U	1	U	
	SW07-050318	5/3/2018	µg/L	1	U	1	U	1	U	2	U	1	U	5	U	1	U	
	SW07-060718	6/7/2018	µg/L	1	U	1	U	1	U	2	U	1	U	5	U	1	U	
	SW07-071218	7/12/2018	µg/L	1	U	1	U	1	U	2	U	1	U	5	U	1	U	
	--	9/14/2018	--	NS-IW		NS-IW		NS-IW		NS-IW		NS-IW		NS-IW		NS-IW		
	SW07-120418	12/4/2018	µg/L	1	U	1	U	1	U	2	U	1	U	5	U	1	U	
	SW07-030719	3/7/2019	µg/L	1	U	1	U	1	U	2	U	1	U	5	U	1	U	
SW07-051519	5/15/2019	µg/L	1	U	1	U	1	U	2	U	1	U	5	U	1	U		
SW07-060619	6/6/2019	µg/L	1	U	1	U	1	U	2	U	1	U	5	U	1	U		
SW-08	SW08-022515	2/25/2015	µg/L	5	U ^c	5	U	5	U	10	U	5	U	5	U	NA		
	SW08-030215	3/2/2015	µg/L	5	U ^c	5	U	5	U	10	U	5	U	5	U	NA		
	SW08-031115	3/11/2015	µg/L	5	U ^c	5	U	5	U	10	U	5	U	5	U	NA		
	SW08-031815	3/18/2015	µg/L	5	U ^c	5	U	5	U	10	U	5	U	5	U	NA		
	SW08-033115	3/31/2015	µg/L	5	U ^c	5	U	5	U	10	U	5	U	5	U	NA		
	SW08-042215	4/22/2015	µg/L	5	U ^c	5	U	5	U	10	U	5	U	5	U	NA		
	SW08-050715	5/7/2015	µg/L	5	U ^c	5	U	5	U	10	U	5	U	5	U	NA		
	SW08-051915	5/19/2015	µg/L	5	U ^c	5	U	5	U	10	U	5	U	5	U	NA		
	SW08-060315	6/3/2015	µg/L	5	U ^c	5	U	5	U	10	U	5	U	5	U	NA		
	SW08-061815	6/18/2015	µg/L	5	U ^c	5	U	5	U	10	U	5	U	5	U	NA		
	SW08-071515	7/15/2015	µg/L	5	U ^c	5	U	5	U	10	U	5	U	5	U	NA		
	SW08-081315	8/13/2015	µg/L	5	U ^c	5	U	5	U	10	U	5	U	5	U	NA		
	SW08-092415	9/24/2015	µg/L	5	U ^c	5	U	5	U	10	U	5	U	5	U	NA		
	SW08-102215	10/22/2015	µg/L	1	U	1	U	1	U	2	U	1	U	1	U	NA		
	SW08-112415	11/24/2015	µg/L	1	U	1	U	1	U	2	U	1	U	1	U	NA		
	SW08-122215	12/22/2015	µg/L	1.6		1	U	3.8		2.5		1.6		1	U	NA		
	SW08-012516	1/25/2016	µg/L	2.4		1	U	5.6		2		1.3		1	U	NA		
SW08-021816	2/18/2016	µg/L	2.9		1	U	7.6		2.3		1.5		1	U	NA			
SW08-031616	3/16/2016	µg/L	1	U	1	U	1	U	2	U	1	U	1	U	NA			

Table 4B. Analytical Results for Surface Water, Historical
Plantation Pipe Line Company
Lewis Drive Remediation Site, Belton, South Carolina
Site ID #18693 "Kinder Morgan Belton Pipeline Release"

Location	Sample ID	Date Collected	Units	Analyte													
				Benzene		Ethylbenzene		Toluene		m&p-Xylene		o-Xylene		Naphthalene		MTBE	
Screening Value (µg/L):				2.2	^a	530	^a	1,000	^a	NA	^b	NA	^b	NA	^b	NA	^b
SW-08	SW08-042716	4/27/2016	µg/L	1	U	1	U	1	U	2	U	1	U	1	U	NA	
	SW08-050916	5/9/2016	µg/L	1	U	1	U	1	U	2	U	1	U	1	U	NA	
	SW08-062716	6/27/2016	µg/L	1	U	1	U	1	U	2	U	1	U	1	U	NA	
	SW08-072816	7/28/2016	µg/L	1	U	1	U	1	U	2	U	1	U	1	U	NA	
	SW08-081916	8/19/2016	µg/L	1	U	1	U	1	U	2	U	1	U	1	U	NA	
	SW08-092916	9/29/2016	µg/L	1	U	1	U	1	U	2	U	1	U	1	U	NA	
	SW08-103116	10/31/2016	µg/L	1	U	1	U	1	U	2	U	1	U	1	U	NA	
	SW08-112816	11/28/2016	µg/L	1	U	1	U	1	U	2	U	1	U	1	U	NA	
	SW08-122916	12/29/2016	µg/L	1	U	1	U	1	U	2	U	1	U	1	U	NA	
	SW08-012017	1/20/2017	µg/L	1	U	1	U	1	U	2	U	1	U	1	U	NA	
	SW08-022817	2/28/2017	µg/L	1	U	1	U	1	U	2	U	1	U	5	U	NA	
	SW08-031517	3/15/2017	µg/L	1	U	1	U	1	U	2	U	1	U	5	U	NA	
	SW08-032117	3/21/2017	µg/L	1	U	1	U	1	U	2	U	1	U	5	U	NA	
	SW08-033017	3/30/2017	µg/L	1	U	1	U	1	U	2	U	1	U	5	U	NA	
	SW08-040517	4/5/2017	µg/L	1	U	1	U	1	U	2	U	1	U	5	U	NA	
	SW08-050417	5/4/2017	µg/L	1	U	1	U	1	U	2	U	1	U	5	U	NA	
	SW08-061317	6/13/2017	µg/L	1	U	1	U	1	U	2	U	1	U	5	U	NA	
	SW08-071817	7/18/2017	µg/L	1	U	1	U	1	U	2	U	1	U	5	U	NA	
	SW08-080217	8/2/2017	µg/L	1	U	1	U	1	U	2	U	1	U	5	U	NA	
	SW08-090517	9/5/2017	µg/L	1	U	1	U	1	U	2	U	1	U	5	U	NA	
	SW08-120517	12/5/2017	µg/L	1	U	1	U	1	U	2	U	1	U	5	U	NA	
	SW08-121417	12/14/2017	µg/L	1	U	1	U	1	U	2	U	1	U	5	U	NA	
	SW08-010918	1/9/2018	µg/L	1.16		1	U	1	U	2	U	1.87		5	U	NA	
	SW08-020618	2/6/2018	µg/L	1	U	1	U	1	U	2	U	1	U	5	U	1	U
	SW08-030918	3/9/2018	µg/L	1	U	1	U	1	U	2	U	1	U	5	U	1	U
	SW08-040618	4/6/2018	µg/L	1	U	1	U	1	U	2	U	1	U	5	U	1	U
SW08-050318	5/3/2018	µg/L	1	U	1	U	1	U	2	U	1	U	5	U	1	U	
SW08-060718	6/7/2018	µg/L	1	U	1	U	1	U	2	U	1	U	5	U	1	U	
SW08-071218	7/12/2018	µg/L	1	U	1	U	1	U	2	U	1	U	5	U	1	U	
SW08-091418	9/14/2018	µg/L	1	U	1	U	1	U	2	U	1	U	5	U	1	U	
SW08-120418	12/4/2018	µg/L	1	U	1	U	1	U	2	U	1	U	5	U	1	U	
SW08-030719	3/7/2019	µg/L	2.45		1	U	1	U	2	U	1	U	5	U	1.17		
SW08-051519	5/15/2019	µg/L	1	U	1	U	1	U	2	U	1	U	5	U	1	U	
SW08-060419	6/4/2019	µg/L	1	U	1	U	1	U	2	U	1	U	5	U	1	U	

Table 4B. Analytical Results for Surface Water, Historical
Plantation Pipe Line Company
Lewis Drive Remediation Site, Belton, South Carolina
Site ID #18693 "Kinder Morgan Belton Pipeline Release"

Location	Sample ID	Date Collected	Units	Analyte													
				Benzene		Ethylbenzene		Toluene		m&p-Xylene		o-Xylene		Naphthalene		MTBE	
Screening Value (µg/L):				2.2	^a	530	^a	1,000	^a	NA	^b	NA	^b	NA	^b	NA	^b
SW-09	SW09-022515	2/25/2015	µg/L	5	U ^c	5	U	5	U	10	U	5	U	5	U	NA	
	SW09-030215	3/2/2015	µg/L	5	U ^c	5	U	5	U	10	U	5	U	5	U	NA	
	SW09-031115	3/11/2015	µg/L	5	U ^c	5	U	5	U	10	U	5	U	5	U	NA	
	SW09-031815	3/18/2015	µg/L	5	U ^c	5	U	5	U	10	U	5	U	5	U	NA	
	SW09-033115	3/31/2015	µg/L	5	U ^c	5	U	5	U	10	U	5	U	5	U	NA	
	SW09-042215	4/22/2015	µg/L	5	U ^c	5	U	5	U	10	U	5	U	5	U	NA	
	SW09-050715	5/7/2015	µg/L	5	U ^c	5	U	5	U	10	U	5	U	5	U	NA	
	SW09-051915	5/19/2015	µg/L	5	U ^c	5	U	5	U	10	U	5	U	5	U	NA	
	SW09-060315	6/3/2015	µg/L	5	U ^c	5	U	5	U	10	U	5	U	5	U	NA	
	SW09-061815	6/18/2015	µg/L	5	U ^c	5	U	5	U	10	U	5	U	5	U	NA	
	SW09-071515	7/15/2015	µg/L	5	U ^c	5	U	5	U	10	U	5	U	5	U	NA	
	SW09-081315	8/13/2015	µg/L	5	U ^c	5	U	5	U	10	U	5	U	5	U	NA	
	SW09-092415	9/24/2015	µg/L	5	U ^c	5	U	5	U	10	U	5	U	5	U	NA	
	SW09-102215	10/22/2015	µg/L	1	U	1	U	1	U	2	U	1	U	1	U	NA	
	SW09-112415	11/24/2015	µg/L	1	U	1	U	1	U	2	U	1	U	1	U	NA	
	SW09-122215	12/22/2015	µg/L	2.1		1	U	4.8		3.3		2.1		1	U	NA	
	SW09-012516	1/25/2016	µg/L	3.3		1	U	7.1		2.4		1.5		1	U	NA	
	SW09-021816	2/18/2016	µg/L	2.2		1	U	5.9		2	U	1.2		1	U	NA	
	SW09-031616	3/16/2016	µg/L	1	U	1	U	1	U	2	U	1	U	1	U	NA	
	SW09-042716	4/27/2016	µg/L	1	U	1	U	1	U	2	U	1	U	1	U	NA	
	SW09-050916	5/9/2016	µg/L	1	U	1	U	1	U	2	U	1	U	1	U	NA	
	SW09-062716	6/27/2016	µg/L	1	U	1	U	1	U	2	U	1	U	1	U	NA	
	SW09-072816	7/28/2016	µg/L	1	U	1	U	1	U	2	U	1	U	1	U	NA	
	SW09-081916	8/19/2016	µg/L	1	U	1	U	1	U	2	U	1	U	1	U	NA	
	SW09-092916	9/29/2016	µg/L	1	U	1	U	1	U	2	U	1	U	1	U	NA	
	SW09-103116	10/31/2016	µg/L	1	U	1	U	1	U	2	U	1	U	1	U	NA	
	SW09-112816	11/28/2016	µg/L	1	U	1	U	1	U	2	U	1	U	1	U	NA	
	SW09-122916	12/29/2016	µg/L	1	U	1	U	1	U	2	U	1	U	1	U	NA	
	SW09-012017	1/20/2017	µg/L	1	U	1	U	1	U	2	U	1	U	1	U	NA	
	SW09-022817	2/28/2017	µg/L	1	U	1	U	1	U	2	U	1	U	5	U	NA	
SW09-031517	3/15/2017	µg/L	1	U	1	U	1	U	2	U	1	U	5	U	NA		
SW09-032117	3/21/2017	µg/L	1	U	1	U	1	U	2	U	1	U	5	U	NA		
SW09-033017	3/30/2017	µg/L	1	U	1	U	1	U	2	U	1	U	5	U	NA		
SW09-040517	4/5/2017	µg/L	1	U	1	U	1	U	2	U	1	U	5	U	NA		
SW09-050417	5/4/2017	µg/L	1	U	1	U	1	U	2	U	1	U	5	U	NA		
SW09-061317	6/13/2017	µg/L	1	U	1	U	1	U	2	U	1	U	5	U	NA		

Table 4B. Analytical Results for Surface Water, Historical
Plantation Pipe Line Company
Lewis Drive Remediation Site, Belton, South Carolina
Site ID #18693 "Kinder Morgan Belton Pipeline Release"

Location	Sample ID	Date Collected	Units	Analyte													
				Benzene		Ethylbenzene		Toluene		m&p-Xylene		o-Xylene		Naphthalene		MTBE	
Screening Value (µg/L):				2.2	^a	530	^a	1,000	^a	NA	^b	NA	^b	NA	^b	NA	^b
SW-09	SW09-071817	7/18/2017	µg/L	1	U	1	U	1	U	2	U	1	U	5	U	NA	
	SW09-080217	8/2/2017	µg/L	1	U	1	U	1	U	2	U	1	U	5	U	NA	
	SW09-090517	9/5/2017	µg/L	1	U	1	U	1	U	2	U	1	U	5	U	NA	
	SW09-120517	12/5/2017	µg/L	1	U	1	U	1	U	2	U	1	U	5	U	NA	
	SW09-121417	12/14/2017	µg/L	1	U	1	U	1	U	2	U	1	U	5	U	NA	
	SW09-010918	1/9/2018	µg/L	1	U	1	U	1	U	2	U	1	U	5	U	NA	
	SW09-020618	2/6/2018	µg/L	1	U	1	U	1	U	2	U	1	U	5	U	1	U
	SW09-030918	3/9/2018	µg/L	1	U	1	U	1	U	2	U	1	U	5	U	1	U
	SW09-040618	4/6/2018	µg/L	1	U	1	U	1	U	2	U	1	U	5	U	1	U
	SW09-050318	5/3/2018	µg/L	1	U	1	U	1	U	2	U	1	U	5	U	1	U
	SW09-060718	6/7/2018	µg/L	1	U	1	U	1	U	2	U	1	U	5	U	1	U
	SW09-071218	7/12/2018	µg/L	1	U	1	U	1	U	2	U	1	U	5	U	1	U
	SW09-091418	9/14/2018	µg/L	1	U	1	U	1	U	2	U	1	U	5	U	1	U
	SW09-120418	12/4/2018	µg/L	1	U	1	U	1	U	2	U	1	U	5	U	1	U
SW09-030719	3/7/2019	µg/L	1.88		1	U	1	U	2	U	1	U	5	U	1.07		
SW09-051519	5/15/2019	µg/L	1	U	1	U	1	U	2	U	1	U	5	U	1	U	
SW09-060419	6/4/2019	µg/L	1	U	1	U	1	U	2	U	1	U	5	U	1	U	
SW-10	SW10-022515	2/25/2015	µg/L	5	U ^c	5	U	5	U	10	U	5	U	5	U	NA	
	SW10-030215	3/2/2015	µg/L	5	U ^c	5	U	5	U	10	U	5	U	5	U	NA	
	SW10-031115	3/11/2015	µg/L	5	U ^c	5	U	5	U	10	U	5	U	5	U	NA	
	SW10-031815	3/18/2015	µg/L	5	U ^c	5	U	5	U	10	U	5	U	5	U	NA	
	SW10-033115	3/31/2015	µg/L	5	U ^c	5	U	5	U	10	U	5	U	5	U	NA	
	SW10-042215	4/22/2015	µg/L	5	U ^c	5	U	5	U	10	U	5	U	5	U	NA	
	SW10-050715	5/7/2015	µg/L	5	U ^c	5	U	5	U	10	U	5	U	5	U	NA	
	SW10-051915	5/19/2015	µg/L	5	U ^c	5	U	5	U	10	U	5	U	5	U	NA	
	SW10-060315	6/3/2015	µg/L	5	U ^c	5	U	5	U	10	U	5	U	5	U	NA	
	SW10-061815	6/18/2015	µg/L	5	U ^c	5	U	5	U	10	U	5	U	5	U	NA	
	SW10-071515	7/15/2015	µg/L	5	U ^c	5	U	5	U	10	U	5	U	5	U	NA	
	SW10-081315	8/13/2015	µg/L	5	U ^c	5	U	5	U	10	U	5	U	5	U	NA	
	SW10-092415	9/24/2015	µg/L	5	U ^c	5	U	5	U	10	U	5	U	5	U	NA	
	SW10-102215	10/22/2015	µg/L	1	U	1	U	1	U	2	U	1	U	1	U	NA	
	SW10-112415	11/24/2015	µg/L	1	U	1	U	1	U	2	U	1	U	1	U	NA	
	SW10-122215	12/22/2015	µg/L	1	U	1	U	1	U	2	U	1	U	1	U	NA	
	SW10-012516	1/25/2016	µg/L	1	U	1	U	1	U	2	U	1	U	1	U	NA	
SW10-021816	2/18/2016	µg/L	1	U	1	U	1	U	2	U	1	U	1	U	NA		
SW10-031616	3/16/2016	µg/L	1	U	1	U	1	U	2	U	1	U	1	U	NA		

Table 4B. Analytical Results for Surface Water, Historical
Plantation Pipe Line Company
Lewis Drive Remediation Site, Belton, South Carolina
Site ID #18693 "Kinder Morgan Belton Pipeline Release"

Location	Sample ID	Date Collected	Units	Analyte													
				Benzene		Ethylbenzene		Toluene		m&p-Xylene		o-Xylene		Naphthalene		MTBE	
Screening Value (µg/L):				2.2	^a	530	^a	1,000	^a	NA	^b	NA	^b	NA	^b	NA	^b
SW-10	SW10-042716	4/27/2016	µg/L	1	U	1	U	1	U	2	U	1	U	1	U	NA	
	SW10-050916	5/9/2016	µg/L	1	U	1	U	1	U	2	U	1	U	1	U	NA	
	SW10-062716	6/27/2016	µg/L	1	U	1	U	1	U	2	U	1	U	1	U	NA	
	SW10-072816	7/28/2016	µg/L	1	U	1	U	1	U	2	U	1	U	1	U	NA	
	SW10-081916	8/19/2016	µg/L	1	U	1	U	1	U	2	U	1	U	1	U	NA	
	SW10-092916	9/29/2016	µg/L	1	U	1	U	1	U	2	U	1	U	1	U	NA	
	SW10-103116	10/31/2016	µg/L	1	U	1	U	1	U	2	U	1	U	1	U	NA	
	SW10-112816	11/28/2016	µg/L	1	U	1	U	1	U	2	U	1	U	1	U	NA	
	SW10-122916	12/29/2016	µg/L	1	U	1	U	1	U	2	U	1	U	1	U	NA	
	SW10-012017	1/20/2017	µg/L	1	U	1	U	1	U	2	U	1	U	1	U	NA	
	SW10-022817	2/28/2017	µg/L	1	U	1	U	1	U	2	U	1	U	5	U	NA	
	SW10-031517	3/15/2017	µg/L	1	U	1	U	1	U	2	U	1	U	5	U	NA	
	SW-10-032117	3/21/2017	µg/L	1	U	1	U	1	U	2	U	1	U	5	U	NA	
	SW-10-033017	3/30/2017	µg/L	1	U	1	U	1	U	2	U	1	U	5	U	NA	
	SW-10-040517	4/5/2017	µg/L	1	U	1	U	1	U	2	U	1	U	5	U	NA	
	SW10-050417	5/4/2017	µg/L	1	U	1	U	1	U	2	U	1	U	5	U	NA	
	SW10-061317	6/13/2017	µg/L	1	U	1	U	1	U	2	U	1	U	5	U	NA	
	SW10-071817	7/18/2017	µg/L	1	U	1	U	1	U	2	U	1	U	5	U	NA	
	SW10-080217	8/2/2017	µg/L	1	U	1	U	1	U	2	U	1	U	5	U	NA	
	SW10-090517	9/5/2017	µg/L	1	U	1	U	1	U	2	U	1	U	5	U	NA	
	SW10-120517	12/5/2017	µg/L	1	U	1	U	1	U	2	U	1	U	5	U	NA	
	SW10-121417	12/14/2017	µg/L	1	U	1	U	1	U	2	U	1	U	5	U	NA	
	SW10-010918	1/9/2018	µg/L	1	U	1	U	1	U	2	U	1	U	5	U	NA	
	SW10-020618	2/6/2018	µg/L	1	U	1	U	1	U	2	U	1	U	5	U	1	U
	SW10-030918	3/9/2018	µg/L	1	U	1	U	1	U	2	U	1	U	5	U	1	U
	SW10-040618	4/6/2018	µg/L	1	U	1	U	1	U	2	U	1	U	5	U	1	U
	SW10-050318	5/3/2018	µg/L	1	U	1	U	1	U	2	U	1	U	5	U	1	U
	SW10-060718	6/7/2018	µg/L	1	U	1	U	1	U	2	U	1	U	5	U	1	U
	SW10-071218	7/12/2018	µg/L	1	U	1	U	1	U	2	U	1	U	5	U	1	U
	SW10-091418	9/14/2018	µg/L	1	U	1	U	1	U	2	U	1	U	5	U	1	U
	SW10-120418	12/4/2018	µg/L	1	U	1	U	1	U	2	U	1	U	5	U	1	U
	SW10-030719	3/7/2019	µg/L	1	U	1	U	1	U	2	U	1	U	5	U	1	U
	SW10-051519	5/15/2019	µg/L	1	U	1	U	1	U	2	U	1	U	5	U	1	U
	SW10-060419	6/4/2019	µg/L	1	U	1	U	1	U	2	U	1	U	5	U	1	U

Table 4B. Analytical Results for Surface Water, Historical
Plantation Pipe Line Company
Lewis Drive Remediation Site, Belton, South Carolina
Site ID #18693 "Kinder Morgan Belton Pipeline Release"

Location	Sample ID	Date Collected	Units	Analyte													
				Benzene		Ethylbenzene		Toluene		m&p-Xylene		o-Xylene		Naphthalene		MTBE	
Screening Value (µg/L):				2.2	^a	530	^a	1,000	^a	NA	^b	NA	^b	NA	^b	NA	^b
SW-11	SW11-022515	2/25/2015	µg/L	5	U ^c	5	U	5	U	10	U	5	U	5	U	NA	
	SW11-030215	3/2/2015	µg/L	5	U ^c	5	U	5	U	10	U	5	U	5	U	NA	
	SW11-031115	3/11/2015	µg/L	5	U ^c	5	U	5	U	10	U	5	U	5	U	NA	
	SW11-031815	3/18/2015	µg/L	5	U ^c	5	U	5	U	10	U	5	U	5	U	NA	
	SW11-033115	3/31/2015	µg/L	5	U ^c	5	U	5	U	10	U	5	U	5	U	NA	
	SW11-042215	4/22/2015	µg/L	5	U ^c	5	U	5	U	10	U	5	U	5	U	NA	
	SW11-050715	5/7/2015	µg/L	5	U ^c	5	U	5	U	10	U	5	U	5	U	NA	
	SW11-051915	5/19/2015	µg/L	5	U ^c	5	U	5	U	10	U	5	U	5	U	NA	
	SW11-060315	6/3/2015	µg/L	5	U ^c	5	U	5	U	10	U	5	U	5	U	NA	
	SW11-061815	6/18/2015	µg/L	5	U ^c	5	U	5	U	10	U	5	U	5	U	NA	
	SW11-071515	7/15/2015	µg/L	5	U ^c	5	U	5	U	10	U	5	U	5	U	NA	
	SW11-081315	8/13/2015	µg/L	5	U ^c	5	U	5	U	10	U	5	U	5	U	NA	
	SW11-092415	9/24/2015	µg/L	5	U ^c	5	U	5	U	10	U	5	U	5	U	NA	
	SW11-102215	10/22/2015	µg/L	1	U	1	U	1	U	2	U	1	U	1	U	NA	
	SW11-112415	11/24/2015	µg/L	1	U	1	U	1	U	2	U	1	U	1	U	NA	
	SW11-122215	12/22/2015	µg/L	1	U	1	U	1	U	2	U	1	U	1	U	NA	
	SW11-012516	1/25/2016	µg/L	1	U	1	U	1	U	2	U	1	U	1	U	NA	
	SW11-021816	2/18/2016	µg/L	1	U	1	U	1	U	2	U	1	U	1	U	NA	
	SW11-031616	3/16/2016	µg/L	1	U	1	U	1	U	2	U	1	U	1	U	NA	
	SW11-042716	4/27/2016	µg/L	1	U	1	U	1	U	2	U	1	U	1	U	NA	
	SW11-050916	5/9/2016	µg/L	1	U	1	U	1	U	2	U	1	U	1	U	NA	
	SW11-062716	6/27/2016	µg/L	1	U	1	U	1	U	2	U	1	U	1	U	NA	
	SW11-072816	7/28/2016	µg/L	1	U	1	U	1	U	2	U	1	U	1	U	NA	
	SW11-081916	8/19/2016	µg/L	1	U	1	U	1	U	2	U	1	U	1	U	NA	
	SW11-092916	9/29/2016	µg/L	1	U	1	U	1	U	2	U	1	U	1	U	NA	
	SW11-103116	10/31/2016	µg/L	1	U	1	U	1	U	2	U	1	U	1	U	NA	
	SW11-112816	11/28/2016	µg/L	1	U	1	U	1	U	2	U	1	U	1	U	NA	
	SW11-122916	12/29/2016	µg/L	1	U	1	U	1	U	2	U	1	U	1	U	NA	
	SW11-012017	1/20/2017	µg/L	1	U	1	U	1	U	2	U	1	U	1	U	NA	
	SW11-022817	2/28/2017	µg/L	1	U	1	U	1	U	2	U	1	U	5	U	NA	
SW11-031517	3/15/2017	µg/L	1	U	1	U	1	U	2	U	1	U	5	U	NA		
SW-11-032117	3/21/2017	µg/L	1	U	1	U	1	U	2	U	1	U	5	U	NA		
SW-11-033017	3/30/2017	µg/L	1	U	1	U	1	U	2	U	1	U	5	U	NA		
SW-11-040517	4/5/2017	µg/L	1	U	1	U	1	U	2	U	1	U	5	U	NA		
SW11-050417	5/4/2017	µg/L	1	U	1	U	1	U	2	U	1	U	5	U	NA		
SW11-061317	6/13/2017	µg/L	1	U	1	U	1	U	2	U	1	U	5	U	NA		

Table 4B. Analytical Results for Surface Water, Historical
Plantation Pipe Line Company
Lewis Drive Remediation Site, Belton, South Carolina
Site ID #18693 "Kinder Morgan Belton Pipeline Release"

Location	Sample ID	Date Collected	Units	Analyte													
				Benzene		Ethylbenzene		Toluene		m&p-Xylene		o-Xylene		Naphthalene		MTBE	
Screening Value (µg/L):				2.2	^a	530	^a	1,000	^a	NA	^b	NA	^b	NA	^b	NA	^b
SW-11	SW11-071817	7/18/2017	µg/L	1	U	1	U	1	U	2	U	1	U	5	U	NA	
	SW11-080217	8/2/2017	µg/L	1	U	1	U	1	U	2	U	1	U	5	U	NA	
	SW11-090517	9/5/2017	µg/L	1	U	1	U	1	U	2	U	1	U	5	U	NA	
	SW11-120517	12/5/2017	µg/L	1	U	1	U	1	U	2	U	1	U	5	U	NA	
	SW11-121417	12/14/2017	µg/L	1	U	1	U	1	U	2	U	1	U	5	U	NA	
	SW11-010918	1/9/2018	µg/L	1	U	1	U	1	U	2	U	1	U	5	U	NA	
	SW11-020618	2/6/2018	µg/L	1	U	1	U	1	U	2	U	1	U	5	U	1	U
	SW11-030918	3/9/2018	µg/L	1	U	1	U	1	U	2	U	1	U	5	U	1	U
	SW11-040618	4/6/2018	µg/L	1	U	1	U	1	U	2	U	1	U	5	U	1	U
	SW11-050318	5/3/2018	µg/L	1	U	1	U	1	U	2	U	1	U	5	U	1	U
	SW11-060718	6/7/2018	µg/L	1	U	1	U	1	U	2	U	1	U	5	U	1	U
	SW11-071218	7/12/2018	µg/L	1	U	1	U	1	U	2	U	1	U	5	U	1	U
	SW11-091418	9/14/2018	µg/L	1	U	1	U	1	U	2	U	1	U	5	U	1	U
	SW11-120418	12/4/2018	µg/L	1	U	1	U	1	U	2	U	1	U	5	U	1	U
SW11-030719	3/7/2019	µg/L	1	U	1	U	1	U	2	U	1	U	5	U	1	U	
SW11-051519	5/15/2019	µg/L	1	U	1	U	1	U	2	U	1	U	5	U	1	U	
SW11-060419	6/4/2019	µg/L	1	U	1	U	1	U	2	U	1	U	5	U	1	U	
SW-12	SW12-081916	8/19/2016	µg/L	6,430		764		15,400		3,360		1,730		128		NA	
	SW12-092916	9/29/2016	µg/L	7,850		1,030		19,000		3,910		1,940		143		NA	
	SW12-103116	10/31/2016	µg/L	165		17.7		302		103		58.2		4.7		NA	
	SW12-112816	11/28/2016	µg/L	486		59.6		976		351		181		14.2		NA	
	SW12-122916	12/29/2016	µg/L	707		97.3		1,790		408		213		16.8		NA	
	SW12-012017	1/20/2017	µg/L	212		19.8		396		104		58		3.8		NA	
	SW12-022817	2/28/2017	µg/L	26.1		4.04		62.3		18.0		9.73		5	U	NA	
	SW12-031517	3/15/2017	µg/L	125		15.3		185		67.9		35.5		5	U	NA	
	SW12-032117	3/21/2017	µg/L	134		12.1		45.0		60.8		33.6		5	U	NA	
	SW12-033017	3/30/2017	µg/L	48.5		5.69		86.3		27.7		15.8		5	U	NA	
	SW12-040517	4/5/2017	µg/L	67.1		9.24		127.0		43.6		23.7		5	U	NA	
	SW12-050417	5/4/2017	µg/L	52.8		7.96		91.7		42		23.2		5	U	NA	
	SW12-061317	6/13/2017	µg/L	102		16.6		166		85.1		46.2		5	U	NA	
	SW12-071817	7/18/2017	µg/L	65		5.8		116		43.3		24.8		5	U	NA	
	SW12-080217	8/2/2017	µg/L	125		14.7		204		102		67		5	U	NA	
	SW12-090517	9/5/2017	µg/L	46.7		4.72		72		39		26.2		5	U	NA	
	SW12-120517	12/5/2017	µg/L	16.6		2.91		12.6		20.1		13.3		5	U	NA	
SW12-121417	12/14/2017	µg/L	9.19		2.66		8.26		18		12.1		5	U	NA		
SW12-010918	1/9/2018	µg/L	12.3		2.16		5.65		14.6		11.1		5	U	NA		

Table 4B. Analytical Results for Surface Water, Historical
Plantation Pipe Line Company
Lewis Drive Remediation Site, Belton, South Carolina
Site ID #18693 "Kinder Morgan Belton Pipeline Release"

Location	Sample ID	Date Collected	Units	Analyte													
				Benzene		Ethylbenzene		Toluene		m&p-Xylene		o-Xylene		Naphthalene		MTBE	
Screening Value (µg/L):				2.2	a	530	a	1,000	a	NA	b	NA	b	NA	b	NA	b
SW-12	SW12-020618	2/6/2018	µg/L	2.53		1	U	1.20		4.04		2.44		5	U	1	U
	SW12-030918	3/9/2018	µg/L	3.24		1.79		12.2		9.75		4.28		5	U	1	U
	SW12-040618	4/6/2018	µg/L	1.88		1	U	1	U	5.05		2.82		5	U	1	U
	SW12-050318	5/3/2018	µg/L	1	U	1	U	1	U	4.18		2.72		5	U	1	U
	SW12-060718	6/7/2018	µg/L	1.85		1	U	1	U	3.24		1.64		5	U	1	U
	SW12-071218	7/12/2018	µg/L	1.79		1	U	1	U	3.81		2.15		5	U	1	U
	SW12-091418	9/14/2018	µg/L	1.34		1	U	1	U	3.20		2.00		5	U	1	U
	SW12-120418	12/4/2018	µg/L	1	U	1	U	1	U	2	U	1	U	5	U	1	U
	SW12-021919	2/19/2019	µg/L	1	U	1	U	1	U	2	U	1	U	5	U	1	U
	--	3/7/2019	--	NS-IW		NS-IW		NS-IW		NS-IW		NS-IW		NS-IW		NS-IW	
	SW12-051519	5/15/2019	µg/L	1	U	1	U	1	U	2	U	1	U	5	U	1	U
SW12-060419	6/4/2019	µg/L	1.19		1	U	1	U	2	U	1	U	5	U	1	U	
SW-13	SW13-081916	8/19/2016	µg/L	1	U	1	U	1	U	2	U	1	U	1	U	NA	
	SW13-092916	9/29/2016	µg/L	1	U	1	U	1	U	2	U	1	U	1	U	NA	
	SW13-103116	10/31/2016	µg/L	1	U	1	U	2.0		2	U	1	U	1	U	NA	
	SW13-112816	11/28/2016	µg/L	1	U	1	U	1	U	2	U	1	U	1	U	NA	
	SW13-122916	12/29/2016	µg/L	1	U	1	U	1	U	2	U	1	U	1	U	NA	
	SW13-012017	1/20/2017	µg/L	1	U	1	U	1	U	2	U	1	U	1	U	NA	
	SW13-022817	2/28/2017	µg/L	1	U	1	U	1	U	2	U	1	U	5	U	NA	
	SW13-031517	3/15/2017	µg/L	1	U	1	U	1	U	2	U	1	U	5	U	NA	
	SW13-032117	3/21/2017	µg/L	1	U	1	U	1	U	2	U	1	U	5	U	NA	
	SW13-033017	3/30/2017	µg/L	1	U	1	U	1	U	2	U	1	U	5	U	NA	
	SW13-040517	4/5/2017	µg/L	1	U	1	U	1.21		2	U	1	U	5	U	NA	
	SW13-050417	5/4/2017	µg/L	1	U	1	U	1	U	2	U	1	U	5	U	NA	
	SW13-061317	6/13/2017	µg/L	1	U	1	U	1	U	2	U	1	U	5	U	NA	
	SW13-071817	7/18/2017	µg/L	1	U	1	U	1	U	2	U	1	U	5	U	NA	
	SW13-080217	8/2/2017	µg/L	1	U	1	U	1	U	2	U	1	U	5	U	NA	
	SW13-090517	9/5/2017	µg/L	1	U	1	U	1	U	2	U	1	U	5	U	NA	
	SW13-120517	12/5/2017	µg/L	1	U	1	U	1	U	2	U	1	U	5	U	NA	
	SW13-121417	12/14/2017	µg/L	1	U	1	U	1	U	2	U	1	U	5	U	NA	
	SW13-010918	1/9/2018	µg/L	1	U	1	U	1	U	2	U	1	U	5	U	NA	
	SW13-020618	2/6/2018	µg/L	1.78		1	U	1	U	2	U	1	U	5	U	4.26	
SW13-030918	3/9/2018	µg/L	1	U	1	U	1	U	2	U	1	U	5	U	2.07		
SW13-040618	4/6/2018	µg/L	1	U	1	U	1	U	2	U	1	U	5	U	1.4		
SW13-050318	5/3/2018	µg/L	1	U	1	U	1	U	2	U	1	U	5	U	3.67		
SW13-060718	6/7/2018	µg/L	2.99		1	U	2.48		2	U	1	U	5	U	8.08		

Table 4B. Analytical Results for Surface Water, Historical
Plantation Pipe Line Company
Lewis Drive Remediation Site, Belton, South Carolina
Site ID #18693 "Kinder Morgan Belton Pipeline Release"

Location	Sample ID	Date Collected	Units	Analyte													
				Benzene		Ethylbenzene		Toluene		m&p-Xylene		o-Xylene		Naphthalene		MTBE	
Screening Value (µg/L):				2.2	^a	530	^a	1,000	^a	NA	^b	NA	^b	NA	^b	NA	^b
SW-13	SW13-071218	7/12/2018	µg/L	1	U	1	U	1	U	2	U	1	U	5	U	1	U
	SW13-081318	8/13/2018	µg/L	1	U	1	U	1	U	2	U	1	U	5	U	1	U
	SW13-091418	9/14/2018	µg/L	1	U	1	U	1	U	2	U	1	U	5	U	1	U
	SW13-120418	12/4/2018	µg/L	1	U	1	U	1.84		2	U	1	U	5	U	3.49	
	SW13-021919	2/19/2019	µg/L	1	U	1	U	1	U	2	U	1	U	5	U	1	U
	SW13-030719	3/7/2019	µg/L	1	U	1	U	1	U	2	U	1	U	5	U	11.0	
	SW13-051519	5/15/2019	µg/L	1	U	1	U	1	U	2	U	1	U	5	U	1.30	
SW13-060419	6/4/2019	µg/L	1	U	1	U	1	U	2	U	1	U	5	U	1.11		
SW-14	SW14-071817	7/18/2017	µg/L	1	U	1	U	1	U	2	U	1	U	5	U	NA	
	SW14-080217	8/2/2017	µg/L	1	U	1	U	1	U	2	U	1	U	5	U	NA	
	SW14-090517	9/5/2017	µg/L	1	U	1	U	1	U	2	U	1	U	5	U	NA	
	SW14-120517	12/5/2017	µg/L	1	U	1	U	1	U	2	U	1	U	5	U	NA	
	--	12/14/2017	--	NS-DW		NS-DW		NS-DW		NS-DW		NS-DW		NS-DW		NS-DW	
	SW14-010918	1/9/2018	µg/L	1	U	1	U	1	U	2	U	1	U	5	U	NA	
	SW14-020618	2/6/2018	µg/L	1	U	1	U	1	U	2	U	1	U	5	U	1	U
	SW14-030918	3/9/2018	µg/L	1	U	1	U	1	U	2	U	1	U	5	U	1	U
	SW14-040618	4/6/2018	µg/L	1	U	1	U	1.43		2	U	1	U	5	U	1	U
	SW14-050318	5/3/2018	µg/L	1	U	1	U	1	U	2	U	1	U	5	U	1	U
	SW14-060718	6/7/2018	µg/L	1	U	1	U	1	U	2	U	1	U	5	U	1.18	
	SW14-071218	7/12/2018	µg/L	1	U	1	U	1	U	2	U	1	U	5	U	1.33	
	SW14-091418	9/14/2018	µg/L	1	U	1	U	1	U	2	U	1	U	5	U	1	U
	SW14-120418	12/4/2018	µg/L	1	U	1	U	1	U	2	U	1	U	5	U	1.62	
SW14-021919	2/19/2019	µg/L	1	U	1	U	1	U	2	U	1	U	5	U	1.19		
SW14-030719	3/7/2019	µg/L	1	U	1	U	1	U	2	U	1	U	5	U	1.68		
SW14-051519	5/15/2019	µg/L	1	U	1	U	1	U	2	U	1	U	5	U	1.50		
SW14-060419	6/4/2019	µg/L	1	U	1	U	1	U	2	U	1	U	5	U	1	U	
FP-01	FP01-031616	3/16/2016	µg/L	1	U	1	U	1	U	2	U	1	U	1	U	NA	
	FP01-042716	4/27/2016	µg/L	1	U	1	U	1	U	2	U	1	U	1	U	NA	
	FP01-050916	5/9/2016	µg/L	1	U	1	U	1	U	2	U	1	U	1	U	NA	
	FP01-062716	6/27/2016	µg/L	1	U	1	U	1	U	2	U	1	U	1	U	NA	
	FP01-072816	7/28/2016	µg/L	1	U	1	U	1	U	2	U	1	U	1	U	NA	
	FP01-081916	8/19/2016	µg/L	1	U	1	U	1	U	2	U	1	U	1	U	NA	
	FP01-092916	9/29/2016	µg/L	1	U	1	U	1	U	2	U	1	U	1	U	NA	
	FP01-103116	10/31/2016	µg/L	1	U	1	U	1	U	2	U	1	U	1	U	NA	
	FP01-112816	11/28/2016	µg/L	1	U	1	U	1	U	2	U	1	U	1	U	NA	
FP01-122916	12/29/2016	µg/L	1	U	1	U	1	U	2	U	1	U	1	U	NA		

Table 4B. Analytical Results for Surface Water, Historical
Plantation Pipe Line Company
Lewis Drive Remediation Site, Belton, South Carolina
Site ID #18693 "Kinder Morgan Belton Pipeline Release"

Location	Sample ID	Date Collected	Units	Analyte													
				Benzene		Ethylbenzene		Toluene		m&p-Xylene		o-Xylene		Naphthalene		MTBE	
Screening Value (µg/L):				2.2	^a	530	^a	1,000	^a	NA	^b	NA	^b	NA	^b	NA	^b
FP-01	FP01-012017	1/20/2017	µg/L	1	U	1	U	1	U	2	U	1	U	1	U	NA	
	FP01-022817	2/28/2017	µg/L	1	U	1	U	1	U	2	U	1	U	5	U	NA	
	FP01-031517	3/15/2017	µg/L	1	U	1	U	1	U	2	U	1	U	5	U	NA	
	FP-01-032117	3/21/2017	µg/L	1	U	1	U	1	U	2	U	1	U	5	U	NA	
	FP-01-033017	3/30/2017	µg/L	1	U	1	U	1	U	2	U	1	U	5	U	NA	
	FP-01-040517	4/5/2017	µg/L	1	U	1	U	1	U	2	U	1	U	5	U	NA	
	FP-01-050417	5/4/2017	µg/L	1	U	1	U	1	U	2	U	1	U	5	U	NA	
	FP-01-061317	6/13/2017	µg/L	1	U	1	U	1	U	2	U	1	U	5	U	NA	
	FP-01-071817	7/18/2017	µg/L	1	U	1	U	1	U	2	U	1	U	5	U	NA	
	FP-01-080217	8/2/2017	µg/L	1	U	1	U	1	U	2	U	1	U	5	U	NA	
	FP-01-090517	9/5/2017	µg/L	1	U	1	U	1	U	2	U	1	U	5	U	NA	
	FP-01-120517	12/5/2017	µg/L	1	U	1	U	1	U	2	U	1	U	5	U	NA	
	FP-01-121417	12/14/2017	µg/L	1	U	1	U	1	U	2	U	1	U	5	U	NA	
	FP01-010918	1/9/2018	µg/L	1	U	1	U	1	U	2	U	1	U	5	U	NA	
	FP01-020618	2/6/2018	µg/L	1	U	1	U	1	U	2	U	1	U	5	U	1	U
	FP01-030918	3/9/2018	µg/L	1	U	1	U	1	U	2	U	1	U	5	U	1	U
	FP01-040618	4/6/2018	µg/L	1	U	1	U	1	U	2	U	1	U	5	U	1	U
	FP01-050318	5/3/2018	µg/L	1	U	1	U	1	U	2	U	1	U	5	U	1	U
FP01-060718	6/7/2018	µg/L	1	U	1	U	1	U	2	U	1	U	5	U	1	U	
FP01-071218	7/12/2018	µg/L	1	U	1	U	1	U	2	U	1	U	5	U	1	U	
FP-02	FP02-031616	3/16/2016	µg/L	1	U	1	U	1	U	2	U	1	U	1	U	NA	
	FP02-042716	4/27/2016	µg/L	1	U	1	U	1	U	2	U	1	U	1	U	NA	
	FP02-050916	5/9/2016	µg/L	1	U	1	U	1	U	2	U	1	U	1	U	NA	
	FP02-062716	6/27/2016	µg/L	1	U	1	U	1	U	2	U	1	U	1	U	NA	
	FP02-072816	7/28/2016	µg/L	1	U	1	U	1	U	2	U	1	U	1	U	NA	
	FP02-081916	8/19/2016	µg/L	1	U	1	U	1	U	2	U	1	U	1	U	NA	
	FP02-092916	9/29/2016	µg/L	1	U	1	U	1	U	2	U	1	U	1	U	NA	
	FP02-103116	10/31/2016	µg/L	1	U	1	U	1	U	2	U	1	U	1	U	NA	
	FP02-112816	11/28/2016	µg/L	1	U	1	U	1	U	2	U	1	U	1	U	NA	
	FP02-122916	12/29/2016	µg/L	1	U	1	U	1	U	2	U	1	U	1	U	NA	
	FP02-012017	1/20/2017	µg/L	1	U	1	U	1	U	2	U	1	U	1	U	NA	
	FP02-022817	2/28/2017	µg/L	1	U	1	U	1	U	2	U	1	U	5	U	NA	
	FP02-031517	3/15/2017	µg/L	1	U	1	U	1	U	2	U	1	U	5	U	NA	
	FP-02-032117	3/21/2017	µg/L	1	U	1	U	1	U	2	U	1	U	5	U	NA	
FP-02-033017	3/30/2017	µg/L	1	U	1	U	1	U	2	U	1	U	5	U	NA		
FP-02-040517	4/5/2017	µg/L	1	U	1	U	1	U	2	U	1	U	5	U	NA		

Table 4B. Analytical Results for Surface Water, Historical
Plantation Pipe Line Company
Lewis Drive Remediation Site, Belton, South Carolina
Site ID #18693 "Kinder Morgan Belton Pipeline Release"

Location	Sample ID	Date Collected	Units	Analyte													
				Benzene		Ethylbenzene		Toluene		m&p-Xylene		o-Xylene		Naphthalene		MTBE	
Screening Value (µg/L):				2.2	^a	530	^a	1,000	^a	NA	^b	NA	^b	NA	^b	NA	^b
FP-02	FP-02-050417	5/4/2017	µg/L	1	U	1	U	1	U	2	U	1	U	5	U	NA	
	FP-02-061317	6/13/2017	µg/L	1	U	1	U	1	U	2	U	1	U	5	U	NA	
	FP-02-071817	7/18/2017	µg/L	1	U	1	U	1	U	2	U	1	U	5	U	NA	
	FP-02-080217	8/2/2017	µg/L	1	U	1	U	1	U	2	U	1	U	5	U	NA	
	FP-02-090517	9/5/2017	µg/L	1	U	1	U	1	U	2	U	1	U	5	U	NA	
	FP-02-120517	12/5/2017	µg/L	1	U	1	U	1	U	2	U	1	U	5	U	NA	
	FP-02-121417	12/14/2017	µg/L	1	U	1	U	1	U	2	U	1	U	5	U	NA	
	FP02-010918	1/9/2018	µg/L	1	U	1	U	1	U	2	U	1	U	5	U	NA	
	FP02-020618	2/6/2018	µg/L	1	U	1	U	1	U	2	U	1	U	5	U	1	U
	FP02-030918	3/9/2018	µg/L	1	U	1	U	1	U	2	U	1	U	5	U	1	U
	FP02-040618	4/6/2018	µg/L	1	U	1	U	1	U	2	U	1	U	5	U	1	U
	FP02-050318	5/3/2018	µg/L	1	U	1	U	1	U	2	U	1	U	5	U	1	U
	FP02-060718	6/7/2018	µg/L	1	U	1	U	1	U	2	U	1	U	5	U	1	U
FP02-071218	7/12/2018	µg/L	1	U	1	U	1	U	2	U	1	U	5	U	1	U	
FP-03	FP03-031616	3/16/2016	µg/L	1	U	1	U	1	U	2	U	1	U	1	U	NA	
	FP03-042716	4/27/2016	µg/L	1	U	1	U	1	U	2	U	1	U	1	U	NA	
	FP03-050916	5/9/2016	µg/L	1	U	1	U	1	U	2	U	1	U	1	U	NA	
	FP03-062716	6/27/2016	µg/L	1	U	1	U	1	U	2	U	1	U	1	U	NA	
	FP03-072816	7/28/2016	µg/L	1	U	1	U	1	U	2	U	1	U	1	U	NA	
	--	8/19/2016	--	NS-HS		NS-HS		NS-HS		NS-HS		NS-HS		NS-HS		NS-HS	
	FP03-092916	9/29/2016	µg/L	1	U	1	U	1	U	2	U	1	U	1	U	NA	
	FP03-103116	10/31/2016	µg/L	1	U	1	U	1	U	2	U	1	U	1	U	NA	
	FP03-112816	11/28/2016	µg/L	1	U	1	U	1	U	2	U	1	U	1	U	NA	
	FP03-122916	12/29/2016	µg/L	1	U	1	U	1	U	2	U	1	U	1	U	NA	
	FP03-012017	1/20/2017	µg/L	1	U	1	U	1	U	2	U	1	U	1	U	NA	
	FP03-022817	2/28/2017	µg/L	1	U	1	U	1	U	2	U	1	U	5	U	NA	
	FP03-031517	3/15/2017	µg/L	1	U	1	U	1	U	2	U	1	U	5	U	NA	
	FP-03-032117	3/21/2017	µg/L	1	U	1	U	1	U	2	U	1	U	5	U	NA	
	FP-03-033017	3/30/2017	µg/L	1	U	1	U	1	U	2	U	1	U	5	U	NA	
	--	4/5/2017	--	NS-HS		NS-HS		NS-HS		NS-HS		NS-HS		NS-HS		NS-HS	
	FP-03-050417	5/4/2017	µg/L	1	U	1	U	1	U	2	U	1	U	5	U	NA	
	FP-03-061317	6/13/2017	µg/L	1	U	1	U	1	U	2	U	1	U	5	U	NA	
	FP-03-071817	7/18/2017	µg/L	1	U	1	U	1	U	2	U	1	U	5	U	NA	
FP-03-080217	8/2/2017	µg/L	1	U	1	U	1	U	2	U	1	U	5	U	NA		
FP-03-090517	9/5/2017	µg/L	1	U	1	U	1	U	2	U	1	U	5	U	NA		
FP-03-120517	12/5/2017	µg/L	1	U	1	U	1	U	2	U	1	U	5	U	NA		

Table 4B. Analytical Results for Surface Water, Historical
Plantation Pipe Line Company
Lewis Drive Remediation Site, Belton, South Carolina
Site ID #18693 "Kinder Morgan Belton Pipeline Release"

Location	Sample ID	Date Collected	Units	Analyte													
				Benzene		Ethylbenzene		Toluene		m&p-Xylene		o-Xylene		Naphthalene		MTBE	
Screening Value (µg/L):				2.2	^a	530	^a	1,000	^a	NA	^b	NA	^b	NA	^b	NA	^b
FP-03	FP-03-121417	12/14/2017	µg/L	1	U	1	U	1	U	2	U	1	U	5	U	NA	
	FP03-010918	1/9/2018	µg/L	1	U	1	U	1	U	2	U	1	U	5	U	NA	
	FP03-020618	2/6/2018	µg/L	1	U	1	U	1	U	2	U	1	U	5	U	1	U
	FP03-030918	3/9/2018	µg/L	1	U	1	U	1	U	2	U	1	U	5	U	1	U
	FP03-040618	4/6/2018	µg/L	1	U	1	U	1	U	2	U	1	U	5	U	1	U
	FP03-050318	5/3/2018	µg/L	1	U	1	U	1	U	2	U	1	U	5	U	1	U
	FP03-060718	6/7/2018	µg/L	1	U	1	U	1	U	2	U	1	U	5	U	1	U
	FP03-071218	7/12/2018	µg/L	1	U	1	U	1	U	2	U	1	U	5	U	1	U

Notes:

^a South Carolina Department of Health and Environmental Control (DHEC) R.61-68, Water Classifications and Standards, Human Health for consumption of water and organism, June 27, 2014.

^b Screening levels for these analytes are not specified in DHEC R. 61-68.

^c The analyte was analyzed for, but was not detected above the laboratory reporting/quantitation limit. However, the laboratory reporting/quantitation limit is above the screening criteria. The actual absence or presence of this analyte between the screening criteria and the laboratory reporting/quantitation limit cannot be determined.

Samples analyzed by EPA Method SW 8260B.

Gray shading indicates the analyte exceeded its screening value.

Gray shading indicates the analyte exceeded its screening value.

µg/L = microgram(s) per liter

FP = fishing pond

ID = identification

J = estimated

MTBE = methyl tertiary butyl ether

NA = not applicable

NS-DW = sample not collected due to location being in a different watershed

NS-HS = sample not collected due to health and safety concerns

NS-IW = sample not collected due to insufficient volume of water in well

SW = surface water

U = analyte was not detected above the reported sample quantitation limit

Table 5A. Analytical Results for Groundwater, Second Quarter 2019

Plantation Pipe Line Company

Lewis Drive Remediation Site, Belton, South Carolina

Site ID #18693 "Kinder Morgan Belton Pipeline Release"

Location	Sample ID	Sample Date	Units	Analyte														
				Benzene	Ethylbenzene	Toluene	Total Xylenes	1,2-DCA	MTBE	Naphthalene	EDB							
RBSL ^a :			µg/L	5.0		700		1,000		10,000		5.0		40		25		0.05
MW-01	MW-01-060519	6/5/2019	µg/L	1	U	1	U	1	U	3	U	1	U	1	U	5	U	--
MW-01B	MW-01B-060519	6/5/2019	µg/L	1.82		1	U	1	U	3	U	1	U	1.00		5	U	--
MW-02	MW-02-060419	6/4/2019	µg/L	1	U	1	U	1	U	3	U	1	U	1	U	5	U	--
MW-02B	MW-02B-060419	6/4/2019	µg/L	1	U	1	U	1	U	3	U	1	U	1	U	5	U	--
MW-03	MW-03-060419	6/4/2019	µg/L	1	U	1	U	1	U	3	U	1	U	1	U	5	U	--
MW-04	MW-04-060419	6/4/2019	µg/L	1	U	1	U	1	U	3	U	1	U	1	U	5	U	--
MW-05	MW-05-060419	6/4/2019	µg/L	1	U	1	U	1	U	3	U	1	U	1	U	5	U	--
MW-06	MW-06-060419	6/4/2019	µg/L	1	U	1	U	1	U	3	U	1	U	1	U	5	U	--
MW-06B	MW-06B-060419	6/4/2019	µg/L	1	U	1	U	4.53		3	U	1	U	1	U	5	U	--
MW-07	MW-07-051519	5/15/2019	µg/L	2,030		169		3,440		3,110		1	U	1	U	9.44		--
	MW-07-060419	6/4/2019	µg/L	1,940		168		3,390		2,740		1	U	1	U	6.90		--
MW-08	MW-08-060419	6/4/2019	µg/L	1	U	1	U	1	U	3	U	1	U	1	U	5	U	--
MW-09	MW-09-060419	6/4/2019	µg/L	1	U	1	U	1.66		3	U	1	U	3.95		5	U	--
MW-09B	MW-09B-060419	6/4/2019	µg/L	1	U	1	U	1	U	3	U	1	U	1	U	5	U	--
MW-10	MW-10-060419	6/4/2019	µg/L	1	U	1	U	1	U	3	U	1	U	1	U	5	U	--
MW-11	MW-11-060519	6/5/2019	µg/L	6,940		1,660		22,500		9,020		200	U ^b	200	U ^b	1,000	U ^b	--
MW-12	MW-12-060519	6/5/2019	µg/L	1	U	1	U	1	U	3	U	1	U	1	U	5	U	--
MW-12B	MW-12B-060519	6/5/2019	µg/L	88.4		38.0		5	U	15.2		5	U	5	U	25	U	--
MW-13	MW-13-060519	6/5/2019	µg/L	35.2		5	U	5	U	19.6		5	U	5	U	25	U	--
MW-13B	MW-13B-060519	6/5/2019	µg/L	195		25.3		302		194		5	U	140		25	U	--
MW-14	MW-14-060519	6/5/2019	µg/L	1	U	1	U	1	U	3	U	1	U	1	U	5	U	--
MW-14B	MW-14B-060519	6/5/2019	µg/L	9.13		1	U	1.01		6.57		1	U	17.7		5	U	--
MW-15	MW-15-060519	6/5/2019	µg/L	1.03		1	U	1	U	3	U	1	U	4.33		5	U	--
MW-15B	MW-15B-051519	5/15/2019	µg/L	721		118		1,180		526		1	U	96.6		19.5		--
	MW-15B-060519	6/5/2019	µg/L	590		48.4		1,090		492		10	U ^b	98.0		50	U ^b	--
MW-16	MW-16-060419	6/4/2019	µg/L	9.56		15.4		78.9		162		1.06		1	U	192		--
MW-17	MW-17-060519	6/5/2019	µg/L	44.9		5	U	10.7		87.1		5	U	16.1		25	U	--
MW-17B	MW-17B-051419	5/14/2019	µg/L	7,320		1,070		18,500		8,370		25	U ^b	256		201		--
	MW-17B-060519	6/5/2019	µg/L	7,390		1,220		16,600		7,740		200	U ^b	312		1,000	U ^b	--
MW-18	MW-18-060419	6/4/2019	µg/L	1.46		2.92		20.9		42.0		2.36		13.6		87.5		--
MW-19	MW-19-060519	6/5/2019	µg/L	5	U	5	U	5	U	30.4		5	U	5	U	25	U	--
MW-20	MW-20-051519	5/15/2019	µg/L	4,180		758		8970		7620		100	U ^b	105		636		--
	MW-20-060519	6/5/2019	µg/L	11,200		1460		22800		10200		50	U ^b	174		437		--
MW-21	MW-21-060519	6/5/2019	µg/L	1	U	1	U	1	U	3	U	1	U	1	U	5	U	--
MW-22	MW-22-060519	6/5/2019	µg/L	1	U	1	U	1	U	3	U	1	U	1	U	5	U	--
MW-23	MW-23-051419	5/14/2019	µg/L	412		5.37		20.7		190		1	U	28.0		10.9		--
	MW-23-060519	6/5/2019	µg/L	520		5	U	5.77		211		5	U	27.7		25	U	--

Table 5A. Analytical Results for Groundwater, Second Quarter 2019

Plantation Pipe Line Company

Lewis Drive Remediation Site, Belton, South Carolina

Site ID #18693 "Kinder Morgan Belton Pipeline Release"

Location	Sample ID	Sample Date	Units	Analyte														
				Benzene		Ethylbenzene		Toluene		Total Xylenes		1,2-DCA		MTBE		Naphthalene		EDB
RBSL ^a :			µg/L	5.0		700		1,000		10,000		5.0		40		25		0.05
MW-23B	MW-23B-060519	6/5/2019	µg/L	1	U	1	U	1	U	3	U	1	U	1	U	5	U	--
MW-24	MW-24-060519	6/5/2019	µg/L	1	U	1	U	1	U	3	U	1	U	1	U	5	U	--
MW-24B	MW-24B-060519	6/5/2019	µg/L	1	U	1	U	1	U	3	U	1	U	1	U	5	U	--
MW-25	MW-25-060519	6/5/2019	µg/L	1	U	1	U	1	U	3	U	1	U	1	U	5	U	--
MW-25B	MW-25B-060519	6/5/2019	µg/L	1	U	1	U	1	U	3	U	1	U	1	U	5	U	--
MW-26	MW-26-051519	5/15/2019	µg/L	1	U	1	U	1	U	3	U	1	U	1	U	5	U	--
	MW-26-060519	6/5/2019	µg/L	1	U	1	U	1	U	3	U	1	U	1	U	5	U	--
MW-26B	MW-26B-060519	6/5/2019	µg/L	1	U	1	U	1	U	3	U	1	U	1	U	5	U	--
MW-27	MW-27-060519	6/5/2019	µg/L	1.33		1	U	5.04		11.0		1	U	1	U	5	U	--
MW-27B	MW-27B-060519	6/5/2019	µg/L	1	U	1.85		3.59		14.7		1	U	1	U	5	U	--
MW-28	MW-28-060519	6/5/2019	µg/L	1	U	1	U	1	U	3	U	1	U	1	U	5	U	--
MW-29	MW-29-060519	6/5/2019	µg/L	1	U	1	U	1	U	3	U	1	U	1	U	5	U	--
MW-30	MW-30-060419	6/4/2019	µg/L	1	U	1	U	1	U	3	U	1	U	1	U	5	U	--
MW-31	MW-31-060519	6/5/2019	µg/L	1	U	1	U	1	U	3	U	1	U	1	U	5	U	--
MW-32	MW-32-060419	6/4/2019	µg/L	1	U	1	U	1	U	3	U	1	U	1	U	5	U	--
MW-33T	MW-33T-060519	6/5/2019	µg/L	1	U	1	U	1	U	3	U	1	U	1	U	5	U	--
MW-34	MW-34-051519	5/15/2019	µg/L	162		2.18		2.63		14.9		1	U	163		5	U	--
	MW-34-060519	6/5/2019	µg/L	36.6		5	U	5	U	15	U	5	U	148		25	U	--
MW-35	MW-35-060519	6/5/2019	µg/L	1	U	1	U	4.52		3	U	1	U	1	U	5	U	--
MW-36	MW-36-051519	5/15/2019	µg/L	1160		5	U	78.4		482		5	U	292		228		--
	MW-36-060419	6/4/2019	µg/L	1100		1	U	48.1		428		1	U	1	U	5	U	--
MW-36B	MW-36B-060419	6/4/2019	µg/L	1	U	1	U	1	U	3	U	1	U	1	U	5	U	--
MW-37	MW-37-051519	5/15/2019	µg/L	1	U	1	U	1	U	3	U	1	U	1	U	5	U	--
	MW-37-060519	6/5/2019	µg/L	1	U	1	U	1	U	3	U	1	U	1	U	5	U	--
MW-38	MW-38-051519	5/15/2019	µg/L	614		1	U	1.42		178		1	U	95.6		10.1		--
	MW-38-060519	6/5/2019	µg/L	950		100	U	100	U	300	U	100	U ^b	118		500	U ^b	--
MW-39	MW-39-051519	5/15/2019	µg/L	1	U	1	U	1	U	3	U	1	U	89.4		5	U	--
	MW-39-060519	6/5/2019	µg/L	1	U	1	U	1	U	3	U	1	U	156		5	U	--
MW-40	MW-40-051419	5/14/2019	µg/L	1	U	1	U	1	U	3	U	1	U	2.12		5	U	--
	MW-40-060519	6/5/2019	µg/L	1	U	1	U	1	U	3	U	1	U	1.81		5	U	--
MW-41	MW-41-051519	5/15/2019	µg/L	1	U	1	U	1	U	3	U	1	U	1	U	5	U	--
	MW-41-060519	6/5/2019	µg/L	1	U	1	U	1	U	3	U	1	U	1	U	5	U	--
MW-42	MW-42-060519	6/5/2019	µg/L	1	U	1	U	1	U	3	U	1	U	1	U	5	U	--
MW-43	MW-43-060519	6/5/2019	µg/L	1	U	1	U	1	U	3	U	1	U	1	U	5	U	--
MW-43B	MW-43B-060519	6/5/2019	µg/L	1	U	1	U	1	U	3	U	1	U	1	U	5	U	--
MW-44	MW-44-060419	6/4/2019	µg/L	1	U	1	U	1	U	3	U	1	U	1	U	5	U	--
MW-44B	MW-44B-060419	6/4/2019	µg/L	1	U	1	U	1	U	3	U	1	U	1	U	5	U	--

Table 5A. Analytical Results for Groundwater, Second Quarter 2019

Plantation Pipe Line Company

Lewis Drive Remediation Site, Belton, South Carolina

Site ID #18693 "Kinder Morgan Belton Pipeline Release"

Location	Sample ID	Sample Date	Units	Analyte														
				Benzene	Ethylbenzene	Toluene	Total Xylenes	1,2-DCA	MTBE	Naphthalene	EDB							
RBSL ^a :			µg/L	5.0	700	1,000	10,000	5.0	40	25	0.05							
MW-45	MW-45-060519	6/5/2019	µg/L	1	U	1	U	1	U	3	U	1	U	47.7	5	U	--	
MW-45B	MW-45B-060519	6/5/2019	µg/L	1	U	1	U	1	U	3	U	1	U	1	U	5	U	--
MW-46	MW-46-051419	5/14/2019	µg/L	1300		2.27		54.8		412		1	U	174		28.9		--
	MW-46-060519	6/5/2019	µg/L	1300		10	U	19.5		400		10	U ^b	278		50	U ^b	--
MW-47	MW-47-060519	6/5/2019	µg/L	1	U	1	U	1	U	3	U	1	U	1	U	5	U	--
MW-48B	MW-48B-060519	6/5/2019	µg/L	1	U	1	U	1	U	3	U	1	U	1.45	5	U	--	
MW-49	MW-49-060519	6/5/2019	µg/L	1	U	1	U	1	U	3	U	1	U	1	U	5	U	--
MW-50B	MW-50B-060519	6/5/2019	µg/L	1	U	1	U	1	U	3	U	1	U	44.1	5	U	--	
MW-51	MW-51-051519	5/15/2019	µg/L	1	U	1	U	1	U	3	U	1	U	1	U	5	U	--
MW-52	MW-52-051519	5/15/2019	µg/L	1	U	1	U	1	U	3	U	1	U	1	U	5	U	--
MW-53	MW-53-051519	5/15/2019	µg/L	1	U	1	U	1	U	3	U	1	U	1	U	5	U	--
MW-54	MW-54-051519	5/15/2019	µg/L	1	U	1	U	1	U	3	U	1	U	1	U	5	U	--
MW-55	MW-55-040919	4/9/2019	µg/L	1	U	1	U	1	U	3	U	1	U	1	U	5	U	--
	MW-55-051519	5/15/2019	µg/L	1	U	1	U	1	U	3	U	1	U	1	U	5	U	--
MW-56	MW-56-040919	4/9/2019	µg/L	209		1	U	2.57		93.9		1	U	79.9		5	U	--
	MW-56-051519	5/15/2019	µg/L	299		1	U	4.11		119		1	U	86.2		5.33		--
MW-57	MW-57-040919	4/9/2019	µg/L	1340		2.81		42		406		1	U	198		20.5		--
	MW-57-051519	5/15/2019	µg/L	535		1.36		11.1		178		1	U	169		8.65		--

Notes:

^a RBSL = Risk-based screening level identified in South Carolina Underground Storage Tank Management Division Programmatic Quality Assurance Program Plan, Revision 3.1, Table D1 "RBSLs for Groundwater," February 2016.

^b The constituent was analyzed for, but was not detected above the laboratory reporting/quantitation limit. However, the laboratory reporting/quantitation limit is above the screening criteria. The actual absence or presence of this analyte between the screening criteria and the laboratory reporting/quantitation limit cannot be determined.

Samples analyzed by EPA Methods SW 8260B.

Bold indicates the analyte was detected above the method detection limit.

Gray shading indicates the analyte exceeded RBSLs.

µg/L = microgram(s) per liter

1,2-DCA = 1,2-dichloroethane

BCPZ = Brown's Creek Protection Zone

CCPZ = Cupboard Creek Protection Zone

SBZ = Shallow Bedrock Zone

EDB = 1,2-dibromoethane

ID = identification

MTBE = methyl tertiary butyl ether

MW = monitoring well

NS-FP = sample not collected due to the presence of free product in the well

NS-HS = sample not collected due to health and safety concerns

NS-IW = sample not collected due to insufficient volume of water in well

NS-OL = sample not collected because it was overlooked in the field

NS-SL = sample not analyzed due to sample being lost in transit to laboratory

NS-PS = sample not collected due to observation of product sheen in well

U = analyte was not detected above the reported sample quantitation limit

Table 5B. Analytical Results for Groundwater, Historical
 Plantation Pipe Line Company
 Lewis Drive Remediation Site, Belton, South Carolina
 Site ID #18693 "Kinder Morgan Belton Pipeline Release"

Location	Sample ID	Sample Date	Units	Analyte																
				Benzene	Ethylbenzene	Toluene	Total Xylenes	1,2-DCA	MTBE	Naphthalene	EDB									
RBSL ^a :			µg/L	5.0		700		1,000		10,000		5.0		40		25		0.05		
MW-01	MW-01-072715	7/27/2015	µg/L	5	U ^b	5	U	5	U	10	U	5	U ^b	5	U	5	U	0.02	U	
	MW-01-012716	1/27/2016	µg/L	1	U	1	U	1	U	2	U	1	U	1	U	1	U	0.02	U	
	--	11/28/2016	--	NS-IW		NS-IW		NS-IW		NS-IW		NS-IW		NS-IW		NS-IW		NS-IW		
	MW-01-062817	6/28/2017	µg/L	1	U	1	U	1	U	3	U	1	U	1	U	5	U	--		
	MW-01-090717	9/7/2017	µg/L	1	U	1	U	1	U	3	U	1	U	1	U	5	U	--		
	MW-01-120517	12/5/2017	µg/L	1	U	1	U	1	U	3	U	1	U	1	U	5	U	--		
	MW-01-030818	3/8/2018	µg/L	1.85		1	U	1	U	3	U	1	U	1	U	5	U	--		
	MW-01-060518	6/5/2018	µg/L	1	U	1	U	1	U	3	U	1	U	1	U	5	U	--		
	MW-01-091118	9/11/2018	µg/L	2.02		1	U	1	U	3	U	1	U	1	U	5	U	--		
	MW-01-120518	12/5/2018	µg/L	1	U	1	U	1	U	3	U	1	U	1	U	5	U	--		
	MW-01-030519	3/5/2019	µg/L	1	U	1	U	1	U	3	U	1	U	1	U	5	U	--		
MW-01-060519	6/5/2019	µg/L	1	U	1	U	1	U	3	U	1	U	1	U	5	U	--			
MW-01B	MW-01B-080415	8/4/2015	µg/L	5	U ^b	5	U	5	U	10	U	5	U ^b	5	U	5	U	0.02	U	
	MW-01B-012716	1/27/2016	µg/L	1	U	1	U	1	U	2	U	1	U	1	U	1	U	0.019	U	
	MW-01B-120116	12/1/2016	µg/L	1	U	1	U	1.4		5.6		1	U	1	U	1.3		--		
	MW-01B-062817	6/28/2017	µg/L	1	U	1	U	1	U	3	U	1	U	1	U	5	U	--		
	MW-01B-090717	9/7/2017	µg/L	1	U	1	U	1	U	3	U	1	U	1	U	5	U	--		
	MW-01B-120517	12/5/2017	µg/L	1	U	1	U	1	U	3	U	1	U	1	U	5	U	--		
	MW-01B-030818	3/8/2018	µg/L	3.51		1	U	1	U	3	U	1	U	1	U	5	U	--		
	MW-01B-060518	6/5/2018	µg/L	8.96		1	U	1	U	3	U	1	U	1	U	5	U	--		
	MW-01B-091118	9/11/2018	µg/L	11.1		1	U	1	U	3	U	1	U	1	U	5	U	--		
	MW-01B-120518	12/5/2018	µg/L	8.30		1	U	1	U	3	U	1	U	1	U	5	U	--		
	MW-01B-030519	3/5/2019	µg/L	3.32		1	U	1	U	3	U	1	U	1.02		5	U	--		
MW-01B-060519	6/5/2019	µg/L	1.82		1	U	1	U	3	U	1	U	1.00		5	U	--			
MW-02	MW-02-072715	7/27/2015	µg/L	4,320		625	U	9,670		2,460		5	U ^b	171		74.7		0.02	U	
	MW-02-012616	1/26/2016	µg/L	9,500		1,160		25,000		6,310		50	U ^b	285		139		0.019	U	
	--	11/28/2016	--	NS-FP		NS-FP		NS-FP		NS-FP		NS-FP		NS-FP		NS-FP		NS-FP		
	MW-02-062917	6/29/2017	µg/L	8,040		833		27,100		9,890		250	U ^b	250	U ^b	1,250	U ^b	--		
	MW-02-090817	9/8/2017	µg/L	2,340		181		7,120		8,510		50	U ^b	50	U ^b	389		--		
	MW-02-100417	10/4/2017	µg/L	3,510		306		11,900		11,200		50	U ^b	53.9		250	U ^b	--		
	MW-02-110817	11/8/2017	µg/L	850		100	U	1,370		3,520		100	U ^b	100	U ^b	500	U ^b	--		
	MW-02-120717	12/7/2017	µg/L	153		15.1		313		441		1	U	70.9		12.8		--		
	MW-02-010918	1/9/2018	µg/L	307		10	U	878		1,300		10	U ^b	61.8		63.7		--		
	MW-02-020618	2/6/2018	µg/L	30.5		1.09		29.6		88		1	U	32.0		5	U	--		
	MW-02-030718	3/7/2018	µg/L	131		34.1		594		442		1	U	27.6		34.5		--		
	MW-02-040618	4/6/2018	µg/L	72.5		8.96		94.7		501		1	U	18.4		5	U	--		
	MW-02-050318	5/3/2018	µg/L	35.4		7.50		14.9		163		1	U	8.0		5	U	--		
	MW-02-060618	6/6/2018	µg/L	1	U	1	U	3.19		3.7		1	U	1.25		5	U	--		
	MW-02-071218	7/12/2018	µg/L	1	U	1	U	1	U	3	U	1	U	1	U	5	U	--		
MW-02-091218	9/12/2018	µg/L	1	U	1	U	1	U	3	U	1	U	1	U	5	U	--			
MW-02-120618	12/6/2018	µg/L	1	U	1	U	1	U	3	U	1	U	1	U	5	U	--			

Table 5B. Analytical Results for Groundwater, Historical
 Plantation Pipe Line Company
 Lewis Drive Remediation Site, Belton, South Carolina
 Site ID #18693 "Kinder Morgan Belton Pipeline Release"

Location	Sample ID	Sample Date	Units	Analyte															
				Benzene	Ethylbenzene	Toluene	Total Xylenes	1,2-DCA	MTBE	Naphthalene	EDB								
RBSL ^a :			µg/L	5.0		700		1,000		10,000		5.0		40		25		0.05	
MW-02	MW-02-030719	3/7/2019	µg/L	1	U	1	U	1	U	3	U	1	U	1	U	5	U	--	
	MW-02-060419	6/4/2019	µg/L	1	U	1	U	1	U	3	U	1	U	1	U	5	U	--	
MW-02B	MW-02B-080415	8/4/2015	µg/L	5	U ^b	5	U	5	U	10	U	5	U ^b	5	U	5	U	0.02	U
	--	1/19/2016	--	NS-FP		NS-FP		NS-FP		NS-FP		NS-FP		NS-FP		NS-FP		NS-FP	
	MW-02B-030116	3/1/2016	µg/L	1	U	1	U	4.8		4.6		1	U	1	U	1	U	0.019	U
	--	11/28/2016	--	NS-IW		NS-IW		NS-IW		NS-IW		NS-IW		NS-IW		NS-IW		NS-IW	
	MW-02B-033117	3/31/2017	µg/L	1	U	1	U	1	U	3	U	1	U	1	U	5	U	--	
	MW-02B-062917	6/29/2017	µg/L	1	U	1	U	1	U	3	U	1	U	1	U	5	U	--	
	MW-02B-090817	9/8/2017	µg/L	1	U	1	U	1	U	3	U	1	U	1	U	5	U	--	
	MW-02B-120717	12/7/2017	µg/L	1	U	1	U	1.11		3	U	1	U	1	U	5	U	--	
	MW-02B-030718	3/7/2018	µg/L	1	U	1	U	1	U	3	U	1	U	1	U	5	U	--	
	MW-02B-060618	6/6/2018	µg/L	1	U	1	U	1	U	3	U	1	U	1	U	5	U	--	
	MW-02B-091218	9/12/2018	µg/L	1	U	1	U	1	U	3	U	1	U	1	U	5	U	--	
	MW-02B-120618	12/6/2018	µg/L	1	U	1	U	1	U	3	U	1	U	1	U	5	U	--	
	MW-02B-030719	3/7/2019	µg/L	1	U	1	U	1	U	3	U	1	U	1	U	5	U	--	
	MW-02B-060419	6/4/2019	µg/L	1	U	1	U	1	U	3	U	1	U	1	U	5	U	--	
MW-03	MW-03-072715	7/27/2015	µg/L	5	U ^b	5	U	5	U	10	U	5	U ^b	5	U	5	U	0.02	U
	MW-03-012516	1/25/2016	µg/L	108		20.1		958		598		1	U	1	U	11.1		0.02	U
	MW-03-120616	12/6/2016	µg/L	61.1		25.1		229		330		2	U	2	U	3.6		--	
	MW-03-062917	6/29/2017	µg/L	10.9		1	U	24.6		6.98		1	U	2.34		5	U	--	
	--	9/5/2017	--	NS-HS		NS-HS		NS-HS		NS-HS		NS-HS		NS-HS		NS-HS		NS-HS	
	--	10/3/2017	--	NS-IW		NS-IW		NS-IW		NS-IW		NS-IW		NS-IW		NS-IW		NS-IW	
	MW-03-110817	11/8/2017	µg/L	1	U	1	U	1	U	3	U	1	U	1	U	5	U	--	
	MW-03-120517	12/5/2017	µg/L	1	U	1	U	1	U	3	U	1	U	1	U	5	U	--	
	--	1/8/2018	--	NS-IW		NS-IW		NS-IW		NS-IW		NS-IW		NS-IW		NS-IW		NS-IW	
	MW-03-020618	2/6/2018	µg/L	1	U	1	U	1	U	3	U	1	U	1	U	5	U	--	
	MW-03-030718	3/7/2018	µg/L	1	U	1	U	1	U	3	U	1	U	1	U	5	U	--	
	MW-03-040618	4/6/2018	µg/L	1	U	1	U	1	U	3	U	1	U	1	U	5	U	--	
	MW-03-050318	5/3/2018	µg/L	1	U	1	U	1	U	3	U	1	U	1	U	5	U	--	
	MW-03-060618	6/6/2018	µg/L	1	U	1	U	1	U	3	U	1	U	1	U	5	U	--	
	MW-03-071218	7/12/2018	µg/L	1	U	1	U	1	U	3	U	1	U	1	U	5	U	--	
	MW-03-091318	9/13/2018	µg/L	1	U	1	U	1	U	3	U	1	U	1	U	5	U	--	
	MW-03-120618	12/6/2018	µg/L	1	U	1	U	1	U	3	U	1	U	1	U	5	U	--	
	MW-03-030719	3/7/2019	µg/L	1	U	1	U	1	U	3	U	1	U	1	U	5	U	--	
MW-03-060419	6/4/2019	µg/L	1	U	1	U	1	U	3	U	1	U	1	U	5	U	--		
MW-04	MW-04-072815	7/28/2015	µg/L	5	U ^b	5	U	5	U	10	U	5	U ^b	5	U	5	U	0.019	U
	MW-04-012516	1/25/2016	µg/L	1	U	1	U	1	U	2	U	1	U	1	U	1	U	0.02	U
	MW-04-120616	12/6/2016	µg/L	1	U	1	U	1	U	1	U	1	U	1	U	1	U	--	
	MW-04-062917	6/29/2017	µg/L	1	U	1	U	1	U	3	U	1	U	1	U	5	U	--	
	MW-04-090817	9/8/2017	µg/L	1	U	1	U	1	U	3	U	1	U	1	U	5	U	--	
	MW-04-120717	12/7/2017	µg/L	1	U	1	U	1	U	3	U	1	U	1	U	5	U	--	
MW-04-030718	3/7/2018	µg/L	1	U	1	U	1	U	3	U	1	U	1	U	5	U	--		

Table 5B. Analytical Results for Groundwater, Historical
 Plantation Pipe Line Company
 Lewis Drive Remediation Site, Belton, South Carolina
 Site ID #18693 "Kinder Morgan Belton Pipeline Release"

Location	Sample ID	Sample Date	Units	Analyte															
				Benzene	Ethylbenzene	Toluene	Total Xylenes	1,2-DCA	MTBE	Naphthalene	EDB								
RBSL ^a :			µg/L	5.0		700		1,000		10,000		5.0		40		25		0.05	
MW-04	MW-04-060618	6/6/2018	µg/L	1	U	1	U	1	U	3	U	1	U	1	U	5	U	--	
	MW-04-091318	9/13/2018	µg/L	1	U	1	U	1	U	3	U	1	U	1	U	5	U	--	
	MW-04-120618	12/6/2018	µg/L	1	U	1	U	1	U	3	U	1	U	1	U	5	U	--	
	MW-04-030719	3/7/2019	µg/L	1	U	1	U	1	U	3	U	1	U	1	U	5	U	--	
	MW-04-060419	6/4/2019	µg/L	1	U	1	U	1	U	3	U	1	U	1	U	5	U	--	
MW-05	MW-05-072815	7/28/2015	µg/L	5	U ^b	5	U	5	U	10	U	5	U ^b	5	U	5	U	0.019	U
	MW-05-012516	1/25/2016	µg/L	1	U	1	U	1	U	2	U	1	U	1	U	1	U	0.02	U
	--	11/28/2016	--	NS-IW		NS-IW		NS-IW		NS-IW		NS-IW		NS-IW		NS-IW		NS-IW	
	MW-05-050317	5/3/2017	µg/L	1	U	1	U	1	U	3	U	1	U	1	U	5	U	--	
	MW-05-062917	6/29/2017	µg/L	1	U	1	U	1	U	3	U	1	U	1	U	5	U	--	
	MW-05-071717	7/17/2017	µg/L	1	U	1	U	1	U	3	U	1	U	1	U	5	U	--	
	MW-05-080117	8/1/2017	µg/L	1	U	1	U	1	U	3	U	1	U	1	U	5	U	--	
	MW-05-090817	9/8/2017	µg/L	1	U	1	U	1	U	3	U	1	U	1	U	5	U	--	
	MW-05-100417	10/4/2017	µg/L	1	U	1	U	1	U	3	U	1	U	1	U	5	U	--	
	MW-05-110817	11/8/2017	µg/L	1	U	1	U	1	U	3	U	1	U	1	U	5	U	--	
	MW-05-120717	12/7/2017	µg/L	1	U	1	U	1	U	3	U	1	U	1	U	5	U	--	
	MW-05-010918	1/9/2018	µg/L	1	U	1	U	1	U	3	U	1	U	1	U	5	U	--	
	MW-05-020618	2/6/2018	µg/L	1	U	1	U	1	U	3	U	1	U	1	U	5	U	--	
	MW-05-030718	3/7/2018	µg/L	1	U	1	U	1	U	3	U	1	U	1	U	5	U	--	
	MW-05-040618	4/6/2018	µg/L	1	U	1	U	1	U	3	U	1	U	1	U	5	U	--	
	MW-05-050318	5/3/2018	µg/L	1	U	1	U	1	U	3	U	1	U	1	U	5	U	--	
	MW-05-060718	6/7/2018	µg/L	1	U	1	U	1	U	3	U	1	U	1	U	5	U	--	
	MW-05-071318	7/13/2018	µg/L	1	U	1	U	1	U	3	U	1	U	1	U	5	U	--	
	MW-05-091318	9/13/2018	µg/L	1	U	1	U	1	U	3	U	1	U	1	U	5	U	--	
	MW-05-120618	12/6/2018	µg/L	1	U	1	U	1	U	3	U	1	U	1	U	5	U	--	
MW-05-030719	3/7/2019	µg/L	1	U	1	U	1	U	3	U	1	U	1	U	5	U	--		
MW-05-060419	6/4/2019	µg/L	1	U	1	U	1	U	3	U	1	U	1	U	5	U	--		
MW-06	MW-06-072815	7/28/2015	µg/L	5	U ^b	5	U	5	U	10	U	5	U ^b	5	U	5	U	0.02	U
	MW-06-012116	1/21/2016	µg/L	1	U	1	U	1	U	2	U	1	U	1	U	1	U	0.02	U
	MW-06-120216	12/2/2016	µg/L	1	U	1	U	1	U	1	U	1	U	1	U	1	U	--	
	MW-06-062917	6/29/2017	µg/L	1	U	1	U	1	U	3	U	1	U	1	U	5	U	--	
	MW-06-090817	9/8/2017	µg/L	1	U	1	U	1	U	3	U	1	U	1	U	5	U	--	
	MW-06-120717	12/7/2017	µg/L	1	U	1	U	1	U	3	U	1	U	1	U	5	U	--	
	MW-06-030718	3/7/2018	µg/L	1	U	1	U	1	U	3	U	1	U	1	U	5	U	--	
	MW-06-060718	6/7/2018	µg/L	1	U	1	U	1	U	3	U	1	U	1	U	5	U	--	
	MW-06-091318	9/13/2018	µg/L	1	U	1	U	1	U	3	U	1	U	1	U	5	U	--	
	MW-06-120618	12/6/2018	µg/L	1	U	1	U	1	U	3	U	1	U	1	U	5	U	--	
MW-06B	MW-06B-120717	12/7/2017	µg/L	1	U	1	U	1	U	3	U	1	U	1	U	5	U	--	
	MW-06B-030718	3/7/2018	µg/L	1	U			3.63		3	U	1	U	1	U	5	U	--	
	MW-06B-060718	6/7/2018	µg/L	1	U			4.69		3	U	1	U	1	U	5	U	--	

Table 5B. Analytical Results for Groundwater, Historical
 Plantation Pipe Line Company
 Lewis Drive Remediation Site, Belton, South Carolina
 Site ID #18693 "Kinder Morgan Belton Pipeline Release"

Location	Sample ID	Sample Date	Units	Analyte															
				Benzene	Ethylbenzene	Toluene	Total Xylenes	1,2-DCA	MTBE	Naphthalene	EDB								
RBSL ^a :			µg/L	5.0		700		1,000		10,000		5.0		40		25		0.05	
MW-06B	MW-06B-091318	9/13/2018	µg/L	1	U	1	U	1.17		3	U	1	U	1	U	5	U	--	
	MW-06B-120618	12/6/2018	µg/L	1	U	1	U	1.89		3	U	1	U	1	U	5	U	--	
	MW-06B-030719	3/7/2019	µg/L	1	U	1	U	1.42		3	U	1	U	1	U	5	U	--	
	MW-06B-060419	6/4/2019	µg/L	1	U	1	U	4.53		3	U	1	U	1	U	5	U	--	
MW-07	--	7/27/2015	--	NS-IW		NS-IW		NS-IW		NS-IW		NS-IW		NS-IW		NS-IW		NS-IW	
	MW-07-012116	1/21/2016	µg/L	1,060		389		5,210		2,620		40	U ^b	40	U ^b	40	U ^b	0.02	U
	--	11/28/2016	--	NS-IW		NS-IW		NS-IW		NS-IW		NS-IW		NS-IW		NS-IW		NS-IW	
	MW-07-062917	6/29/2017	µg/L	4,290		629		17,700		4,990		250	U ^b	250	U ^b	1,250	U ^b	--	
	--	9/5/2017	--	NS-IW		NS-IW		NS-IW		NS-IW		NS-IW		NS-IW		NS-IW		NS-IW	
	--	10/3/2017	--	NS-IW		NS-IW		NS-IW		NS-IW		NS-IW		NS-IW		NS-IW		NS-IW	
	--	11/7/2017	--	NS-IW		NS-IW		NS-IW		NS-IW		NS-IW		NS-IW		NS-IW		NS-IW	
	--	12/4/2017	--	NS-IW		NS-IW		NS-IW		NS-IW		NS-IW		NS-IW		NS-IW		NS-IW	
	--	1/8/2018	--	NS-IW		NS-IW		NS-IW		NS-IW		NS-IW		NS-IW		NS-IW		NS-IW	
	--	2/6/2018	--	NS-IW		NS-IW		NS-IW		NS-IW		NS-IW		NS-IW		NS-IW		NS-IW	
	MW-07-030818	3/8/2018	µg/L	4,550		802		14,100		7,520		50	U ^b	50	U ^b	250	U ^b	--	
	--	4/6/2018	µg/L	NS-FP		NS-FP		NS-FP		NS-FP		NS-FP		NS-FP		NS-FP		NS-FP	
	MW-07-050318	5/3/2018	µg/L	6,330		662		16,500		9,060		250	U ^b	250	U ^b	1,250	U ^b	--	
	--	6/4/2018	--	NS-FP		NS-FP		NS-FP		NS-FP		NS-FP		NS-FP		NS-FP		NS-FP	
	MW-07-091218	9/12/2018	µg/L	4,620		639		13,600		6,180		1	U	1	U	82.5		--	
	MW-07-120618	12/6/2018	µg/L	4,850		574		13,400		9,890		100	U ^b	100	U ^b	500	U ^b	--	
	MW-07-021919	2/19/2019	µg/L	5,360		516		12,400		7,280		1	U	1	U	6.32		--	
	MW-07-030719	3/7/2019	µg/L	3,110		147		5,780		4,110		1	U	1	U	5	U	--	
	MW-07-051519	5/15/2019	µg/L	2,030		169		3,440		3,110		1	U	1	U	9.44		--	
MW-07-060419	6/4/2019	µg/L	1,940		168		3,390		2,740		1	U	1	U	6.90		--		
MW-08	--	7/28/2015	µg/L	5	U ^b	5	U	5	U	10	U	5	U ^b	5	U	5	U	0.02	U
	MW-08-012616	1/26/2016	µg/L	1	U	1	U	1	U	2	U	1	U	1	U	1	U	0.02	U
	MW-08-120616	12/6/2016	µg/L	1	U	1	U	14.4		7.1		1	U	1	U	1	U	--	
	MW-08-062917	6/29/2017	µg/L	1	U	1	U	1	U	3	U	1	U	1	U	5	U	--	
	MW-08-090817	9/8/2017	µg/L	1	U	1	U	1	U	3	U	1	U	1	U	5	U	--	
	MW-08-120717	12/7/2017	µg/L	1	U	1	U	1	U	3	U	1	U	1	U	5	U	--	
	MW-08-030718	3/7/2018	µg/L	1	U	1	U	1	U	3	U	1	U	1	U	5	U	--	
	MW-08-060618	6/6/2018	µg/L	1	U	1	U	1	U	3	U	1	U	1	U	5	U	--	
	MW-08-091318	9/13/2018	µg/L	1	U	1	U	1	U	3	U	1	U	1	U	5	U	--	
	--	12/3/2018	--	NS-PS		NS-PS		NS-PS		NS-PS		NS-PS		NS-PS		NS-PS		NS-PS	
	MW-08-030719	3/7/2019	µg/L	1	U	1	U	1	U	3	U	1	U	1	U	5	U	--	
MW-08-060419	6/4/2019	µg/L	1	U	1	U	1	U	3	U	1	U	1	U	5	U	--		
MW-09	--	7/27/2015	--	NS-FP		NS-FP		NS-FP		NS-FP		NS-FP		NS-FP		NS-FP		NS-FP	
	--	1/19/2016	--	NS-FP		NS-FP		NS-FP		NS-FP		NS-FP		NS-FP		NS-FP		NS-FP	
	--	11/28/2016	--	NS-FP		NS-FP		NS-FP		NS-FP		NS-FP		NS-FP		NS-FP		NS-FP	
	MW-09-062917	6/29/2017	µg/L	3,860		517		13,000		8,680		200	U ^b	200	U ^b	1,000	U ^b	--	
	--	9/5/2017	--	NS-FP		NS-FP		NS-FP		NS-FP		NS-FP		NS-FP		NS-FP		NS-FP	
	MW-09-120717	12/7/2017	µg/L	54.3		3.44		19.6		64.8		1	U	27.5		5	U	--	

Table 5B. Analytical Results for Groundwater, Historical
 Plantation Pipe Line Company
 Lewis Drive Remediation Site, Belton, South Carolina
 Site ID #18693 "Kinder Morgan Belton Pipeline Release"

Location	Sample ID	Sample Date	Units	Analyte															
				Benzene	Ethylbenzene	Toluene	Total Xylenes	1,2-DCA	MTBE	Naphthalene	EDB								
RBSL ^a :			µg/L	5.0		700		1,000		10,000		5.0		40		25		0.05	
MW-09	MW-09-030718	3/7/2018	µg/L	3.3		1	U	11.0		3.92		1	U	8.74		5	U	--	
	MW-09-060618	6/6/2018	µg/L	2.25		1	U	6.06		4.75		1	U	3.65		5	U	--	
	MW-09-091318	9/13/2018	µg/L	1	U	1	U	1	U	3	U	1	U	2.14		5	U	--	
	MW-09-120618	12/6/2018	µg/L	6.39		2.61		48.3		39.8		1	U	5.68		6.79		--	
	MW-09-030719	3/7/2019	µg/L	6.24		3.80		64.3		52.7		1	U	5.90		5	U	--	
	MW-09-060419	6/4/2019	µg/L	1	U	1	U	1.66		3	U	1	U	3.95		5	U	--	
MW-09B	MW-09B-120717	12/7/2017	µg/L	21.8		24.7		82.1		179		1	U	4.72		11.9		--	
	MW-09B-030718	3/7/2018	µg/L	4.36		4.5		18.1		33.3		1	U	1.37		5	U	--	
	MW-09B-060618	6/6/2018	µg/L	17.1		16.5		66.5		139		1	U	3.61		8.09		--	
	MW-09B-091318	9/13/2018	µg/L	1	U	1	U	5.90		4.44		1	U	1	U	5	U	--	
	MW-09B-120618	12/6/2018	µg/L	2.19		2.14		8.22		16.8		1	U	1	U	5	U	--	
	MW-09B-030719	3/7/2019	µg/L	13.2		13.7		51.1		110		1	U	2.46		6.54		--	
MW-10	MW-10-072815	7/28/2015	µg/L	5	U ^b	5	U	5	U	10	U	5	U ^b	5	U	5	U	0.019	U
	MW-10-012616	1/26/2016	µg/L	1	U	1	U	1	U	2	U	1	U	1	U	1	U	0.019	U
	MW-10-120616	12/6/2016	µg/L	1	U	1	U	1	U	1	U	1	U	1	U	1	U	--	
	MW-10-050317	5/3/2017	µg/L	1	U	1	U	1	U	3	U	1	U	1	U	5	U	--	
	MW-10-062917	6/29/2017	µg/L	1	U	1	U	1	U	3	U	1	U	1	U	5	U	--	
	MW-10-071717	7/17/2017	µg/L	1	U	1	U	1	U	3	U	1	U	1	U	5	U	--	
	MW-10-080117	8/1/2017	µg/L	1	U	1	U	1	U	3	U	1	U	1	U	5	U	--	
	MW-10-090817	9/8/2017	µg/L	1	U	1	U	1	U	3	U	1	U	1	U	5	U	--	
	MW-10-100417	10/4/2017	µg/L	1	U	1	U	1	U	3	U	1	U	1	U	5	U	--	
	MW-10-110817	11/8/2017	µg/L	1	U	1	U	1	U	3	U	1	U	1	U	5	U	--	
	MW-10-120717	12/7/2017	µg/L	1	U	1	U	1	U	3	U	1	U	1	U	5	U	--	
	MW-10-010918	1/9/2018	µg/L	1	U	1	U	1	U	3	U	1	U	1	U	5	U	--	
	MW-10-020618	2/6/2018	µg/L	1	U	1	U	1	U	3	U	1	U	1	U	5	U	--	
	MW-10-030718	3/7/2018	µg/L	1	U	1	U	1	U	3	U	1	U	1	U	5	U	--	
	MW-10-040618	4/6/2018	µg/L	1	U	1	U	1	U	3	U	1	U	1	U	5	U	--	
	MW-10-050318	5/3/2018	µg/L	1	U	1	U	1	U	3	U	1	U	1	U	5	U	--	
	MW-10-060618	6/6/2018	µg/L	1	U	1	U	1	U	3	U	1	U	1	U	5	U	--	
	MW-10-071318	7/13/2018	µg/L	1	U	1	U	1	U	3	U	1	U	1	U	5	U	--	
	MW-10-091218	9/12/2018	µg/L	1	U	1	U	1	U	3	U	1	U	1	U	5	U	--	
	MW-10-120618	12/6/2018	µg/L	1	U	1	U	1	U	3	U	1	U	1	U	5	U	--	
	MW-10-030719	3/7/2019	µg/L	1	U	1	U	1	U	3	U	1	U	1	U	5	U	--	
	MW-10-060419	6/4/2019	µg/L	1	U	1	U	1	U	3	U	1	U	1	U	5	U	--	
	MW-11	--	7/27/2015	--	NS-FP		NS-FP		NS-FP		NS-FP		NS-FP		NS-FP		NS-FP		NS-FP
MW-11-012616		1/26/2016	µg/L	10,600		948		24,400		4,700		10	U ^b	432		123		0.019	U
--		11/28/2016	--	NS-IW		NS-IW		NS-IW		NS-IW		NS-IW		NS-IW		NS-IW		NS-IW	
MW-11-062817		6/28/2017	µg/L	10,900		2,140		29,600		11,700		100	U ^b	147		500		U ^b	--
--		9/5/2017	--	NS-FP		NS-FP		NS-FP		NS-FP		NS-FP		NS-FP		NS-FP		NS-FP	
--		12/4/2017	--	NS-FP		NS-FP		NS-FP		NS-FP		NS-FP		NS-FP		NS-FP		NS-FP	
--	3/5/2018	--	NS-FP		NS-FP		NS-FP		NS-FP		NS-FP		NS-FP		NS-FP		NS-FP		

Table 5B. Analytical Results for Groundwater, Historical
 Plantation Pipe Line Company
 Lewis Drive Remediation Site, Belton, South Carolina
 Site ID #18693 "Kinder Morgan Belton Pipeline Release"

Location	Sample ID	Sample Date	Units	Analyte														
				Benzene	Ethylbenzene	Toluene	Total Xylenes	1,2-DCA	MTBE	Naphthalene	EDB							
RBSL ^a :			µg/L	5.0	700	1,000	10,000	5.0	40	25	0.05							
MW-11	--	6/4/2018	--	NS-FP	NS-FP	NS-FP	NS-FP	NS-FP	NS-FP	NS-FP	NS-FP	NS-FP	NS-FP					
	--	9/10/2018	--	NS-FP	NS-FP	NS-FP	NS-FP	NS-FP	NS-FP	NS-FP	NS-FP	NS-FP	NS-FP					
	--	12/3/2018	--	NS-PS	NS-PS	NS-PS	NS-PS	NS-PS	NS-PS	NS-PS	NS-PS	NS-PS	NS-PS					
	MW-11-030619	3/6/2019	µg/L	8,260	1,990	30,300	11,900	200	U ^b	200	U ^b	1,000	U ^b	--				
	MW-11-060519	6/5/2019	µg/L	6,940	1,660	22,500	9,020	200	U ^b	200	U ^b	1,000	U ^b	--				
MW-12	MW-12-072815	7/28/2015	µg/L	51.3	5	U	22.9	39.2	5	U ^b	5	U	5	U	0.02	U		
	--	1/19/2016	--	NS-FP	NS-FP	NS-FP	NS-FP	NS-FP	NS-FP	NS-FP	NS-FP	NS-FP	NS-FP	NS-FP	NS-FP	NS-FP		
	--	11/28/2016	--	NS-FP	NS-FP	NS-FP	NS-FP	NS-FP	NS-FP	NS-FP	NS-FP	NS-FP	NS-FP	NS-FP	NS-FP	NS-FP		
	--	3/13/2017	--	NS-FP	NS-FP	NS-FP	NS-FP	NS-FP	NS-FP	NS-FP	NS-FP	NS-FP	NS-FP	NS-FP	NS-FP	NS-FP		
	--	3/20/2017	--	NS-FP	NS-FP	NS-FP	NS-FP	NS-FP	NS-FP	NS-FP	NS-FP	NS-FP	NS-FP	NS-FP	NS-FP	NS-FP		
	--	3/31/2017	--	NS-FP	NS-FP	NS-FP	NS-FP	NS-FP	NS-FP	NS-FP	NS-FP	NS-FP	NS-FP	NS-FP	NS-FP	NS-FP		
	--	4/6/2017	--	NS-FP	NS-FP	NS-FP	NS-FP	NS-FP	NS-FP	NS-FP	NS-FP	NS-FP	NS-FP	NS-FP	NS-FP	NS-FP		
	MW-12-062817	6/28/2017	µg/L	1,190	467	7,910	5,100	50	U ^b	50	U ^b	250	U ^b	--				
	MW-12-090817	9/8/2017	µg/L	648	436	3,470	4,440	100	U ^b	100	U ^b	500	U ^b	--				
	MW-12-120617	12/6/2017	µg/L	367	137	1,540	4,660	10	U ^b	10	U	54.4	--					
	MW-12-030818	3/8/2018	µg/L	486	25.2	1,880	1,980	10	U ^b	10	U	50	U ^b	--				
	MW-12-060518	6/5/2018	µg/L	16.3	2.51	181	249	1	U	1	U	5	U	--				
	MW-12-091118	9/11/2018	µg/L	1	U	1	U	1	U	3	U	1	U	1	U	5	U	--
	MW-12-120518	12/5/2018	µg/L	5.81	2.75	9.08	72.0	1	U	1	U	1	U	5	U	--		
	MW-12-030619	3/6/2019	µg/L	1	U	1	U	3.94	4.86	1	U	1	U	5	U	--		
MW-12-060519	6/5/2019	µg/L	1	U	1	U	1	U	3	U	1	U	1	U	5	U	--	
MW-12B	MW-12B-012616	1/26/2016	µg/L	228	31.4	193	532	1	U	5.4	14.6	0.019	U					
	MW-12B-113016	11/30/2016	µg/L	1	U	1	U	1	U	1	U	1	U	--				
	MW-12B-031417	3/14/2017	µg/L	1	U	1	U	1	U	3	U	1	U	5	U	--		
	MW-12B-032017	3/20/2017	µg/L	1	U	1	U	1	U	3	U	1	U	1	U	5	U	--
	MW-12B-033117	3/31/2017	µg/L	1	U	1	U	1	U	3	U	1	U	1	U	5	U	--
	MW-12B-040617	4/6/2017	µg/L	1	U	1	U	1	U	3	U	1	U	1	U	5	U	--
	MW-12B-062817	6/28/2017	µg/L	30.1	1	U	7.28	14.3	1	U	11.8	5	U	--				
	MW-12B-090817	9/8/2017	µg/L	126	3.81	16.8	256	1	U	1	U	12	--					
	MW-12B-120617	12/6/2017	µg/L	1.01	1	U	1	U	3	U	1	U	1	U	5	U	--	
	MW-12B-030818	3/8/2018	µg/L	3.06	1	U	1	U	3	U	1	U	1	U	5	U	--	
	MW-12B-060518	6/5/2018	µg/L	275	58.7	20.9	171	1	U	1	U	1	U	22.5	--			
	MW-12B-091118	9/11/2018	µg/L	246	39.8	2.87	68.0	1	U	1	U	18.7	--					
	MW-12B-120518	12/5/2018	µg/L	240	57.7	29.5	160	1	U	1	U	17.7	--					
	MW-12B-030619	3/6/2019	µg/L	309	70.4	19.6	201	1	U	1	U	36.7	--					
	MW-12B-060519	6/5/2019	µg/L	88.4	38.0	5	U	15.2	5	U	5	U	25	U	--			
MW-13	--	7/27/2015	--	NS-IW	NS-IW	NS-IW	NS-IW	NS-IW	NS-IW	NS-IW	NS-IW	NS-IW	NS-IW					
	MW-13-012816	1/28/2016	µg/L	2	1	U	12.5	6.9	1	U	1	U	1	U	0.02	U		
	--	11/28/2016	--	NS-IW	NS-IW	NS-IW	NS-IW	NS-IW	NS-IW	NS-IW	NS-IW	NS-IW	NS-IW					
	MW-13-062917	6/29/2017	µg/L	1.18	1	U	3.39	3	U	1	U	1	U	5	U	--		
	--	9/5/2017	--	NS-IW	NS-IW	NS-IW	NS-IW	NS-IW	NS-IW	NS-IW	NS-IW	NS-IW	NS-IW					
--	12/4/2017	--	NS-IW	NS-IW	NS-IW	NS-IW	NS-IW	NS-IW	NS-IW	NS-IW	NS-IW	NS-IW						

Table 5B. Analytical Results for Groundwater, Historical
 Plantation Pipe Line Company
 Lewis Drive Remediation Site, Belton, South Carolina
 Site ID #18693 "Kinder Morgan Belton Pipeline Release"

Location	Sample ID	Sample Date	Units	Analyte																
				Benzene	Ethylbenzene	Toluene	Total Xylenes	1,2-DCA	MTBE	Naphthalene	EDB									
RBSL ^a :			µg/L	5.0		700		1,000		10,000		5.0		40		25		0.05		
MW-13	MW-13-030618	3/6/2018	µg/L	6.98		1.14		15.3		4.55		1	U	1	U	5	U	--		
	MW-13-060618	6/6/2018	µg/L	44.2		4.25		86.2		19.9		1	U	1	U	5	U	--		
	--	9/10/2018	--	NS-IW		NS-IW		NS-IW		NS-IW		NS-IW		NS-IW		NS-IW		NS-IW		
	MW-13-120718	12/7/2018	µg/L	83.4		9.62		158		23.6		1	U	1	U	5	U	--		
	MW-13-030619	3/6/2019	µg/L	326		10.9		132		120		1	U	1	U	5	U	--		
	MW-13-060519	6/5/2019	µg/L	35.2		5	U	5	U	19.6		5	U	5	U	25	U	--		
MW-13B	MW-13B-012816	1/28/2016	µg/L	367		1	U	5.6		59.5		1	U	119		1	U	0.02	U	
	MW-13B-113016	11/30/2016	µg/L	550		5.1		21.2		140		5	U ^b	158		7.9		--		
	MW-13B-062817	6/28/2017	µg/L	308		3.09		10.3		103		1	U	121		5.13		--		
	MW-13B-090817	9/8/2017	--	NS-SL		NS-SL		NS-SL		NS-SL		NS-SL		NS-SL		NS-SL		NS-SL		
	MW-13B-110817	11/8/2017	µg/L	325		3.42		19		91.6		1	U	173		5.55		--		
	MW-13B-120617	12/6/2017	µg/L	269		3.97		24.4		100		1	U	140		8.83		--		
	MW-13B-030718	3/7/2018	µg/L	252		3.13		12.1		60.2		1	U	175		6.44		--		
	MW-13B-060618	6/6/2018	µg/L	498		47.7		469		282		1	U	148		8.47		--		
	MW-13B-091218	9/12/2018	µg/L	402		42.5		503		271		1	U	141		5	U	--		
	MW-13B-120618	12/6/2018	µg/L	614		93.5		823		516		1	U	139		10.8		--		
	MW-13B-030619	3/6/2019	µg/L	445		53.1		679		383		1	U	143		8.60		--		
	MW-13B-060519	6/5/2019	µg/L	195		25.3		302		194		5	U	140		25	U	--		
MW-14	MW-14-072815	7/28/2015	µg/L	5	U ^b	5	U	5	U	10	U	5	U ^b	5	U	5	U	0.02	U	
	MW-14-012816	1/28/2016	µg/L	1	U	1	U	1	U	2	U	1	U	1	U	1	U	0.019	U	
	MW-14-113016	11/30/2016	µg/L	1	U	1	U	1	U	1	U	1	U	1	U	1	U	--		
	MW-14-062817	6/28/2017	µg/L	1	U	1	U	1	U	3	U	1	U	1	U	5	U	--		
	MW-14-090817	9/8/2017	µg/L	1	U	1	U	1	U	3	U	1	U	1	U	5	U	--		
	MW-14-120617	12/6/2017	µg/L	1	U	1	U	1	U	3	U	1	U	1	U	5	U	--		
	MW-14-030718	3/7/2018	µg/L	1	U	1	U	1	U	3	U	1	U	1	U	5	U	--		
	MW-14-060618	6/6/2018	µg/L	1	U	1	U	1	U	3	U	1	U	1	U	5	U	--		
	MW-14-091218	9/12/2018	µg/L	1	U	1	U	1	U	3	U	1	U	1	U	5	U	--		
	MW-14-120618	12/6/2018	µg/L	1	U	1	U	1	U	3	U	1	U	1	U	5	U	--		
	MW-14-030619	3/6/2019	µg/L	1	U	1	U	1	U	3	U	1	U	1	U	5	U	--		
MW-14-060519	6/5/2019	µg/L	1	U	1	U	1	U	3	U	1	U	1	U	5	U	--			
MW-14B	MW-14B-052516	5/25/2016	µg/L	5		1	U	1	U	4.4		1	U	17.2		1	U	0.02	U	
	MW-14B-113016	11/30/2016	µg/L	10.5		1	U	1.1		5.5		1	U	19.7		1	U	--		
	MW-14B-062817	6/28/2017	µg/L	38.1		1.34		2.56		19.1		1	U	36.2		5	U	--		
	MW-14B-090817	9/8/2017	µg/L	6.81		1	U	1	U	6.67		1	U	18.7		5	U	--		
	MW-14B-120617	12/6/2017	µg/L	8.82		1	U	1	U	6.91		1	U	24.4		5	U	--		
	MW-14B-030718	3/7/2018	µg/L	3.57		1	U	1	U	5.6		1	U	9.28		5	U	--		
	MW-14B-0604B18	6/6/2018	µg/L	8.63		1	U	1	U	5.77		1	U	22.1		5	U	--		
	MW-14B-091218	9/12/2018	µg/L	3.32		1	U	1	U	3.61		1	U	7.86		5	U	--		
	MW-14B-120618	12/6/2018	µg/L	3.56		1	U	1.40		6.34		1	U	6.56		5	U	--		
	MW-14B-030619	3/6/2019	µg/L	2.70		1	U	1	U	3	U	1	U	8.83		5	U	--		
MW-14B-060519	6/5/2019	µg/L	9.13		1	U	1.01		6.57		1	U	17.7		5	U	--			

Table 5B. Analytical Results for Groundwater, Historical
 Plantation Pipe Line Company
 Lewis Drive Remediation Site, Belton, South Carolina
 Site ID #18693 "Kinder Morgan Belton Pipeline Release"

Location	Sample ID	Sample Date	Units	Analyte															
				Benzene	Ethylbenzene	Toluene	Total Xylenes	1,2-DCA	MTBE	Naphthalene	EDB								
RBSL ^a :			µg/L	5.0		700		1,000		10,000		5.0		40		25		0.05	
MW-15	MW-15-080415	8/4/2015	µg/L	5	U ^b	5	U	5	U	10	U	5	U ^b	5	U	5	U	0.019	U
	MW-15-012816	1/28/2016	µg/L	1	U	1	U	1	U	2	U	1	U	1	U	1	U	0.02	U
	MW-15-120716	12/7/2016	µg/L	3,680		139		422		2,280		25	U ^b	188		43.8		--	
	MW-15-031417	3/14/2017	µg/L	1,960		72		324		1,320		25	U ^b	161		125	U ^b	--	
	MW-15-032017	3/20/2017	µg/L	3,390		103		505		2,460		50	U ^b	194		250	U ^b	--	
	MW-15-033117	3/31/2017	µg/L	2,850		65.4		444		1,860		20	U ^b	221		100	U ^b	--	
	MW-15-040617	4/6/2017	µg/L	1,790		60.6		465		886		25	U ^b	181		125	U ^b	--	
	MW-15-062817	6/28/2017	µg/L	73		25	U	29		110		25	U ^b	91.8		125	U ^b	--	
	MW-15-090817	9/8/2017	µg/L	454		24		567		338		5	U ^b	193		25	U ^b	--	
	MW-15-120617	12/6/2017	µg/L	1	U	1	U	2		5		1	U	140		5	U	--	
	MW-15-030818	3/8/2018	µg/L	53.1		2.75		89.9		53.1		1	U	85		5	U	--	
	MW-15-060618	6/6/2018	µg/L	52.2		4.11		81.4		46.5		1	U	63.8		5	U	--	
	MW-15-091218	9/12/2018	µg/L	14.6		1	U	27.9		16.0		1	U	72.2		5	U	--	
	MW-15-120618	12/6/2018	µg/L	1	U	1	U	1	U	3	U	1	U	15.9		5	U	--	
MW-15-030619	3/6/2019	µg/L	1	U	1	U	1	U	3	U	1	U	2.57		5	U	--		
MW-15-060519	6/5/2019	µg/L	1.03		1	U	1	U	3	U	1	U	4.33		5	U	--		
MW-15B	MW-15B-080415	8/4/2015	µg/L	5	U ^b	5	U	5	U	10	U	5	U ^b	5	U	5	U	0.019	U
	MW-15B-012816	1/28/2016	µg/L	4.8		1	U	2		3.9		1	U	1	U	1	U	0.02	U
	MW-15B-113016	11/30/2016	µg/L	337		34		565		194		5	U ^b	26.7		5		--	
	MW-15B-031417	3/14/2017	µg/L	2,160		248		4,580		1,500		100	U ^b	118		500	U ^b	--	
	MW-15B-032017	3/20/2017	µg/L	615		88.6		1,270		555		25	U ^b	67.5		125	U ^b	--	
	MW-15B-033117	3/31/2017	µg/L	1,630		205		3,240		1,180		50	U ^b	115		250	U ^b	--	
	MW-15B-040617	4/6/2017	µg/L	1,020		132		2,020		789		25	U ^b	84.7		125	U ^b	--	
	MW-15B-062817	6/28/2017	µg/L	1,510		145		3,520		1,280		100	U ^b	100	U ^b	500	U ^b	--	
	MW-15B-090817	9/8/2017	µg/L	1,820		164		3,560		1,210		50	U ^b	133		250	U ^b	--	
	MW-15B-120617	12/6/2017	µg/L	1,760		239		3,630		1,380		1	U	135		37.6		--	
	MW-15B-030818	3/8/2018	µg/L	1,290		151		3,140		1,070		25	U ^b	93.2		125	U ^b	--	
	MW-15B-060618	6/6/2018	µg/L	968		82.8		1,990		791		1	U	109		12.8		--	
	MW-15B-091218	9/12/2018	µg/L	947		122		2,270		820		1	U	111		15.9		--	
	MW-15B-120618	12/6/2018	µg/L	725		96.4		1,890		777		1	U	71.8		11.7		--	
	MW-15B-021919	2/19/2019	µg/L	686		71.2		1,420		621		1	U	92.3		12.6		--	
	MW-15B-030619	3/6/2019	µg/L	729		78.3		1,580		649		1	U	91.2		15.4		--	
MW-15B-051519	5/15/2019	µg/L	721		118		1,180		526		1	U	96.6		19.5		--		
MW-15B-060519	6/5/2019	µg/L	590		48.4		1,090		492		10	U ^b	98.0		50	U ^b	--		
MW-16	--	7/27/2015	--	NS-FP		NS-FP		NS-FP		NS-FP		NS-FP		NS-FP		NS-FP		NS-FP	
	--	1/19/2016	--	NS-FP		NS-FP		NS-FP		NS-FP		NS-FP		NS-FP		NS-FP		NS-FP	
	--	11/28/2016	--	NS-FP		NS-FP		NS-FP		NS-FP		NS-FP		NS-FP		NS-FP		NS-FP	
	MW-16-062917	6/29/2017	µg/L	12,900		1,770		36,400		12,500		500	U ^b	1,740		2,500	U ^b	--	
	--	9/5/2017	--	NS-FP		NS-FP		NS-FP		NS-FP		NS-FP		NS-FP		NS-FP		NS-FP	
	--	12/7/2017	--	NS-FP		NS-FP		NS-FP		NS-FP		NS-FP		NS-FP		NS-FP		NS-FP	
	MW-16-030718	3/7/2018	µg/L	130		295		1,370		2,470		10	U ^b	132		618		--	
--	6/4/2018	--	NS-FP		NS-FP		NS-FP		NS-FP		NS-FP		NS-FP		NS-FP		NS-FP		

Table 5B. Analytical Results for Groundwater, Historical
 Plantation Pipe Line Company
 Lewis Drive Remediation Site, Belton, South Carolina
 Site ID #18693 "Kinder Morgan Belton Pipeline Release"

Location	Sample ID	Sample Date	Units	Analyte										
				Benzene	Ethylbenzene	Toluene	Total Xylenes	1,2-DCA	MTBE	Naphthalene	EDB			
RBSL ^a :			µg/L	5.0	700	1,000	10,000	5.0		40	25	0.05		
MW-16	MW-16-091318	9/13/2018	µg/L	150	200	2,100	2,730	1	U	21.5	635	--		
	MW-16-120618	12/6/2018	µg/L	10.3	38.7	132	398	5	U	5	460	--		
	MW-16-030719	3/7/2019	µg/L	9.1	15.7	74	186	1	U	1.02	398	--		
	MW-16-060419	6/4/2019	µg/L	9.56	15.4	78.9	162	1.06		1	192	--		
MW-17	--	7/27/2015	--	NS-IW	NS-IW	NS-IW	NS-IW	NS-IW	NS-IW	NS-IW	NS-IW	NS-IW	NS-IW	NS-IW
	--	1/19/2016	--	NS-FP	NS-FP	NS-FP	NS-FP	NS-FP	NS-FP	NS-FP	NS-FP	NS-FP	NS-FP	NS-FP
	--	11/28/2016	--	NS-IW	NS-IW	NS-IW	NS-IW	NS-IW	NS-IW	NS-IW	NS-IW	NS-IW	NS-IW	NS-IW
	--	3/13/2017	--	NS-IW	NS-IW	NS-IW	NS-IW	NS-IW	NS-IW	NS-IW	NS-IW	NS-IW	NS-IW	NS-IW
	--	3/20/2017	--	NS-IW	NS-IW	NS-IW	NS-IW	NS-IW	NS-IW	NS-IW	NS-IW	NS-IW	NS-IW	NS-IW
	--	3/31/2017	--	NS-IW	NS-IW	NS-IW	NS-IW	NS-IW	NS-IW	NS-IW	NS-IW	NS-IW	NS-IW	NS-IW
	--	4/6/2017	--	NS-IW	NS-IW	NS-IW	NS-IW	NS-IW	NS-IW	NS-IW	NS-IW	NS-IW	NS-IW	NS-IW
	--	6/26/2017	--	NS-IW	NS-IW	NS-IW	NS-IW	NS-IW	NS-IW	NS-IW	NS-IW	NS-IW	NS-IW	NS-IW
	--	9/5/2017	--	NS-IW	NS-IW	NS-IW	NS-IW	NS-IW	NS-IW	NS-IW	NS-IW	NS-IW	NS-IW	NS-IW
	--	12/4/2017	--	NS-IW	NS-IW	NS-IW	NS-IW	NS-IW	NS-IW	NS-IW	NS-IW	NS-IW	NS-IW	NS-IW
	--	3/5/2018	--	NS-IW	NS-IW	NS-IW	NS-IW	NS-IW	NS-IW	NS-IW	NS-IW	NS-IW	NS-IW	NS-IW
	--	6/4/2018	--	NS-IW	NS-IW	NS-IW	NS-IW	NS-IW	NS-IW	NS-IW	NS-IW	NS-IW	NS-IW	NS-IW
	--	9/10/2018	--	NS-IW	NS-IW	NS-IW	NS-IW	NS-IW	NS-IW	NS-IW	NS-IW	NS-IW	NS-IW	NS-IW
	--	12/3/2018	--	NS-IW	NS-IW	NS-IW	NS-IW	NS-IW	NS-IW	NS-IW	NS-IW	NS-IW	NS-IW	NS-IW
	MW-17-030519	3/5/2019	µg/L	173	19.9	118	474	1	U	27.9	5	U	--	
	MW-17-060519	6/5/2019	µg/L	44.9	5	10.7	87.1	5	U	16.1	25	U	--	
MW-17B	MW-17B-030116	3/1/2016	µg/L	6,480	488	11,900	2,870	5		742	104		0.019	U
	MW-17B-120116	12/1/2016	µg/L	9,370	761	16,900	4,500	100	U ^b	954	112		--	
	MW-17B-031317	3/13/2017	µg/L	7,350	770	14,100	4,510	200	U ^b	944	1,000	U ^b	--	
	MW-17B-032017	3/20/2017	µg/L	10,700	1,360	21,400	7,910	323		1,210	1,000	U ^b	--	
	MW-17B-033117	3/31/2017	µg/L	9,190	900	17,500	5,910	100	U ^b	1,200	500	U ^b	--	
	MW-17B-040617	4/6/2017	µg/L	7,780	833	14,900	5,330	200	U ^b	991	1,000	U ^b	--	
	MW-17B-062817	6/28/2017	µg/L	11,200	704	21,600	5,650	200	U ^b	1,150	1,000	U ^b	--	
	MW-17B-090817	9/8/2017	µg/L	11,400	1,240	23,900	8,460	20	U ^b	1,330	201		--	
	MW-17B-120717	12/7/2017	µg/L	10,600	1,060	14,900	9,210	10	U ^b	1,140	178		--	
	MW-17B-030718	3/7/2018	µg/L	8,830	1,110	20,200	8,220	50	U ^b	960	250	U ^b	--	
	MW-17B-060718	6/7/2018	µg/L	8,910	1,250	20,200	9,130	20	U ^b	1,230	206		--	
	MW-17B-080218	8/2/2018	µg/L	9,470	1,190	23,200	8,530	200	U ^b	863	1,000	U ^b	--	
	MW-17B-091118	9/11/2018	µg/L	8,180	1,370	20,200	9,660	50	U ^b	832	250	U ^b	--	
	MW-17B-110218	11/2/2018	µg/L	7,770	1,080	12,700	7,380	20	U ^b	841	113		--	
	MW-17B-120518	12/5/2018	µg/L	6,860	1,010	24,400	8,550	50	U ^b	690	250	U ^b	--	
	MW-17B-021919	2/19/2019	µg/L	7,810	1,140	20,200	8,330	1	U	410	181		--	
	MW-17B-D-021919	2/19/2019	µg/L	7,910	1,210	20,700	8,910	1	U	401	250	U ^b	--	
	MW-17B-030519	3/5/2019	µg/L	8,360	1,370	22,400	9,180	50	U ^b	308	261		--	
	MW-17B-051419	5/14/2019	µg/L	7,320	1,070	18,500	8,370	25	U ^b	256	201		--	
	MW-17B-060519	6/5/2019	µg/L	7,390	1,220	16,600	7,740	200	U ^b	312	1,000	U ^b	--	

Table 5B. Analytical Results for Groundwater, Historical
 Plantation Pipe Line Company
 Lewis Drive Remediation Site, Belton, South Carolina
 Site ID #18693 "Kinder Morgan Belton Pipeline Release"

Location	Sample ID	Sample Date	Units	Analyte											
				Benzene	Ethylbenzene	Toluene	Total Xylenes	1,2-DCA	MTBE	Naphthalene	EDB				
RBSL ^a :			µg/L	5.0	700	1,000	10,000	5.0	40	25	0.05				
MW-18	--	7/27/2015	--	NS-FP	NS-FP	NS-FP	NS-FP	NS-FP	NS-FP	NS-FP	NS-FP	NS-FP			
	--	1/19/2016	--	NS-FP	NS-FP	NS-FP	NS-FP	NS-FP	NS-FP	NS-FP	NS-FP	NS-FP			
	--	11/28/2016	--	NS-FP	NS-FP	NS-FP	NS-FP	NS-FP	NS-FP	NS-FP	NS-FP	NS-FP			
	--	6/26/2017	--	NS-FP	NS-FP	NS-FP	NS-FP	NS-FP	NS-FP	NS-FP	NS-FP	NS-FP			
	--	9/5/2017	--	NS-FP	NS-FP	NS-FP	NS-FP	NS-FP	NS-FP	NS-FP	NS-FP	NS-FP			
	--	12/4/2017	--	NS-FP	NS-FP	NS-FP	NS-FP	NS-FP	NS-FP	NS-FP	NS-FP	NS-FP			
	--	3/5/2018	--	NS-FP	NS-FP	NS-FP	NS-FP	NS-FP	NS-FP	NS-FP	NS-FP	NS-FP			
	--	6/4/2018	--	NS-FP	NS-FP	NS-FP	NS-FP	NS-FP	NS-FP	NS-FP	NS-FP	NS-FP			
	--	9/11/2018	--	NS-FP	NS-FP	NS-FP	NS-FP	NS-FP	NS-FP	NS-FP	NS-FP	NS-FP			
	--	12/3/2018	--	NS-FP	NS-FP	NS-FP	NS-FP	NS-FP	NS-FP	NS-FP	NS-FP	NS-FP			
	MW-18-030719	3/7/2019	µg/L	2.47	8.16	60.4	141	1	U	13.5	72.7	--			
	MW-18-060419	6/4/2019	µg/L	1.46	2.92	20.9	42.0	2.36		13.6	87.5	--			
MW-19	--	7/27/2015	--	NS-FP	NS-FP	NS-FP	NS-FP	NS-FP	NS-FP	NS-FP	NS-FP	NS-FP			
		MW-19-012116	1/21/2016	µg/L	22.8	18.5	256	437	1	U	1	U	10.7	0.02	U
	--	11/28/2016	--	NS-IW	NS-IW	NS-IW	NS-IW	NS-IW	NS-IW	NS-IW	NS-IW	NS-IW	NS-IW		
	--	3/13/2017	--	NS-IW	NS-IW	NS-IW	NS-IW	NS-IW	NS-IW	NS-IW	NS-IW	NS-IW	NS-IW		
	--	3/20/2017	--	NS-IW	NS-IW	NS-IW	NS-IW	NS-IW	NS-IW	NS-IW	NS-IW	NS-IW	NS-IW		
	--	3/31/2017	--	NS-IW	NS-IW	NS-IW	NS-IW	NS-IW	NS-IW	NS-IW	NS-IW	NS-IW	NS-IW		
		MW-19-040617	4/6/2017	µg/L	9,810	1,030	25,000	10,300	250	U ^b	250	U ^b	1,250	U ^b	--
		MW-19-062917	6/29/2017	µg/L	9,410	683	27,200	9,580	200	U ^b	320		1,000	U ^b	--
	--	9/5/2017	--	NS-IW	NS-IW	NS-IW	NS-IW	NS-IW	NS-IW	NS-IW	NS-IW	NS-IW	NS-IW	NS-IW	
	--	12/4/2017	--	NS-IW	NS-IW	NS-IW	NS-IW	NS-IW	NS-IW	NS-IW	NS-IW	NS-IW	NS-IW	NS-IW	
	--	3/5/2018	--	NS-IW	NS-IW	NS-IW	NS-IW	NS-IW	NS-IW	NS-IW	NS-IW	NS-IW	NS-IW	NS-IW	
		MW-19-060618	6/6/2018	µg/L	8.15	149	385	1260	1.53		1	U	250	U ^b	--
		MW-19-071318	7/13/2018	µg/L	1	1	1	3	1	U	1	U	5	U	--
		MW-19-091318	9/13/2018	µg/L	3.31	3.53	16.0	96.5	1	U	1	U	6.55	U	--
	MW-19-120518	12/5/2018	µg/L	5	8.23	13.7	217	5	U	5	U	25	U	--	
	MW-19-030519	3/5/2019	µg/L	5	33.1	19.4	756	5	U	5	U	294	U	--	
	MW-19-060519	6/5/2019	µg/L	5	5	5	30.4	5	U	5	U	25	U	--	
MW-20	--	7/27/2015	--	NS-FP	NS-FP	NS-FP	NS-FP	NS-FP	NS-FP	NS-FP	NS-FP	NS-FP			
	--	1/19/2016	--	NS-FP	NS-FP	NS-FP	NS-FP	NS-FP	NS-FP	NS-FP	NS-FP	NS-FP			
	--	11/28/2016	--	NS-FP	NS-FP	NS-FP	NS-FP	NS-FP	NS-FP	NS-FP	NS-FP	NS-FP			
	--	3/13/2017	--	NS-FP	NS-FP	NS-FP	NS-FP	NS-FP	NS-FP	NS-FP	NS-FP	NS-FP			
	--	3/20/2017	--	NS-FP	NS-FP	NS-FP	NS-FP	NS-FP	NS-FP	NS-FP	NS-FP	NS-FP			
	--	3/31/2017	--	NS-FP	NS-FP	NS-FP	NS-FP	NS-FP	NS-FP	NS-FP	NS-FP	NS-FP			
	--	4/6/2017	--	NS-FP	NS-FP	NS-FP	NS-FP	NS-FP	NS-FP	NS-FP	NS-FP	NS-FP			
	--	5/4/2017	--	NS-FP	NS-FP	NS-FP	NS-FP	NS-FP	NS-FP	NS-FP	NS-FP	NS-FP			
	--	6/26/2017	--	NS-FP	NS-FP	NS-FP	NS-FP	NS-FP	NS-FP	NS-FP	NS-FP	NS-FP			
	--	7/17/2017	--	NS-FP	NS-FP	NS-FP	NS-FP	NS-FP	NS-FP	NS-FP	NS-FP	NS-FP			
--	8/1/2017	--	NS-FP	NS-FP	NS-FP	NS-FP	NS-FP	NS-FP	NS-FP	NS-FP	NS-FP				
--	9/5/2017	--	NS-FP	NS-FP	NS-FP	NS-FP	NS-FP	NS-FP	NS-FP	NS-FP	NS-FP				
--	10/4/2017	--	NS-FP	NS-FP	NS-FP	NS-FP	NS-FP	NS-FP	NS-FP	NS-FP	NS-FP				

Table 5B. Analytical Results for Groundwater, Historical
 Plantation Pipe Line Company
 Lewis Drive Remediation Site, Belton, South Carolina
 Site ID #18693 "Kinder Morgan Belton Pipeline Release"

Location	Sample ID	Sample Date	Units	Analyte															
				Benzene	Ethylbenzene	Toluene	Total Xylenes	1,2-DCA	MTBE	Naphthalene	EDB								
RBSL ^a :			µg/L	5.0	700	1,000	10,000	5.0	40	25	0.05								
MW-20	--	11/8/2017	--	NS-FP	NS-FP	NS-FP	NS-FP	NS-FP	NS-FP	NS-FP	NS-FP	NS-FP	NS-FP	NS-FP					
	--	12/4/2017	--	NS-FP	NS-FP	NS-FP	NS-FP	NS-FP	NS-FP	NS-FP	NS-FP	NS-FP	NS-FP	NS-FP					
	--	1/8/2018	--	NS-FP	NS-FP	NS-FP	NS-FP	NS-FP	NS-FP	NS-FP	NS-FP	NS-FP	NS-FP	NS-FP					
	--	2/6/2018	µg/L	NS-OL	NS-OL	NS-OL	NS-OL	NS-OL	NS-OL	NS-OL	NS-OL	NS-OL	NS-OL	NS-OL					
	--	3/6/2018	--	NS-FP	NS-FP	NS-FP	NS-FP	NS-FP	NS-FP	NS-FP	NS-FP	NS-FP	NS-FP	NS-FP					
	--	4/6/2018	--	NS-FP	NS-FP	NS-FP	NS-FP	NS-FP	NS-FP	NS-FP	NS-FP	NS-FP	NS-FP	NS-FP					
	--	5/3/2018	--	NS-FP	NS-FP	NS-FP	NS-FP	NS-FP	NS-FP	NS-FP	NS-FP	NS-FP	NS-FP	NS-FP					
	--	6/4/2018	--	NS-FP	NS-FP	NS-FP	NS-FP	NS-FP	NS-FP	NS-FP	NS-FP	NS-FP	NS-FP	NS-FP					
	MW-20-071218	7/12/2018	µg/L	5,740	1350	18100	14500	100	U ^b	351	500	U ^b	--						
	--	9/10/2018	--	NS-FP	NS-FP	NS-FP	NS-FP	NS-FP	NS-FP	NS-FP	NS-FP	NS-FP	NS-FP	NS-FP					
	--	12/3/2018	--	NS-PS	NS-PS	NS-PS	NS-PS	NS-PS	NS-PS	NS-PS	NS-PS	NS-PS	NS-PS	NS-PS					
	MW-20-021919	2/19/2019	µg/L	6,650	1080	13900	11700	5	U	128	341		--						
	MW-20-030519	3/5/2019	µg/L	9,480	1320	19200	10800	100	U ^b	187	500	U ^b	--						
	MW-20-051519	5/15/2019	µg/L	4,180	758	8970	7620	100	U ^b	105	636		--						
MW-20-060519	6/5/2019	µg/L	11,200	1460	22800	10200	50	U ^b	174	437		--							
MW-21	MW-21-072715	7/27/2015	µg/L	5	U ^b	5	U	5	U	10	U	5	U ^b	5	U	0.02	U		
	MW-21-012116	1/21/2016	µg/L	1	U	1	U	1	U	2	U	1	U	1	U	1	U	0.02	U
	MW-21-112916	11/29/2016	µg/L	1	U	1	U	1	U	1	U	1	U	1	U	1	U	--	
	MW-21-031417	3/14/2017	µg/L	1	U	1	U	1	U	3	U	1	U	1	U	5	U	--	
	MW-21-032117	3/21/2017	µg/L	1	U	1	U	1	U	3	U	1	U	1	U	5	U	--	
	MW-21-033117	3/31/2017	µg/L	1	U	1	U	1	U	3	U	1	U	1	U	5	U	--	
	MW-21-040617	4/6/2017	µg/L	1	U	1	U	1	U	3	U	1	U	1	U	5	U	--	
	MW-21-062817	6/28/2017	µg/L	1	U	1	U	1	U	3	U	1	U	1	U	5	U	--	
	MW-21-090817	9/8/2017	µg/L	1	U	1	U	1	U	3	U	1	U	1	U	5	U	--	
	MW-21-120717	12/7/2017	µg/L	1	U	1	U	1	U	3	U	1	U	1	U	5	U	--	
	MW-21-030718	3/7/2018	µg/L	1	U	1	U	1	U	3	U	1	U	1	U	5	U	--	
	MW-21-060718	6/7/2018	µg/L	1	U	1	U	1	U	3	U	1	U	1	U	5	U	--	
	MW-21-091118	9/11/2018	µg/L	1	U	1	U	1	U	3	U	1	U	1	U	5	U	--	
	MW-21-120518	12/5/2018	µg/L	1	U	1	U	1	U	3	U	1	U	1	U	5	U	--	
MW-21-030519	3/5/2019	µg/L	1	U	1	U	1	U	3	U	1	U	1	U	5	U	--		
MW-21-060519	6/5/2019	µg/L	1	U	1	U	1	U	3	U	1	U	1	U	5	U	--		
MW-22	--	7/27/2015	--	NS-IW	NS-IW	NS-IW	NS-IW	NS-IW	NS-IW	NS-IW	NS-IW	NS-IW	NS-IW	NS-IW	NS-IW	NS-IW	NS-IW		
	MW-22-012116	1/21/2016	µg/L	19.8	3.4	47.2	37.4	1	U	1	U	1	U	1	U	0.02	U		
	--	11/28/2016	--	NS-IW	NS-IW	NS-IW	NS-IW	NS-IW	NS-IW	NS-IW	NS-IW	NS-IW	NS-IW	NS-IW	NS-IW	NS-IW	NS-IW		
	--	5/3/2017	--	NS-IW	NS-IW	NS-IW	NS-IW	NS-IW	NS-IW	NS-IW	NS-IW	NS-IW	NS-IW	NS-IW	NS-IW	NS-IW	NS-IW		
	MW-22-062917	6/29/2017	µg/L	234	10	U	125	30	U	10	U ^b	10	U	50	U ^b	--			
	--	7/17/2017	--	NS-IW	NS-IW	NS-IW	NS-IW	NS-IW	NS-IW	NS-IW	NS-IW	NS-IW	NS-IW	NS-IW	NS-IW	NS-IW	NS-IW		
	--	8/1/2017	--	NS-IW	NS-IW	NS-IW	NS-IW	NS-IW	NS-IW	NS-IW	NS-IW	NS-IW	NS-IW	NS-IW	NS-IW	NS-IW	NS-IW		
	--	9/5/2017	--	NS-IW	NS-IW	NS-IW	NS-IW	NS-IW	NS-IW	NS-IW	NS-IW	NS-IW	NS-IW	NS-IW	NS-IW	NS-IW	NS-IW		
	--	10/4/2017	--	NS-IW	NS-IW	NS-IW	NS-IW	NS-IW	NS-IW	NS-IW	NS-IW	NS-IW	NS-IW	NS-IW	NS-IW	NS-IW	NS-IW		
--	11/8/2017	--	NS-IW	NS-IW	NS-IW	NS-IW	NS-IW	NS-IW	NS-IW	NS-IW	NS-IW	NS-IW	NS-IW	NS-IW	NS-IW	NS-IW			
--	12/4/2017	--	NS-IW	NS-IW	NS-IW	NS-IW	NS-IW	NS-IW	NS-IW	NS-IW	NS-IW	NS-IW	NS-IW	NS-IW	NS-IW	NS-IW			

Table 5B. Analytical Results for Groundwater, Historical
 Plantation Pipe Line Company
 Lewis Drive Remediation Site, Belton, South Carolina
 Site ID #18693 "Kinder Morgan Belton Pipeline Release"

Location	Sample ID	Sample Date	Units	Analyte														
				Benzene	Ethylbenzene	Toluene	Total Xylenes	1,2-DCA	MTBE	Naphthalene	EDB							
RBSL ^a :			µg/L	5.0	700	1,000	10,000	5.0	40	25	0.05							
MW-22	--	1/8/2018	--	NS-IW	NS-IW	NS-IW	NS-IW	NS-IW	NS-IW	NS-IW	NS-IW	NS-IW	NS-IW					
	--	2/6/2018	--	NS-IW	NS-IW	NS-IW	NS-IW	NS-IW	NS-IW	NS-IW	NS-IW	NS-IW	NS-IW					
	MW-22-030618	3/6/2018	µg/L	1	U	1	U	1.03	3	U	1	U	1	U	5	U	--	
	MW-22-040618	4/6/2018	µg/L	1	U	1	U	1.76	46.6	1	U	1	U	5	U	--		
	MW-22-050318	5/3/2018	µg/L	1.43		1.79		33.1	426	1	U	1	U	1	U	--		
	MW-22-060518	6/5/2018	µg/L	1	U	1	U	4.27	41.6	1	U	1	U	5	U	--		
	MW-22-071218	7/12/2018	µg/L	1	U	1	U	1	3	U	1	U	1	U	5	U	--	
	MW-22-091318	9/13/2018	µg/L	1	U	1	U	1	3	U	1	U	1	U	5	U	--	
	MW-22-120518	12/5/2018	µg/L	1	U	1	U	1	3	U	1	U	1	U	5	U	--	
	MW-22-030519	3/5/2019	µg/L	1	U	1	U	1	3	U	1	U	1	U	5	U	--	
MW-22-060519	6/5/2019	µg/L	1	U	1	U	1	3	U	1	U	1	U	5	U	--		
MW-23	MW-23-072715	7/27/2015	µg/L	5	U ^b	5	U	7.5	10	U	5	U ^b	5	U	5	U	0.02	U
	MW-23-012016	1/20/2016	µg/L	1	U	1	U	1	2	U	1	U	1	U	1	U	0.019	U
	MW-23-120216	12/2/2016	µg/L	450		5	U	14.6	336	5	U ^b	46.4		5.9		--	--	
	MW-23-031317	3/13/2017	µg/L	709		5	U	23.1	548	5	U ^b	127		25		U ^b	--	
	MW-23-032017	3/20/2017	µg/L	642		10	U	12.7	579	10	U ^b	108		50		U ^b	--	
	MW-23-033117	3/31/2017	µg/L	685		10	U	16.5	624	10	U ^b	130		50		U ^b	--	
	MW-23-040617	4/6/2017	µg/L	432		1	U	6.6	254	1	U	76.5		5		U	--	
	MW-23-062817	6/28/2017	µg/L	131		10	U	10	117	10	U ^b	19.1		5		U	--	
	MW-23-071717	7/17/2017	µg/L	1.2		1	U	1	3	U	1	U	1	U	5	U	--	
	MW-23-080117	8/1/2017	µg/L	132		1	U	6.2	252	1	U	48.1		5		U	--	
	MW-23-090717	9/7/2017	µg/L	1,110		9.25		43.1	999	5	U ^b	141		25		U ^b	--	
	MW-23-100417	10/4/2017	µg/L	703		10	U	17.5	515	10	U ^b	90.1		50		U ^b	--	
	MW-23-110817	11/8/2017	µg/L	788		10	U	21.5	580	10	U ^b	118		50		U ^b	--	
	MW-23-120617	12/6/2017	µg/L	693		10	U	17.0	408	10	U ^b	99.5		50		U ^b	--	
	MW-23-010918	1/9/2018	µg/L	127		10	U	10	137	10	U ^b	69.6		50		U ^b	--	
	MW-23-020618	2/6/2018	µg/L	1.10		1	U	1	3	U	1	U	33.8		5	U	--	
	MW-23-030618	3/6/2018	µg/L	1	U	1	U	1	3	U	1	U	17.5		5	U	--	
	MW-23-040618	4/6/2018	µg/L	1	U	1	U	1	3	U	1	U	32.0		5	U	--	
	MW-23-050318	5/3/2018	µg/L	1	U	1	U	1	3	U	1	U	19.1		5	U	--	
	MW-23-060518	6/5/2018	µg/L	1	U	1	U	1	3	U	1	U	5.28		5	U	--	
	MW-23-071218	7/12/2018	µg/L	1	U	1	U	1	3	U	1	U	7.05		5	U	--	
	MW-23-080218	8/2/2018	µg/L	17.9		1	U	1	10.4	1	U	5.01		5		U	--	
	MW-23-091118	9/11/2018	µg/L	2.30		1	U	1	3	U	1	U	11.0		5	U	--	
	MW-23-110218	11/2/2018	µg/L	11.1		1	U	2.48	4.85	1	U	8.35		5		U	--	
	MW-23-120518	12/5/2018	µg/L	1	U	1	U	1	3	U	1	U	2.08		5	U	--	
	MW-23-022019	2/20/2019	µg/L	5.34		1	U	2.16	3	U	1	U	7.24		5	U	--	
	MW-23-030519	3/5/2019	µg/L	87.7		1.16		1.35	46.2	1	U	16.5		5		U	--	
	MW-23-051419	5/14/2019	µg/L	412		5.37		20.7	190	1	U	28.0		10.9		--	--	
	MW-23-060519	6/5/2019	µg/L	520		5	U	5.77	211	5	U	27.7		25		U	--	

Table 5B. Analytical Results for Groundwater, Historical
 Plantation Pipe Line Company
 Lewis Drive Remediation Site, Belton, South Carolina
 Site ID #18693 "Kinder Morgan Belton Pipeline Release"

Location	Sample ID	Sample Date	Units	Analyte															
				Benzene	Ethylbenzene	Toluene	Total Xylenes	1,2-DCA	MTBE	Naphthalene	EDB								
RBSL ^a :			µg/L	5.0		700		1,000		10,000		5.0		40		25		0.05	
MW-23B	MW-23B-080515	8/5/2015	µg/L	5	U ^b	5	U	7.0		10	U	5	U ^b	5	U	5	U	0.02	U
	MW-23B-012016	1/20/2016	µg/L	1	U	1	U	3.9		7.1		1	U	1	U	1	U	0.02	U
	MW-23B-120216	12/2/2016	µg/L	1	U	1.4		3.5		11.0		1	U	1	U	1.3		--	
	MW-23B-031317	3/13/2017	µg/L	1	U	1.11		2.63		8.86		1	U	1	U	5	U	--	
	MW-23B-032017	3/20/2017	µg/L	1	U	1.55		2.98		11.7		1	U	1	U	5	U	--	
	MW-23B-033117	3/31/2017	µg/L	1	U	1.24		2.41		8.86		1	U	1	U	5	U	--	
	MW-23B-040617	4/6/2017	µg/L	1	U	1.21		2.41		9.23		1	U	1	U	5	U	--	
	MW-23B-062817	6/28/2017	µg/L	1	U	1	U	1.73		6.20		1	U	1	U	5	U	--	
	MW-23B-090717	9/7/2017	µg/L	1	U	1	U	1.65		5.40		1	U	1	U	5	U	--	
	MW-23B-120617	12/6/2017	µg/L	1	U	1.2		2.48		7.93		1	U	1	U	5	U	--	
	MW-23B-030618	3/6/2018	µg/L	1	U	1.2		4.57		9.14		1	U	1	U	5	U	--	
	MW-23B-060518	6/5/2018	µg/L	1	U	1	U	1.08		4.21		1	U	1	U	5	U	--	
	MW-23B-091118	9/11/2018	µg/L	1	U	1	U	1.24		3	U	1	U	1	U	5	U	--	
	MW-23B-120518	12/5/2018	µg/L	1	U	1	U	1	U	3	U	1	U	1	U	5	U	--	
MW-23B-030519	3/5/2019	µg/L	1	U	1	U	1	U	3	U	1	U	1	U	5	U	--		
MW-23B-060519	6/5/2019	µg/L	1	U	1	U	1	U	3	U	1	U	1	U	5	U	--		
MW-24	MW-24-080515	8/5/2015	µg/L	5	U ^b	5	U	5	U	10	U	5	U ^b	5	U	5	U	0.02	U
	MW-24-012616	1/26/2016	µg/L	1	U	1	U	1	U	2	U	1	U	1	U	1	U	0.019	U
	MW-24-120716	12/7/2016	µg/L	1	U	1	U	1	U	1	U	1	U	1	U	1	U	--	
	MW-24-062817	6/28/2017	µg/L	28.8		3.96		1.7		22.2		1	U	1	U	5	U	--	
	MW-24-090817	9/8/2017	µg/L	1	U	1	U	1	U	3	U	1	U	1	U	5	U	--	
	MW-24-120617	12/6/2017	µg/L	1	U	1	U	1	U	3	U	1	U	1	U	5	U	--	
	MW-24-030818	3/8/2018	µg/L	1	U	1	U	1	U	3	U	1	U	1	U	5	U	--	
	MW-24-060618	6/6/2018	µg/L	1	U	1	U	1	U	3	U	1	U	1	U	5	U	--	
	MW-24-091218	9/12/2018	µg/L	1	U	1	U	1	U	3	U	1	U	1	U	5	U	--	
	MW-24-120618	12/6/2018	µg/L	1	U	1	U	1	U	3	U	1	U	1	U	5	U	--	
	MW-24-030619	3/6/2019	µg/L	1	U	1	U	1	U	3	U	1	U	1	U	5	U	--	
MW-24-060519	6/5/2019	µg/L	1	U	1	U	1	U	3	U	1	U	1	U	5	U	--		
MW-24B	MW-24B-080515	8/5/2015	µg/L	5	U ^b	5	U	5	U	10	U	5	U ^b	5	U	5	U	0.02	U
	MW-24B-012616	1/26/2016	µg/L	1	U	1	U	3.3		6.8		1	U	1	U	1	U	0.019	U
	MW-24B-120716	12/7/2016	µg/L	1	U	1	U	2.9		1.6		1	U	1	U	1	U	--	
	MW-24B-062817	6/28/2017	µg/L	28.9		3.89		1.77		20.7		1	U	1	U	5	U	--	
	MW-24B-090817	9/8/2017	µg/L	1	U	1	U	1	U	3	U	1	U	1	U	5	U	--	
	MW-24B-120617	12/6/2017	µg/L	1	U	1	U	1	U	3	U	1	U	1	U	5	U	--	
	MW-24B-030818	3/8/2018	µg/L	1	U	1	U	1	U	3	U	1	U	1	U	5	U	--	
	MW-24B-060618	6/6/2018	µg/L	1	U	1	U	1	U	3	U	1	U	1	U	5	U	--	
	MW-24B-091218	9/12/2018	µg/L	1	U	1	U	1	U	3	U	1	U	1	U	5	U	--	
	MW-24B-120618	12/6/2018	µg/L	1	U	1	U	1	U	3	U	1	U	1	U	5	U	--	
	MW-24B-030619	3/6/2019	µg/L	1	U	1	U	1	U	3	U	1	U	1	U	5	U	--	
MW-24B-060519	6/5/2019	µg/L	1	U	1	U	1	U	3	U	1	U	1	U	5	U	--		

Table 5B. Analytical Results for Groundwater, Historical
 Plantation Pipe Line Company
 Lewis Drive Remediation Site, Belton, South Carolina
 Site ID #18693 "Kinder Morgan Belton Pipeline Release"

Location	Sample ID	Sample Date	Units	Analyte															
				Benzene	Ethylbenzene	Toluene	Total Xylenes	1,2-DCA	MTBE	Naphthalene	EDB								
RBSL ^a :			µg/L	5.0		700		1,000		10,000		5.0		40		25		0.05	
MW-25	MW-25-012716	1/27/2016	µg/L	101		1	U	1	U	115		1	U	1	U	1.8		0.02	U
	MW-25-012716	12/1/2016	µg/L	675		30.2		15.3		619		5	U ^b	5.9		29.7		--	
	MW-25-031417	3/14/2017	µg/L	627		28.6		10.1		668		10	U ^b	10	U	50		U ^b	--
	MW-25-032017	3/20/2017	µg/L	604		20.4		20	U	680		20	U ^b	20	U	100		U ^b	--
	MW-25-033117	3/31/2017	µg/L	673		30.1		12		736		10	U ^b	10	U	50		U ^b	--
	MW-25-040617	4/6/2017	µg/L	558		24.3		10	U	682		10	U ^b	10	U	50		U ^b	--
	MW-25-050317	5/3/2017	µg/L	519		49.3		10.1		614		1	U	1	U	43.2		--	
	MW-25-062817	6/28/2017	µg/L	431		34.8		10	U	520		10	U ^b	10	U	50		U ^b	--
	MW-25-071717	7/17/2017	µg/L	230		13.4		10	U	264		10	U ^b	10	U	50		U ^b	--
	MW-25-080117	8/1/2017	µg/L	234		14.4		10	U	277		10	U ^b	10	U	50		U ^b	--
	MW-25-090817	9/8/2017	µg/L	200		12.2		1.27		214		1	U	1	U	10.6		--	
	MW-25-100417	10/4/2017	µg/L	173		16.2		1.73		276		1	U	1.1		6.77		--	
	MW-25-110817	11/8/2017	µg/L	82.9		7.21		1	U	143		1	U	1	U	7.74		--	
	MW-25-120617	12/6/2017	µg/L	23.8		1.84		1	U	60.5		1	U	1	U	5	U	--	
	MW-25-010918	1/9/2018	µg/L	72		2.74		1	U	111		1	U	1	U	5	U	--	
	MW-25-020618	2/6/2018	µg/L	10.8		1	U	1	U	19.3		1	U	1	U	5	U	--	
	MW-25-030818	3/8/2018	µg/L	1	U	1	U	1	U	3	U	1	U	1	U	5	U	--	
	MW-25-040618	4/6/2018	µg/L	1	U	1	U	1	U	3	U	1	U	1	U	5	U	--	
	MW-25-050318	5/3/2018	µg/L	1	U	1	U	1	U	3	U	1	U	1	U	5	U	--	
	MW-25-060518	6/5/2018	µg/L	1	U	1	U	1	U	3	U	1	U	1	U	5	U	--	
	MW-25-071218	7/12/2018	µg/L	1	U	1	U	1	U	3	U	1	U	1	U	5	U	--	
	MW-25-091218	9/12/2018	µg/L	1	U	1	U	1	U	3	U	1	U	1	U	5	U	--	
	MW-25-120518	12/5/2018	µg/L	1	U	1	U	1	U	3	U	1	U	1	U	5	U	--	
MW-25-030619	3/6/2019	µg/L	1	U	1	U	1	U	3	U	1	U	1	U	5	U	--		
MW-25-060519	6/5/2019	µg/L	1	U	1	U	1	U	3	U	1	U	1	U	5	U	--		
MW-25B	MW-25B-012716	1/27/2016	µg/L	1	U	1	U	1	U	2	U	1	U	1	U	1	U	0.02	U
	MW-25B-120116	12/1/2016	µg/L	1	U	1	U	1	U	1	U	1	U	1	U	1	U	--	
	MW-25B-031417	3/14/2017	µg/L	1	U	1	U	1	U	3	U	1	U	1	U	5	U	--	
	MW-25B-032017	3/20/2017	µg/L	1	U	1	U	1	U	3	U	1	U	1	U	5	U	--	
	MW-25B-033117	3/31/2017	µg/L	1	U	1	U	1	U	3	U	1	U	1	U	5	U	--	
	MW-25B-040617	4/6/2017	µg/L	1	U	1	U	1	U	3	U	1	U	1	U	5	U	--	
	MW-25B-062817	6/28/2017	µg/L	1	U	1	U	1	U	3	U	1	U	1	U	5	U	--	
	MW-25B-090817	9/8/2017	µg/L	1	U	1	U	1	U	3	U	1	U	1	U	5	U	--	
	MW-25B-120617	12/6/2017	µg/L	1	U	1	U	1	U	3	U	1	U	1	U	5	U	--	
	MW-25B-030818	3/8/2018	µg/L	1	U	1	U	1	U	3	U	1	U	1	U	5	U	--	
	MW-25B-060518	6/5/2018	µg/L	1	U	1	U	1	U	3	U	1	U	1	U	5	U	--	
	MW-25B-091218	9/12/2018	µg/L	1	U	1	U	1	U	3	U	1	U	1	U	5	U	--	
	MW-25B-120518	12/5/2018	µg/L	1	U	1	U	1	U	3	U	1	U	1	U	5	U	--	
	MW-25B-030619	3/6/2019	µg/L	1	U	1	U	1	U	3	U	1	U	1	U	5	U	--	
	MW-25B-060519	6/5/2019	µg/L	1	U	1	U	1	U	3	U	1	U	1	U	5	U	--	

Table 5B. Analytical Results for Groundwater, Historical
 Plantation Pipe Line Company
 Lewis Drive Remediation Site, Belton, South Carolina
 Site ID #18693 "Kinder Morgan Belton Pipeline Release"

Location	Sample ID	Sample Date	Units	Analyte																
				Benzene	Ethylbenzene	Toluene	Total Xylenes	1,2-DCA	MTBE	Napthalene	EDB									
RBSL ^a :			µg/L	5.0	700	1,000	10,000	5.0	40	25	0.05									
MW-26	MW-26-012016	1/20/2016	µg/L	1	U	1	U	1	U	2	U	1	U	1	U	1	U	0.019	U	
	MW-26-120116	12/1/2016	µg/L	1	U	1	U	2.3		1	U	1	U	1	U	1	U	--		
	MW-26-031417	3/14/2017	µg/L	1	U	1	U	1	U	3	U	1	U	1	U	1	U	5	U	--
	MW-26-032017	3/20/2017	µg/L	1	U	1	U	1	U	3	U	1	U	1	U	1	U	5	U	--
	MW-26-033117	3/31/2017	µg/L	1	U	1	U	1	U	3	U	1	U	1	U	1	U	5	U	--
	MW-26-040617	4/6/2017	µg/L	1	U	1	U	1	U	3	U	1	U	1	U	1	U	5	U	--
	MW-26-050317	5/3/2017	µg/L	1	U	1	U	1	U	3	U	1	U	1	U	1	U	5	U	--
	MW-26-062817	6/28/2017	µg/L	1	U	1	U	1	U	3	U	1	U	1	U	1	U	5	U	--
	MW-26-071717	7/17/2017	µg/L	1	U	1	U	1	U	3	U	1	U	1	U	1	U	5	U	--
	MW-26-080117	8/1/2017	µg/L	1	U	1	U	1	U	3	U	1	U	1	U	1	U	5	U	--
	MW-26-090717	9/7/2017	µg/L	1	U	1	U	1	U	3	U	1	U	1	U	1	U	5	U	--
	MW-26-100417	10/4/2017	µg/L	1	U	1	U	1	U	3	U	1	U	1	U	1	U	5	U	--
	MW-26-110817	11/8/2017	µg/L	1	U	1	U	1.17		3	U	1	U	1	U	1	U	5	U	--
	MW-26-120617	12/6/2017	µg/L	1	U	1	U	1	U	3	U	1	U	1	U	1	U	5	U	--
	MW-26-010918	1/9/2018	µg/L	1	U	1.79		6.2		13.8		1	U	1	U	1	U	5	U	--
	MW-26-020618	2/6/2018	µg/L	1	U	1	U	1	U	3	U	1	U	1	U	1	U	5	U	--
	MW-26-030618	3/6/2018	µg/L	1	U	1	U	1	U	3	U	1	U	1	U	1	U	5	U	--
	MW-26-040618	4/6/2018	µg/L	1	U	1	U	1	U	3	U	1	U	1	U	1	U	5	U	--
	MW-26-050318	5/3/2018	µg/L	1	U	1	U	1	U	3	U	1	U	1	U	1	U	5	U	--
	MW-26-060518	6/5/2018	µg/L	1	U	1	U	1	U	3	U	1	U	1	U	1	U	5	U	--
MW-26-071218	7/12/2018	µg/L	1	U	1	U	1	U	3	U	1	U	1	U	1	U	5	U	--	
MW-26-091118	9/11/2018	µg/L	1	U	1	U	1	U	3	U	1	U	1	U	1	U	5	U	--	
MW-26-120518	12/5/2018	µg/L	1	U	1	U	1	U	3	U	1	U	1	U	1	U	5	U	--	
MW-26-021919	2/19/2019	µg/L	1	U	1	U	1	U	3	U	1	U	1	U	1	U	5	U	--	
MW-26-030519	3/5/2019	µg/L	1	U	1	U	1	U	3	U	1	U	1	U	1	U	5	U	--	
MW-26-051519	5/15/2019	µg/L	1	U	1	U	1	U	3	U	1	U	1	U	1	U	5	U	--	
MW-26-060519	6/5/2019	µg/L	1	U	1	U	1	U	3	U	1	U	1	U	1	U	5	U	--	
MW-26B	MW-26B-012016	1/20/2016	µg/L	1	U	1	U	1	U	2	U	1	U	1	U	1	U	0.02	U	
	MW-26B-120116	12/1/2016	µg/L	1	U	1	U	1	U	1.3		1	U	1	U	1	U	--		
	MW-26B-031417	3/14/2017	µg/L	1	U	1	U	1	U	3	U	1	U	1	U	1	U	5	U	--
	MW-26B-032017	3/20/2017	µg/L	1	U	1	U	1	U	3	U	1	U	1	U	1	U	5	U	--
	MW-26B-033117	3/31/2017	µg/L	1	U	1	U	1	U	3	U	1	U	1	U	1	U	5	U	--
	MW-26B-040617	4/6/2017	µg/L	1	U	1	U	1	U	3	U	1	U	1	U	1	U	5	U	--
	MW-26B-062817	6/28/2017	µg/L	1	U	1	U	1	U	3	U	1	U	1	U	1	U	5	U	--
	MW-26B-090717	9/7/2017	µg/L	1	U	1	U	1	U	3	U	1	U	1	U	1	U	5	U	--
	MW-26B-120617	12/6/2017	µg/L	1	U	1	U	1	U	3	U	1	U	1	U	1	U	5	U	--
	MW-26B-030618	3/6/2018	µg/L	1	U	1	U	1.03		3	U	1	U	1	U	1	U	5	U	--
	MW-26B-060518	6/5/2018	µg/L	1	U	1	U	1	U	3	U	1	U	1	U	1	U	5	U	--
	MW-26B-091118	9/11/2018	µg/L	1	U	1	U	1	U	3	U	1	U	1	U	1	U	5	U	--
	MW-26B-120518	12/5/2018	µg/L	1	U	1	U	1	U	3	U	1	U	1	U	1	U	5	U	--
MW-26B-030519	3/5/2019	µg/L	1	U	1	U	1	U	3	U	1	U	1	U	1	U	5	U	--	
MW-26B-060519	6/5/2019	µg/L	1	U	1	U	1	U	3	U	1	U	1	U	1	U	5	U	--	

Table 5B. Analytical Results for Groundwater, Historical
 Plantation Pipe Line Company
 Lewis Drive Remediation Site, Belton, South Carolina
 Site ID #18693 "Kinder Morgan Belton Pipeline Release"

Location	Sample ID	Sample Date	Units	Analyte															
				Benzene	Ethylbenzene	Toluene	Total Xylenes	1,2-DCA	MTBE	Naphthalene	EDB								
RBSL ^a :			µg/L	5.0		700		1,000		10,000		5.0		40		25		0.05	
MW-27	MW-27-012716	1/27/2016	µg/L	1	U	1	U	1	U	2	U	1	U	1	U	1	U	0.019	U
	--	11/28/2016	--	NS-IW		NS-IW		NS-IW		NS-IW		NS-IW		NS-IW		NS-IW		NS-IW	
	MW-27-062817	6/28/2017	µg/L	2.69		4.06		3.88		35.9		1	U	1	U	5	U	--	
	MW-27-090817	9/8/2017	µg/L	4.96		5.75		2.13		14.8		1	U	1	U	5	U	--	
	MW-27-120517	12/5/2017	µg/L	6.48		8.23		12.5		20.5		1	U	1	U	5	U	--	
	MW-27-030818	3/8/2018	µg/L	14.5		29.7		62.3		227		1	U	1	U	5	U	--	
	MW-27-060518	6/5/2018	µg/L	5.74		7.74		22.6		70.3		1	U	1	U	5	U	--	
	MW-27-091118	9/11/2018	µg/L	2.06		2.94		7.44		25.6		1	U	1	U	5	U	--	
	MW-27-120518	12/5/2018	µg/L	2.96		9.03		23.1		50.3		1	U	1	U	5	U	--	
	MW-27-030519	3/5/2019	µg/L	1	U	1	U	4.05		9.95		1	U	1	U	5	U	--	
MW-27-060519	6/5/2019	µg/L	1.33		1	U	5.04		11.0		1	U	1	U	5	U	--		
MW-27B	MW-27B-051216	5/12/2016	µg/L	1	U	1	U	1	U	1	U	1	U	1	U	1	U	0.02	U
	MW-27B-120216	12/2/2016	µg/L	1	U	5.3		9.1		45.7		1	U	1	U	8.9		--	
	MW-27B-062817	6/28/2017	µg/L	1	U	4.04		4.04		32.7		1	U	1	U	6.09		--	
	MW-27B-090717	9/7/2017	µg/L	1	U	3.73		6.35		30.3		1	U	1	U	7.54		--	
	MW-27B-120517	12/5/2017	µg/L	1	U	3.1		5.91		24.8		1	U	1	U	5.81		--	
	MW-27B-030818	3/8/2018	µg/L	1	U	3.44		6.82		28.8		1	U	1	U	5	U	--	
	MW-27B-060518	6/5/2018	µg/L	1	U	3.38		6.18		26.8		1	U	1	U	5.1		--	
	MW-27B-091118	9/11/2018	µg/L	1	U	2.98		5.65		25.0		1	U	1	U	5	U	--	
	MW-27B-120518	12/5/2018	µg/L	1	U	2.47		4.97		21.1		1	U	1	U	5	U	--	
	MW-27B-030519	3/5/2019	µg/L	1	U	2.40		4.76		20.0		1	U	1	U	5	U	--	
MW-27B-060519	6/5/2019	µg/L	1	U	1.85		3.59		14.7		1	U	1	U	5	U	--		
MW-28	MW-28-012716	1/27/2016	µg/L	542		430		3,850		3,370		1	U	4.8		96.3		0.02	U
	--	11/28/2016	--	NS-IW		NS-IW		NS-IW		NS-IW		NS-IW		NS-IW		NS-IW		NS-IW	
	MW-28-031517	3/15/2017	µg/L	1,120		68.9		3,350		1,370		50	U ^b	50	U ^b	250	U	--	
	--	3/20/2017	--	NS-IW		NS-IW		NS-IW		NS-IW		NS-IW		NS-IW		NS-IW		NS-IW	
	--	3/31/2017	--	NS-IW		NS-IW		NS-IW		NS-IW		NS-IW		NS-IW		NS-IW		NS-IW	
	--	4/6/2017	--	NS-IW		NS-IW		NS-IW		NS-IW		NS-IW		NS-IW		NS-IW		NS-IW	
	MW-28-050317	5/3/2017	µg/L	65.9		14.5		263		1,010		1	U	2.94		9.33		--	
	MW-28-062817	6/28/2017	µg/L	199		55		108		546		1	U	1	U	10.1		--	
	MW-28-071717	7/17/2017	µg/L	219		64.2		85.8		422		1	U	1	U	14.7		--	
	MW-28-080217	8/2/2017	µg/L	219		48.7		52.7		187		1	U	3.46		11.9		--	
	MW-28-090817	9/8/2017	µg/L	130		16.2		175		388		1	U	4.77		13.6		--	
	--	10/4/2017	--	NS-IW		NS-IW		NS-IW		NS-IW		NS-IW		NS-IW		NS-IW		NS-IW	
	--	11/7/2017	--	NS-IW		NS-IW		NS-IW		NS-IW		NS-IW		NS-IW		NS-IW		NS-IW	
	--	12/7/2017	--	NS-IW		NS-IW		NS-IW		NS-IW		NS-IW		NS-IW		NS-IW		NS-IW	
	--	1/9/2018	--	NS-IW		NS-IW		NS-IW		NS-IW		NS-IW		NS-IW		NS-IW		NS-IW	
MW-28-020618	2/6/2018	µg/L	1	U	1	U	1	U	3	U	1	U	1	U	5	U	--		
MW-28-030818	3/8/2018	µg/L	10.1		9.92		5.27		21.2		1	U	1	U	5	U	--		
MW-28-040618	4/6/2018	µg/L	16.1		11.6		4		23.4		1	U	1	U	5	U	--		
MW-28-050318	5/3/2018	µg/L	8.25		8.8		1.55		24.5		1	U	1	U	5	U	--		
MW-28-060518	6/5/2018	µg/L	3.81		3.8		1.01		16.0		1	U	1	U	5	U	--		

Table 5B. Analytical Results for Groundwater, Historical
 Plantation Pipe Line Company
 Lewis Drive Remediation Site, Belton, South Carolina
 Site ID #18693 "Kinder Morgan Belton Pipeline Release"

Location	Sample ID	Sample Date	Units	Analyte													
				Benzene	Ethylbenzene	Toluene	Total Xylenes	1,2-DCA	MTBE	Naphthalene	EDB						
RBSL ^a :			µg/L	5.0	700	1,000	10,000	5.0	40	25	0.05						
MW-28	MW-28-071218	7/12/2018	µg/L	3.91	5.19	1.05	8.82	1	U	1	U	5	U	--			
	MW-28-091118	9/11/2018	µg/L	28.0	25.2	3.66	4.89	1	U	1	U	5	U	--			
	MW-28-120518	12/5/2018	µg/L	13.7	8.04	1.47	3	U	1	U	1	U	5	U	--		
	MW-28-030619	3/6/2019	µg/L	1	U	1	U	3	U	1	U	1	U	5	U	--	
	MW-28-060519	6/5/2019	µg/L	1	U	1	U	3	U	1	U	1	U	5	U	--	
MW-29	MW-29-012116	1/21/2016	µg/L	1	U	1	U	2	U	1	U	1	U	1	U	0.02	U
	MW-29-112916	11/29/2016	µg/L	1	U	1	U	1	U	1	U	1	U	1	U	--	
	MW-29-031317	3/13/2017	µg/L	1	U	1	U	3	U	1	U	1	U	5	U	--	
	MW-29-032017	3/20/2017	µg/L	1	U	1	U	3	U	1	U	1	U	5	U	--	
	MW-29-033117	3/31/2017	µg/L	1	U	1	U	3	U	1	U	1	U	5	U	--	
	MW-29-040617	4/6/2017	µg/L	1	U	1	U	3	U	1	U	1	U	5	U	--	
	MW-29-050317	5/3/2017	µg/L	1	U	1	U	3	U	1	U	1	U	5	U	--	
	MW-29-062817	6/28/2017	µg/L	1	U	1	U	3	U	1	U	1	U	5	U	--	
	MW-29-071717	7/17/2017	µg/L	1	U	1	U	3	U	1	U	1	U	5	U	--	
	MW-29-080117	8/1/2017	µg/L	1	U	1	U	3	U	1	U	1	U	5	U	--	
	MW-29-090717	9/7/2017	µg/L	1	U	1	U	3	U	1	U	1	U	5	U	--	
	MW-29-100417	10/4/2017	µg/L	1	U	1	U	3	U	1	U	1	U	5	U	--	
	MW-29-110817	11/8/2017	µg/L	1	U	1	U	3	U	1	U	1	U	5	U	--	
	MW-29-120617	12/6/2017	µg/L	1	U	1	U	3	U	1	U	1	U	5	U	--	
	MW-29-010918	1/9/2018	µg/L	1	U	1	U	3	U	1	U	1	U	5	U	--	
	MW-29-020618	2/6/2018	µg/L	1	U	1	U	3	U	1	U	1	U	5	U	--	
	MW-29-030718	3/7/2018	µg/L	1	U	1	U	3	U	1	U	1	U	5	U	--	
	MW-29-040618	4/6/2018	µg/L	1	U	1	U	3	U	1	U	1	U	5	U	--	
	MW-29-050318	5/3/2018	µg/L	1	U	1	U	3	U	1	U	1	U	5	U	--	
	MW-29-060518	6/5/2018	µg/L	1	U	1	U	3	U	1	U	1	U	5	U	--	
MW-29-071218	7/12/2018	µg/L	1	U	1	U	3	U	1	U	1	U	5	U	--		
MW-29-091118	9/11/2018	µg/L	1	U	1	U	3	U	1	U	1	U	5	U	--		
MW-29-120518	12/5/2018	µg/L	1	U	1	U	3	U	1	U	1	U	5	U	--		
MW-29-030519	3/5/2019	µg/L	1	U	1	U	3	U	1	U	1	U	5	U	--		
MW-29-060519	6/5/2019	µg/L	1	U	1	U	3	U	1	U	1	U	5	U	--		
MW-30	MW-30-012516	1/25/2016	µg/L	1	U	1	U	2	U	1	U	1	U	1	U	0.02	U
	--	11/28/2016	--	NS-IW	NS-IW	NS-IW	NS-IW	NS-IW	NS-IW	NS-IW	NS-IW	NS-IW	NS-IW	NS-IW	NS-IW	NS-IW	
	MW-30-050417	5/4/2017	µg/L	104	3.98	341	161	1	U	1	U	5	U	--			
	MW-30-062917	6/29/2017	µg/L	646	25	U	1,630	736	25	U ^b	25	U	125	U ^b	--		
	MW-30-071717	7/17/2017	µg/L	922	25	U	2,050	1,320	25	U ^b	25	U	125	U ^b	--		
	MW-30-080217	8/2/2017	µg/L	1,240	25.9	1,020	2,230	25	U ^b	25	U	125	U ^b	--			
	--	9/5/2017	--	NS-IW	NS-IW	NS-IW	NS-IW	NS-IW	NS-IW	NS-IW	NS-IW	NS-IW	NS-IW	NS-IW	NS-IW		
	--	10/4/2017	--	NS-IW	NS-IW	NS-IW	NS-IW	NS-IW	NS-IW	NS-IW	NS-IW	NS-IW	NS-IW	NS-IW	NS-IW		
	--	11/8/2017	--	NS-IW	NS-IW	NS-IW	NS-IW	NS-IW	NS-IW	NS-IW	NS-IW	NS-IW	NS-IW	NS-IW	NS-IW		
	--	12/4/2017	--	NS-IW	NS-IW	NS-IW	NS-IW	NS-IW	NS-IW	NS-IW	NS-IW	NS-IW	NS-IW	NS-IW	NS-IW		
--	1/8/2018	--	NS-IW	NS-IW	NS-IW	NS-IW	NS-IW	NS-IW	NS-IW	NS-IW	NS-IW	NS-IW	NS-IW	NS-IW			
MW-30-020518	2/5/2018	µg/L	2.2	1	U	1.86	4.1	1	U	1	U	5	U	--			

Table 5B. Analytical Results for Groundwater, Historical
 Plantation Pipe Line Company
 Lewis Drive Remediation Site, Belton, South Carolina
 Site ID #18693 "Kinder Morgan Belton Pipeline Release"

Location	Sample ID	Sample Date	Units	Analyte															
				Benzene	Ethylbenzene	Toluene	Total Xylenes	1,2-DCA	MTBE	Naphthalene	EDB								
RBSL ^a :			µg/L	5.0		700		1,000		10,000		5.0		40		25		0.05	
MW-30	MW-30-030718	3/7/2018	µg/L	22.1		1	U	8.94		19.1		1	U	2.25		5	U	--	
	MW-30-040618	4/6/2018	µg/L	1.9		1	U	7.38		5.95		1	U	2.22		5	U	--	
	MW-30-050318	5/3/2018	µg/L	1.19		1	U	3.7		3	U	1	U	2.29		5	U	--	
	MW-30-060618	6/6/2018	µg/L	1	U	1	U	1	U	3	U	1	U	2.58		5	U	--	
	MW-30-071218	7/12/2018	µg/L	1	U	1	U	1	U	3	U	1	U	2.79		5	U	--	
	--	9/11/2018	--	NS-IW		NS-IW		NS-IW		NS-IW		NS-IW		NS-IW		NS-IW		NS-IW	
	MW-30-120718	12/7/2018	µg/L	1	U	1	U	1	U	3	U	1	U	1.94		9.22		--	
	MW-30-030719	3/7/2019	µg/L	1	U	1	U	1	U	3	U	1	U	1	U	5	U	--	
MW-30-060419	6/4/2019	µg/L	1	U	1	U	1	U	3	U	1	U	1	U	5	U	--		
MW-31	MW-31-051016	5/10/2016	µg/L	1	U	1	U	1	U	1	U	1	U	1	U	1	U	0.02	U
	MW-31-112916	11/29/2016	µg/L	1	U	1	U	1	U	1	U	1	U	1	U	1	U	--	
	MW-31-050317	5/3/2017	µg/L	1	U	1	U	1	U	3	U	1	U	1	U	5	U	--	
	MW-31-062817	6/28/2017	µg/L	1	U	1	U	1	U	3	U	1	U	1	U	5	U	--	
	MW-31-071717	7/17/2017	µg/L	1	U	1	U	1	U	3	U	1	U	1	U	5	U	--	
	MW-31-080117	8/1/2017	µg/L	1	U	1	U	1	U	3	U	1	U	1	U	5	U	--	
	MW-31-090817	9/8/2017	µg/L	1	U	1	U	1	U	3	U	1	U	1	U	5	U	--	
	MW-31-100417	10/4/2017	µg/L	1	U	1	U	1	U	3	U	1	U	1	U	5	U	--	
	MW-31-110817	11/8/2017	µg/L	1	U	1	U	1	U	3	U	1	U	1	U	5	U	--	
	MW-31-120617	12/6/2017	µg/L	1	U	1	U	1	U	3	U	1	U	1	U	5	U	--	
	MW-31-010918	1/9/2018	µg/L	1	U	1	U	1	U	3	U	1	U	1	U	5	U	--	
	MW-31-020618	2/6/2018	µg/L	1	U	1	U	1	U	3	U	1	U	1	U	5	U	--	
	MW-31-030718	3/7/2018	µg/L	1	U	1	U	1	U	3	U	1	U	1	U	5	U	--	
	MW-31-040618	4/6/2018	µg/L	1	U	1	U	1	U	3	U	1	U	1	U	5	U	--	
	MW-31-050318	5/3/2018	µg/L	1	U	1	U	1	U	3	U	1	U	1	U	5	U	--	
	MW-31-060618	6/6/2018	µg/L	1	U	1	U	1	U	3	U	1	U	1	U	5	U	--	
	MW-31-071318	7/13/2018	µg/L	1	U	1	U	1	U	3	U	1	U	1	U	5	U	--	
	MW-31-091218	9/12/2018	µg/L	1	U	1	U	1	U	3	U	1	U	1	U	5	U	--	
	MW-31-120618	12/6/2018	µg/L	1	U	1	U	1	U	3	U	1	U	1	U	5	U	--	
	MW-31-030619	3/6/2019	µg/L	1	U	1	U	1	U	3	U	1	U	1	U	5	U	--	
MW-31-060519	6/5/2019	µg/L	1	U	1	U	1	U	3	U	1	U	1	U	5	U	--		
MW-31B	MW-31B-051116	5/11/2016	µg/L	1	U	1	U	2.70		1	U	1	U	1	U	1	U	0.02	U
MW-32	MW-32-051016	5/10/2016	µg/L	1	U	1	U	1	U	1	U	1	U	1	U	1	U	0.02	U
	MW-32-120616	12/6/2016	µg/L	1	U	1	U	1	U	1	U	1	U	1	U	1	U	--	
	MW-32-062917	6/29/2017	µg/L	1	U	1	U	1	U	3	U	1	U	1	U	5	U	--	
	MW-32-090817	9/8/2017	µg/L	1	U	1	U	1	U	3	U	1	U	1	U	5	U	--	
	MW-32-120717	12/7/2017	µg/L	1	U	1	U	1	U	3	U	1	U	1	U	5	U	--	
	MW-32-030718	3/7/2018	µg/L	1	U	1	U	1	U	3	U	1	U	1	U	5	U	--	
	MW-32-060618	6/6/2018	µg/L	1	U	1	U	1	U	3	U	1	U	1	U	5	U	--	
	MW-32-091218	9/12/2018	µg/L	1	U	1	U	1	U	3	U	1	U	1	U	5	U	--	
	MW-32-120618	12/6/2018	µg/L	1	U	1	U	1	U	3	U	1	U	1	U	5	U	--	
	MW-32-030719	3/7/2019	µg/L	1	U	1	U	1	U	3	U	1	U	1	U	5	U	--	
MW-32-060419	6/4/2019	µg/L	1	U	1	U	1	U	3	U	1	U	1	U	5	U	--		

Table 5B. Analytical Results for Groundwater, Historical
 Plantation Pipe Line Company
 Lewis Drive Remediation Site, Belton, South Carolina
 Site ID #18693 "Kinder Morgan Belton Pipeline Release"

Location	Sample ID	Sample Date	Units	Analyte															
				Benzene	Ethylbenzene	Toluene	Total Xylenes	1,2-DCA	MTBE	Naphthalene	EDB								
RBSL ^a :			µg/L	5.0		700		1,000		10,000		5.0		40		25		0.05	
MW-33	MW-33-051016	5/10/2016	µg/L	1	U	1	U	1	U	1	U	1	U	1	U	1	U	0.02	U
MW-33T	MW-33T-051016	5/10/2016	µg/L	1	U	1	U	1	U	1	U	1	U	1	U	1	U	0.02	U
	MW-33T-120617	12/6/2017	µg/L	1	U	1	U	1	U	1	U	1	U	1	U	1	U	--	
	MW-33T-030718	3/7/2018	µg/L	1	U	1	U	1	U	3	U	1	U	1	U	5	U	--	
	MW-33T-060618	6/6/2018	µg/L	1	U	1	U	1	U	3	U	1	U	1	U	5	U	--	
	MW-33T-091218	9/12/2018	µg/L	1	U	1	U	1	U	3	U	1	U	1	U	5	U	--	
	MW-33T-120618	12/6/2018	µg/L	1	U	1	U	1	U	3	U	1	U	1	U	5	U	--	
	MW-33T-030619	3/6/2019	µg/L	1	U	1	U	1	U	3	U	1	U	1	U	5	U	--	
MW-33T-060519	6/5/2019	µg/L	1	U	1	U	1	U	3	U	1	U	1	U	5	U	--		
MW-34	MW-34-031517	3/15/2017	--	978		33.0		143		218		10	U ^b	157		50	U ^b	--	
	MW-34-032017	3/20/2017	µg/L	801		10.0	U	113		305		10	U ^b	149		50	U ^b	--	
	MW-34-033117	3/31/2017	µg/L	728		10.0	U	81.4		224		10	U ^b	152		50	U ^b	--	
	MW-34-040617	4/6/2017	µg/L	860		1.7		58.6		181		1	U	123		5	U	--	
	MW-34-050317	5/3/2017	µg/L	287		2.62		27.2		130		1	U	124		5	U	--	
	MW-34-062817	6/28/2017	µg/L	167		4.59		9.3		39.2		1	U	68.3		5	U	--	
	MW-34-071717	7/17/2017	µg/L	137		5.83		19.8		69.5		1	U	73.8		5	U	--	
	MW-34-080117	8/1/2017	µg/L	517		10	U	31.7		110		10	U ^b	98.3		50	U ^b	--	
	MW-34-090817	9/8/2017	µg/L	1,430		6.01		98.0		264		1	U	191		7.33		--	
	MW-34-100417	10/4/2017	µg/L	919		10	U	36.8		157		10	U ^b	151		50	U ^b	--	
	MW-34-110817	11/8/2017	µg/L	338		10	U	15.3		140		10	U ^b	266		50	U ^b	--	
	MW-34-120617	12/6/2017	µg/L	169		10	U	29.7		69.9		10	U ^b	218		50	U ^b	--	
	MW-34-010918	1/9/2018	µg/L	147		10	U	13.1		79.8		10	U ^b	246		50	U ^b	--	
	MW-34-020618	2/6/2018	µg/L	249		10	U	19.2		88.3		10	U ^b	191		50	U ^b	--	
	MW-34-030818	3/8/2018	µg/L	696		7.35		51.6		180		1	U	229		5.84		--	
	MW-34-040618	4/6/2018	µg/L	619		2.22		31.9		150		1	U	281		7.77		--	
	MW-34-050318	5/3/2018	µg/L	342		10	U	18.1		99.7		10	U ^b	278		50	U ^b	--	
	MW-34-060518	6/5/2018	µg/L	63.1		1	U	3.28		19.2		1	U	247		5	U	--	
	MW-34-071218	7/12/2018	µg/L	186		2.41		9.34		33.7		1	U	153		5	U	--	
	MW-34-080218	8/2/2018	µg/L	414		5.27		32.6		53.6		1	U	147		5	U	--	
MW-34-091218	9/12/2018	µg/L	21.8		1	U	1	U	3	U	1	U	209		5	U	--		
MW-34-110218	11/2/2018	µg/L	75.1		1	U	1.53		8.16		1	U	302		5	U	--		
MW-34-120618	12/6/2018	µg/L	1	U	1	U	1	U	6.63		1	U	271		5	U	--		
MW-34-022019	2/20/2019	µg/L	124		1.13		3.82		15	U	1	U	303		5	U	--		
MW-34-030619	3/6/2019	µg/L	42.4		1	U	1	U	5.32		1	U	242		5	U	--		
MW-34-051519	5/15/2019	µg/L	162		2.18		2.63		14.9		1	U	163		5	U	--		
MW-34-060519	6/5/2019	µg/L	36.6		5	U	5	U	15	U	5	U	148		25	U	--		
MW-35	MW-35-051016	5/10/2016	µg/L	1	U	1	U	1	U	1	U	1	U	1	U	1	U	0.02	U
	MW-35-120116	12/1/2016	µg/L	1	U	1	U	1	U	1	U	1	U	1	U	1	U	--	
	MW-35-031417	3/14/2017	µg/L	1	U	1	U	1	U	3	U	1	U	1	U	5	U	--	
	MW-35-032017	3/20/2017	µg/L	1	U	1	U	1	U	3	U	1	U	1	U	5	U	--	
	MW-35-033117	3/31/2017	µg/L	1	U	1	U	1	U	3	U	1	U	1	U	5	U	--	
MW-35-040617	4/6/2017	µg/L	1	U	1	U	1	U	3	U	1	U	1	U	5	U	--		

Table 5B. Analytical Results for Groundwater, Historical
 Plantation Pipe Line Company
 Lewis Drive Remediation Site, Belton, South Carolina
 Site ID #18693 "Kinder Morgan Belton Pipeline Release"

Location	Sample ID	Sample Date	Units	Analyte															
				Benzene	Ethylbenzene	Toluene	Total Xylenes	1,2-DCA	MTBE	Napthalene	EDB								
RBSL ^a :			µg/L	5.0		700		1,000		10,000		5.0		40		25		0.05	
MW-35	MW-35-050317	5/3/2017	µg/L	1	U	1	U	1	U	3	U	1	U	1	U	5	U	--	
	MW-35-062817	6/28/2017	µg/L	1	U	1	U	1	U	3	U	1	U	1	U	5	U	--	
	MW-35-071717	7/17/2017	µg/L	1	U	1	U	1	U	3	U	1	U	1	U	5	U	--	
	MW-35-080117	8/1/2017	µg/L	1	U	1	U	1	U	3	U	1	U	1	U	5	U	--	
	MW-35-090817	9/8/2017	µg/L	1	U	1	U	1	U	3	U	1	U	1	U	5	U	--	
	MW-35-100417	10/4/2017	µg/L	1	U	1	U	1	U	3	U	1	U	1	U	5	U	--	
	MW-35-110817	11/8/2017	µg/L	1	U	1	U	1	U	3	U	1	U	1	U	5	U	--	
	MW-35-120617	12/6/2017	µg/L	1	U	1	U	1	U	3	U	1	U	1	U	5	U	--	
	MW-35-010918	1/9/2018	µg/L	1	U	1	U	1	U	3	U	1	U	1	U	5	U	--	
	MW-35-020618	2/6/2018	µg/L	1	U	1	U	1	U	3	U	1	U	1	U	5	U	--	
	MW-35-030818	3/8/2018	µg/L	1	U	1	U	1	U	3	U	1	U	1	U	5	U	--	
	MW-35-040618	4/6/2018	µg/L	1	U	1	U	1	U	3	U	1	U	1	U	5	U	--	
	MW-35-050318	5/3/2018	µg/L	1	U	1	U	1	U	3	U	1	U	1	U	5	U	--	
	MW-35-060618	6/6/2018	µg/L	1	U	1	U	1	U	3	U	1	U	1	U	5	U	--	
	MW-35-071218	7/12/2018	µg/L	1	U	1	U	1	U	3	U	1	U	1	U	5	U	--	
	MW-35-091118	9/11/2018	µg/L	1	U	1	U	1	U	3	U	1	U	1	U	5	U	--	
MW-35-120518	12/5/2018	µg/L	1	U	1	U	1	U	3	U	1	U	1	U	5	U	--		
MW-35-030619	3/6/2019	µg/L	1	U	1	U	1	U	3	U	1	U	1	U	5	U	--		
MW-35-060519	6/5/2019	µg/L	1	U	1	U	4.52		3	U	1	U	1	U	5	U	--		
MW-36	MW-36-051116	5/11/2016	µg/L	1	U	1	U	1	U	1	U	1	U	1	U	1	U	0.02	U
	MW-36-112916	11/29/2016	µg/L	1.3		1	U	6.5		1.1		1	U	1	U	1	U	--	
	MW-36-062917	6/29/2017	µg/L	2.11		1	U	2.28		3	U	1	U	1	U	5	U	--	
	MW-36-090817	9/8/2017	µg/L	4.75		1	U	6.16		4.62		1	U	1	U	5	U	--	
	MW-36-120717	12/7/2017	µg/L	17.5		1	U	30.2		14.4		1	U	1	U	5	U	--	
	MW-36-030718	3/7/2018	µg/L	44.2		10	U	75.2		38.4		10	U ^b	10	U	50	U ^b	--	
	MW-36-060718	6/7/2018	µg/L	184		1	U	208		134		1	U	2.06		5	U	--	
	MW-36-091318	9/13/2018	µg/L	238		1	U	326		238		1	U	1	U	5	U	--	
	MW-36-120618	12/6/2018	µg/L	146		1	U	181		142		1	U	1	U	5	U	--	
	MW-36-021919	2/19/2019	µg/L	708		1	U	186		152		1	U	1	U	5	U	--	
	MW-36-030719	3/7/2019	µg/L	223		1	U	210		161		1	U	2.67		5	U	--	
	MW-36-051519	5/15/2019	µg/L	1160		5	U	78.4		482		5	U	292		228		--	
MW-36-060419	6/4/2019	µg/L	1100		1	U	48.1		428		1	U	1	U	5	U	--		
MW-36B	MW-36B-051116	5/11/2016	µg/L	1	U	1	U	7.2		1	U	1	U	1	U	1	U	0.02	U
	MW-36B-112916	11/29/2016	µg/L	1	U	1	U	1.6		1	U	1	U	1	U	1	U	--	
	MW-36B-062917	6/29/2017	µg/L	1	U	1	U	1	U	3	U	1	U	1	U	5	U	--	
	MW-36B-090817	9/8/2017	µg/L	1	U	1	U	1	U	3	U	1	U	1	U	5	U	--	
	MW-36B-120717	12/7/2017	µg/L	1	U	1	U	1	U	3	U	1	U	1	U	5	U	--	
	MW-36B-030718	3/7/2018	µg/L	1	U	1	U	1	U	3	U	1	U	1	U	5	U	--	
	MW-36B-060618	6/7/2018	µg/L	1	U	1	U	1	U	3	U	1	U	1	U	5	U	--	
	MW-36B-091318	9/13/2018	µg/L	1	U	1	U	1	U	3	U	1	U	1	U	5	U	--	
MW-36B-120618	12/6/2018	µg/L	1	U	1	U	1	U	3	U	1	U	1	U	5	U	--		

Table 5B. Analytical Results for Groundwater, Historical
 Plantation Pipe Line Company
 Lewis Drive Remediation Site, Belton, South Carolina
 Site ID #18693 "Kinder Morgan Belton Pipeline Release"

Location	Sample ID	Sample Date	Units	Analyte														
				Benzene	Ethylbenzene	Toluene	Total Xylenes	1,2-DCA	MTBE	Napthalene	EDB							
RBSL ^a :			µg/L	5.0		700		1,000		10,000		5.0		40		25		0.05
MW-36B	MW-36B-030719	3/7/2019	µg/L	1	U	1	U	1	U	3	U	1	U	1	U	5	U	--
	MW-36B-060419	6/4/2019	µg/L	1	U	1	U	1	U	3	U	1	U	1	U	5	U	--
MW-37	MW-37-113016	11/30/2016	µg/L	1	U	1	U	1	U	1	U	1	U	1	U	1	U	--
	MW-37-062817	6/28/2017	µg/L	1	U	1	U	1	U	3	U	1	U	1.44		5	U	--
	MW-37-090817	9/8/2017	µg/L	1	U	1	U	1	U	3	U	1	U	1.5		5	U	--
	MW-37-120617	12/6/2017	µg/L	1	U	1	U	1	U	3	U	1	U	2.93		5	U	--
	MW-37-030818	3/8/2018	µg/L	1	U	1	U	1	U	3	U	1	U	3.71		5	U	--
	MW-37-060518	6/5/2018	µg/L	1	U	1	U	1	U	3	U	1	U	5.06		5	U	--
	MW-37-091218	9/12/2018	µg/L	1	U	1	U	1	U	3	U	1	U	4.30		5	U	--
	MW-37-120618	12/6/2018	µg/L	1	U	1	U	1	U	3	U	1	U	1	U	5	U	--
	MW-37-021919	2/19/2019	µg/L	1	U	1	U	1	U	3	U	1	U	1	U	5	U	--
	MW-37-030619	3/6/2019	µg/L	1	U	1	U	1	U	3	U	1	U	1	U	5	U	--
	MW-37-051519	5/15/2019	µg/L	1	U	1	U	1	U	3	U	1	U	1	U	5	U	--
	MW-37-060519	6/5/2019	µg/L	1	U	1	U	1	U	3	U	1	U	1	U	5	U	--
MW-38	MW-38-113016	11/30/2016	µg/L	1	U	1	U	1	U	1	U	1	U	5.5		1	U	--
	MW-38-031417	3/14/2017	µg/L	1	U	1	U	1	U	3	U	1	U	9.14		5	U	--
	MW-38-032017	3/20/2017	µg/L	1	U	1	U	1	U	3	U	1	U	7.55		5	U	--
	MW-38-033117	3/31/2017	µg/L	1	U	1	U	1	U	3	U	1	U	10.2		5	U	--
	MW-38-040617	4/6/2017	µg/L	1	U	1	U	1	U	3	U	1	U	8.06		5	U	--
	MW-38-050317	5/3/2017	µg/L	1	U	1	U	1	U	3	U	1	U	9.08		5	U	--
	MW-38-062817	6/28/2017	µg/L	9.71		1.17		1	U	6.63		1	U	1	U	5	U	--
	MW-38-071717	7/17/2017	µg/L	1	U	1	U	1	U	3	U	1	U	8.59		5	U	--
	MW-38-080117	8/1/2017	µg/L	1	U	1	U	1	U	3	U	1	U	7.25		5	U	--
	MW-38-090817	9/8/2017	µg/L	1	U	1	U	1	U	3	U	1	U	12.9		5	U	--
	MW-38-100417	10/4/2017	µg/L	1.75		1	U	1	U	3	U	1	U	11.2		5	U	--
	MW-38-110817	11/8/2017	µg/L	4.48		1	U	1	U	12.4		1	U	29.2		5	U	--
	MW-38-120617	12/6/2017	µg/L	102		1	U	1	U	86.1		1	U	38		5	U	--
	MW-38-010918	1/9/2018	µg/L	311		1	U	2.31		158		1	U	49.4		5	U	--
	MW-38-020618	2/6/2018	µg/L	389		5	U	5	U	208		5	U	48.8		25	U	--
	MW-38-030818	3/8/2018	µg/L	364		5	U	5	U	202		5	U	54.8		25	U	--
	MW-38-040618	4/6/2018	µg/L	347		1	U	2.95		221		1	U	68.8		10.4		--
	MW-38-050318	5/3/2018	µg/L	378		10	U	10	U	212		10	U ^b	62.1		50	U ^b	--
	MW-38-060518	6/5/2018	µg/L	373		1	U	2.49		222		1	U	75.5		9		--
	MW-38-071218	7/12/2018	µg/L	268		1	U	1.27		138		1	U	52.5		7.26		--
	MW-38-091218	9/12/2018	µg/L	157		1	U	1.19		66.5		1	U	38.8		5	U	--
	MW-38-120618	12/6/2018	µg/L	412		1	U	1.90		236		1	U	89.7		13.7		--
	MW-38-021919	2/19/2019	µg/L	887		1	U	10	U	331		1	U	87.1		14.3		--
	MW-38-030619	3/6/2019	µg/L	849		1	U	2.55		278		1	U	96.7		18.0		--
	MW-38-051519	5/15/2019	µg/L	614		1	U	1.42		178		1	U	95.6		10.1		--
	MW-38-060519	6/5/2019	µg/L	950		100	U	100	U	300	U	100	U ^b	118		500	U ^b	--

Table 5B. Analytical Results for Groundwater, Historical
 Plantation Pipe Line Company
 Lewis Drive Remediation Site, Belton, South Carolina
 Site ID #18693 "Kinder Morgan Belton Pipeline Release"

Location	Sample ID	Sample Date	Units	Analyte												
				Benzene	Ethylbenzene	Toluene	Total Xylenes	1,2-DCA	MTBE	Naphthalene	EDB					
RBSL ^a :			µg/L	5.0	700	1,000	10,000	5.0	40	25	0.05					
MW-39	MW-39-120716	12/7/2016	µg/L	6,320	682	1,290	3,650	50	U ^b	311	86	--				
	MW-39-031417	3/14/2017	µg/L	6,370	431	2,200	3,700	10	U ^b	199	117	--				
	MW-39-032017	3/20/2017	µg/L	7,340	704	2,990	4,050	100	U ^b	248	500	U ^b				
	MW-39-033117	3/31/2017	µg/L	7,540	899	3,140	4,400	50	U ^b	272	250	U ^b				
	MW-39-040617	4/6/2017	µg/L	6,180	754	3,280	3,860	50	U ^b	257	250	U ^b				
	MW-39-062817	6/28/2017	µg/L	5,470	58	3,360	3,900	20	U ^b	239	100	U ^b				
	MW-39-071717	7/17/2017	µg/L	4,690	100	U	3,760	4,580	100	U ^b	344	500	U ^b			
	MW-39-080117	8/1/2017	µg/L	4,630	100	U	2,880	4,740	100	U ^b	348	500	U ^b			
	MW-39-090817	9/8/2017	µg/L	3,380	10.7	1,040	2,740	1	U	376	15.6	--				
	MW-39-100417	10/4/2017	µg/L	1,560	50	U	365	1,350	50	U ^b	305	250	U ^b			
	MW-39-110817	11/8/2017	µg/L	878	50	U	123	368	50	U ^b	442	250	U ^b			
	MW-39-120617	12/6/2017	µg/L	345	50	U	69	150	50	U ^b	355	250	U ^b			
	MW-39-010918	1/9/2018	µg/L	23.8	5	U	5	15	U	5	U	370	25	U		
	MW-39-020618	2/6/2018	µg/L	46.9	5	U	5	15	U	5	U	263	25	U		
	MW-39-030818	3/8/2018	µg/L	1	U	1	U	1	U	3	U	1	U	304	5	U
	MW-39-040618	4/6/2018	µg/L	1.00	1	U	1	U	3	U	1	U	297	5	U	
	MW-39-050318	5/3/2018	µg/L	10	U	10	U	10	U	30	U	10	U ^b	287	50	U ^b
	MW-39-060518	6/5/2018	µg/L	1	U	1	U	1	U	3	U	1	U	322	5	U
	MW-39-071218	7/12/2018	µg/L	1.00	1	U	1	U	3	U	1	U	244	5	U	
	MW-39-091218	9/12/2018	µg/L	1	U	1	U	1	U	3	U	1	U	176	5	U
MW-39-120618	12/6/2018	µg/L	30.6	1	U	7.49	29.3	1	U	156	5	U	--			
MW-39-021919	2/19/2019	µg/L	1	U	1	U	3	U	1	U	53.8	5	U	--		
MW-39-030619	3/6/2019	µg/L	1.91	1	U	1.01	3	U	1	U	61.0	5	U	--		
MW-39-051519	5/15/2019	µg/L	1	U	1	U	3	U	1	U	89.4	5	U	--		
MW-39-060519	6/5/2019	µg/L	1	U	1	U	3	U	1	U	156	5	U	--		
MW-40	MW-40-120716	12/7/2016	µg/L	6,730	588	7,460	3,390	50	U ^b	373	64.8	--				
	MW-40-031417	3/14/2017	µg/L	11,600	1,280	16,100	7,260	50	U ^b	691	250	U ^b				
	MW-40-032017	3/20/2017	µg/L	12,300	1,330	19,600	7,500	200	U ^b	654	1,000	U ^b				
	MW-40-033117	3/31/2017	µg/L	13,300	1,500	19,500	8,070	100	U ^b	727	500	U ^b				
	MW-40-040617	4/6/2017	µg/L	10,400	1,180	16,200	6,570	200	U ^b	650	1,000	U ^b				
	MW-40-062817	6/28/2017	µg/L	9,250	1,030	19,200	6,540	500	U ^b	590	2,500	U ^b				
	MW-40-071717	7/17/2017	µg/L	11,400	1,210	25,300	7,430	500	U ^b	727	2,500	U ^b				
	MW-40-080117	8/1/2017	µg/L	12,000	1,120	23,200	8,070	500	U ^b	631	2,500	U ^b				
	MW-40-090817	9/8/2017	µg/L	14,300	1,250	28,700	9,250	20	U ^b	716	219	--				
	MW-40-100417	10/4/2017	µg/L	13,800	1,000	U ^b	28,800	9,530	1,000	U ^b	1,000	U ^b	5,000	U ^b		
	MW-40-110817	11/8/2017	µg/L	13,500	1,000	U ^b	23,000	9,290	1,000	U ^b	1,000	U ^b	5,000	U ^b		
	MW-40-120617	12/6/2017	µg/L	14,300	1,000	U ^b	22,300	10,100	1,000	U ^b	1,000	U ^b	5,000	U ^b		
	MW-40-010918	1/9/2018	µg/L	12,400	773	22,300	10,200	200	U ^b	497	1,000	U ^b	--			
	MW-40-020618	2/6/2018	µg/L	11,100	777	20,300	9,350	200	U ^b	373	1,000	U ^b	--			
	MW-40-030818	3/8/2018	µg/L	8,450	498	14,500	7,580	50	U ^b	337	250	U ^b	--			
	MW-40-040618	4/6/2018	µg/L	6,710	212	8,350	5,460	100	U ^b	423	500	U ^b	--			
	MW-40-050318	5/3/2018	µg/L	2,890	100	U	3,490	3,350	100	U ^b	288	500	U ^b			

Table 5B. Analytical Results for Groundwater, Historical
 Plantation Pipe Line Company
 Lewis Drive Remediation Site, Belton, South Carolina
 Site ID #18693 "Kinder Morgan Belton Pipeline Release"

Location	Sample ID	Sample Date	Units	Analyte												
				Benzene	Ethylbenzene	Toluene	Total Xylenes	1,2-DCA	MTBE	Naphthalene	EDB					
RBSL ^a :			µg/L	5.0	700	1,000	10,000	5.0	40	25	0.05					
MW-40	MW-40-060518	6/5/2018	µg/L	472	16.8	514	1,490	1	U	255	20.4	--				
	MW-40-071218	7/12/2018	µg/L	148	6.85	28.7	197	1	U	152	8.62	--				
	MW-40-080218	8/2/2018	µg/L	123	4.46	9.67	93.2	1	U	183	5	U				
	MW-40-091218	9/12/2018	µg/L	28.2	1.67	15.3	14.0	1	U	112	5	U				
	MW-40-110218	11/2/2018	µg/L	6.40	1	U	2.05	3	U	1	U	76.7	5	U		
	MW-40-120618	12/6/2018	µg/L	1	U	1	U	1	U	3	U	1	U	36.2	5	U
	MW-40-022019	2/20/2019	µg/L	2.68	1	U	1	U	3	U	1	U	7.34	5	U	
	MW-40-030619	3/6/2019	µg/L	1	U	1	U	1	U	3	U	1	U	3.73	5	U
	MW-40-051419	5/14/2019	µg/L	1	U	1	U	1	U	3	U	1	U	2.12	5	U
MW-40-060519	6/5/2019	µg/L	1	U	1	U	1	U	3	U	1	U	1.81	5	U	
MW-41	MW-41-120716	12/7/2016	µg/L	212	2	U	2	U	155	2	U	6.7	5.6	--		
	MW-41-031417	3/14/2017	µg/L	469	1.78	1	U	275	1	U	4.34	18.1	--			
	MW-41-032017	3/20/2017	µg/L	424	2.62	1	U	342	1	U	1	U	16.9	--		
	MW-41-033117	3/31/2017	µg/L	449	5	U	5	U	343	5	U ^b	5	U	25	U ^b	
	MW-41-040617	4/6/2017	µg/L	470	2.06	1	U	258	1	U	3.84	10.6	--			
	MW-41-062817	6/28/2017	µg/L	292	8.83	2.09	271	1	U	3.36	13.3	--				
	MW-41-071717	7/17/2017	µg/L	487	15.8	3.09	366	1	U	3.62	27.9	--				
	MW-41-080117	8/1/2017	µg/L	371	10	U	10	U	260	10	U ^b	10	U	50	U ^b	
	MW-41-090817	9/8/2017	µg/L	189	1.51	1	U	90	1	U	3.74	5	U	--		
	MW-41-100417	10/4/2017	µg/L	93.5	1	U	1	U	59.9	1	U	1.84	5	U	--	
	MW-41-110817	11/8/2017	µg/L	99.6	1	U	1	U	56.6	1	U	2.46	5.68	--		
	MW-41-120617	12/6/2017	µg/L	27.6	1	U	1	U	11.1	1	U	1.62	5	U	--	
	MW-41-010918	1/9/2018	µg/L	2.06	1	U	1	U	3	U	1	U	1.43	5	U	
	MW-41-020618	2/6/2018	µg/L	1	U	1	U	1	U	3	U	1	U	1	U	5
	MW-41-030818	3/8/2018	µg/L	1	U	1	U	1	U	3	U	1	U	1	U	5
	MW-41-040618	4/6/2018	µg/L	1	U	1	U	1	U	3	U	1	U	1	U	5
	MW-41-050318	5/3/2018	µg/L	1	U	1	U	1	U	3	U	1	U	1	U	5
	MW-41-060518	6/5/2018	µg/L	1	U	1	U	1	U	3	U	1	U	1	U	5
	MW-41-071218	7/12/2018	µg/L	1	U	1	U	1	U	3	U	1	U	1	U	5
	MW-41-091218	9/12/2018	µg/L	1	U	1	U	1	U	3	U	1	U	1	U	5
	MW-41-120618	12/6/2018	µg/L	1	U	1	U	1	U	3	U	1	U	1	U	5
	MW-41-021919	2/19/2019	µg/L	1	U	1	U	1	U	3	U	1	U	1	U	5
	MW-41-030619	3/6/2019	µg/L	1	U	1	U	1	U	3	U	1	U	1	U	5
	MW-41-051519	5/15/2019	µg/L	1	U	1	U	1	U	3	U	1	U	1	U	5
MW-41-060519	6/5/2019	µg/L	1	U	1	U	1	U	3	U	1	U	1	U	5	
MW-42	MW-42-120716	12/7/2016	µg/L	3.8	1	U	1	U	2.7	1	U	1	U	1	U	
	MW-42-031417	3/14/2017	µg/L	19.3	1	U	1	U	3	U	1	U	1.12	5	U	
	MW-42-032017	3/20/2017	µg/L	59.6	1	U	1	U	16.9	1	U	1.24	5	U		
	MW-42-033117	3/31/2017	µg/L	135	1	U	1	U	73.8	1	U	1	U	5.19	--	
	MW-42-040617	4/6/2017	µg/L	93.5	1	U	1	U	53.3	1	U	1.18	5	U		
	MW-42-062817	6/28/2017	µg/L	15.1	1	U	1	U	11.7	1	U	1.25	5	U		
MW-42-090817	9/8/2017	µg/L	143	1	U	1	U	100	1	U	1.51	5.52	--			

Table 5B. Analytical Results for Groundwater, Historical
 Plantation Pipe Line Company
 Lewis Drive Remediation Site, Belton, South Carolina
 Site ID #18693 "Kinder Morgan Belton Pipeline Release"

Location	Sample ID	Sample Date	Units	Analyte														
				Benzene	Ethylbenzene	Toluene	Total Xylenes	1,2-DCA	MTBE	Naphthalene	EDB							
RBSL ^a :			µg/L	5.0		700		1,000		10,000		5.0		40		25		0.05
MW-42	MW-42-120617	12/6/2017	µg/L	9.82		1	U	1	U	45		1	U	1.24		5	U	--
	MW-42-030818	3/8/2018	µg/L	1.02		1	U	1	U	3	U	1	U	1	U	5	U	--
	MW-42-060518	6/5/2018	µg/L	1	U	1	U	1	U	3	U	1	U	1	U	5	U	--
	MW-42-091218	9/12/2018	µg/L	1	U	1	U	1	U	3	U	1	U	1	U	5	U	--
	MW-42-120618	12/6/2018	µg/L	1	U	1	U	1	U	3	U	1	U	1	U	5	U	--
	MW-42-030619	3/6/2019	µg/L	1	U	1	U	1	U	3	U	1	U	1	U	5	U	--
	MW-42-060519	6/5/2019	µg/L	1	U	1	U	1	U	3	U	1	U	1	U	5	U	--
MW-43	MW-43-110817	11/8/2017	µg/L	1	U	1	U	1	U	3	U	1	U	1	U	5	U	--
	MW-43-120617	12/6/2017	µg/L	1	U	1	U	1	U	3	U	1	U	1	U	5	U	--
	MW-43-010918	1/9/2018	µg/L	1	U	1	U	1	U	3	U	1	U	1	U	5	U	--
	MW-43-020618	2/6/2018	µg/L	1	U	1	U	1	U	3	U	1	U	1	U	5	U	--
	MW-43-030818	3/8/2018	µg/L	1	U	1	U	1	U	3	U	1	U	1	U	5	U	--
	MW-43-040618	4/6/2018	µg/L	1	U	1	U	1	U	3	U	1	U	1	U	5	U	--
	MW-43-050318	5/3/2018	µg/L	1	U	1	U	1	U	3	U	1	U	1	U	5	U	--
	MW-43-060618	6/6/2018	µg/L	1	U	1	U	1	U	3	U	1	U	1	U	5	U	--
	MW-43-071218	7/12/2018	µg/L	1	U	1	U	1	U	3	U	1	U	4.42		5	U	--
	MW-43-091218	9/12/2018	µg/L	1	U	1	U	1	U	3	U	1	U	1	U	5	U	--
	MW-43-120618	12/6/2018	µg/L	1	U	1	U	1	U	3	U	1	U	1	U	5	U	--
	MW-43-030619	3/6/2019	µg/L	1	U	1	U	1	U	3	U	1	U	1	U	5	U	--
	MW-43-060519	6/5/2019	µg/L	1	U	1	U	1	U	3	U	1	U	1	U	5	U	--
MW-43B	MW-43B-120617	12/6/2017	µg/L	1	U	1	U	1	U	3	U	1	U	1	U	5	U	--
	MW-43B-030818	3/8/2018	µg/L	1	U	1	U	1	U	3	U	1	U	1	U	5	U	--
	MW-43B-060618	6/6/2018	µg/L	1	U	1	U	1	U	3	U	1	U	1	U	5	U	--
	MW-43B-091218	9/12/2018	µg/L	1	U	1	U	1	U	3	U	1	U	1	U	5	U	--
	MW-43B-120618	12/6/2018	µg/L	1	U	1	U	1	U	3	U	1	U	1	U	5	U	--
	MW-43B-030619	3/6/2019	µg/L	1	U	1	U	1	U	3	U	1	U	1	U	5	U	--
	MW-43B-060519	6/5/2019	µg/L	1	U	1	U	1	U	3	U	1	U	1	U	5	U	--
MW-44	--	3/13/2017	--	NS-IW		NS-IW		NS-IW		NS-IW		NS-IW		NS-IW		NS-IW		NS-IW
	MW-44-062917	6/29/2017	µg/L	1.06		1	U	7.12		3.11		1	U	1	U	5	U	--
	--	9/5/2017	--	NS-IW		NS-IW		NS-IW		NS-IW		NS-IW		NS-IW		NS-IW		NS-IW
	--	12/4/2017	--	NS-IW		NS-IW		NS-IW		NS-IW		NS-IW		NS-IW		NS-IW		NS-IW
	MW-44-030818	3/8/2018	µg/L	1	U	1	U	1	U	3	U	1	U	1	U	5	U	--
	MW-44-060518	6/5/2018	µg/L	1	U	1	U	1	U	3	U	1	U	1	U	5	U	--
	MW-44-091318	9/13/2018	µg/L	1	U	1	U	1	U	3	U	1	U	1	U	5	U	--
	MW-44-120518	12/5/2018	µg/L	1	U	1	U	1	U	3	U	1	U	1	U	5	U	--
	MW-44-030519	3/5/2019	µg/L	1	U	1	U	1	U	3	U	1	U	1	U	5	U	--
	MW-44-060419	6/4/2019	µg/L	1	U	1	U	1	U	3	U	1	U	1	U	5	U	--
MW-44B	MW-44B-031317	3/13/2017	µg/L	1	U	1	U	1	U	3	U	1	U	1	U	5	U	--
	MW-44B-062817	6/28/2017	µg/L	1	U	1	U	2.39		3	U	1	U	1	U	5	U	--
	MW-44B-090717	9/7/2017	µg/L	1	U	1	U	3.07		3	U	1	U	1	U	5	U	--
	MW-44B-120517	12/5/2017	µg/L	1	U	1	U	2.27		3	U	1	U	1	U	5	U	--
	MW-44B-030818	3/8/2018	µg/L	1	U	1	U	1	U	3	U	1	U	1	U	5	U	--

Table 5B. Analytical Results for Groundwater, Historical
 Plantation Pipe Line Company
 Lewis Drive Remediation Site, Belton, South Carolina
 Site ID #18693 "Kinder Morgan Belton Pipeline Release"

Location	Sample ID	Sample Date	Units	Analyte														
				Benzene	Ethylbenzene	Toluene	Total Xylenes	1,2-DCA	MTBE	Naphthalene	EDB							
RBSL ^a :			µg/L	5.0		700		1,000		10,000		5.0		40		25		0.05
MW-44B	MW-44B-060518	6/5/2018	µg/L	1	U	1	U	1	U	3	U	1	U	1	U	5	U	--
	MW-44B-091118	9/11/2018	µg/L	1	U	1	U	1	U	3	U	1	U	1	U	5	U	--
	MW-44B-120518	12/5/2018	µg/L	1	U	1	U	1	U	3	U	1	U	1	U	5	U	--
	MW-44B-030519	3/5/2019	µg/L	1	U	1	U	1	U	3	U	1	U	1	U	5	U	--
	MW-44B-060419	6/4/2019	µg/L	1	U	1	U	1	U	3	U	1	U	1	U	5	U	--
MW-45	--	3/13/2017	--	NS-IW		NS-IW		NS-IW		NS-IW		NS-IW		NS-IW		NS-IW		NS-IW
	--	3/20/2017	--	NS-IW		NS-IW		NS-IW		NS-IW		NS-IW		NS-IW		NS-IW		NS-IW
	--	3/31/2017	--	NS-IW		NS-IW		NS-IW		NS-IW		NS-IW		NS-IW		NS-IW		NS-IW
	--	4/6/2017	--	NS-IW		NS-IW		NS-IW		NS-IW		NS-IW		NS-IW		NS-IW		NS-IW
	--	5/3/2017	--	NS-IW		NS-IW		NS-IW		NS-IW		NS-IW		NS-IW		NS-IW		NS-IW
	MW-45-062917	6/29/2017	µg/L	1	U	1	U	1	U	3	U	1	U	1	U	5	U	--
	MW-45-071717	7/17/2017	µg/L	1	U	1	U	1	U	3	U	1	U	1	U	5	U	--
	MW-45-080217	8/2/2017	µg/L	1	U	1	U	1	U	3	U	1	U	1	U	5	U	--
	--	9/5/2017	--	NS-IW		NS-IW		NS-IW		NS-IW		NS-IW		NS-IW		NS-IW		NS-IW
	--	10/4/2017	--	NS-IW		NS-IW		NS-IW		NS-IW		NS-IW		NS-IW		NS-IW		NS-IW
	--	11/8/2017	--	NS-IW		NS-IW		NS-IW		NS-IW		NS-IW		NS-IW		NS-IW		NS-IW
	--	12/4/2017	--	NS-IW		NS-IW		NS-IW		NS-IW		NS-IW		NS-IW		NS-IW		NS-IW
	--	1/8/2018	--	NS-IW		NS-IW		NS-IW		NS-IW		NS-IW		NS-IW		NS-IW		NS-IW
	--	2/6/2018	--	NS-IW		NS-IW		NS-IW		NS-IW		NS-IW		NS-IW		NS-IW		NS-IW
	MW-45-030618	3/6/2018	µg/L	24.3		6.11		28.9		41.2		1	U	1	U	5	U	--
	MW-45-040618	4/6/2018	µg/L	21.9		3.08		19.6		36.6		1	U	1	U	5	U	--
	MW-45-050318	5/3/2018	µg/L	2.65		1	U	1	U	1	U	1	U	3.35		5	U	--
	MW-45-060718	6/7/2018	µg/L	1	U	1	U	1	U	3	U	1	U	1	U	5	U	--
	MW-45-071318	7/13/2018	µg/L	1	U	1	U	1	U	3	U	1	U	1	U	5	U	--
	MW-45-091318	9/13/2018	µg/L	1	U	1	U	1	U	3	U	1	U	46.3		5	U	--
	MW-45-120518	12/5/2018	µg/L	1	U	1	U	1	U	3	U	1	U	3.67		5	U	--
	MW-45-030519	3/5/2019	µg/L	1	U	1	U	1	U	3	U	1	U	1	U	5	U	--
	MW-45-060519	6/5/2019	µg/L	1	U	1	U	1	U	3	U	1	U	47.7		5	U	--
MW-45B	MW-45B-031317	3/13/2017	µg/L	1	U	1	U	1	U	3	U	1	U	1	U	5	U	--
	MW-45B-032017	3/20/2017	µg/L	1	U	1	U	1	U	3	U	1	U	1	U	5	U	--
	MW-45B-033117	3/31/2017	µg/L	1	U	1	U	1	U	3	U	1	U	1	U	5	U	--
	MW-45B-040617	4/6/2017	µg/L	1	U	1	U	1	U	3	U	1	U	1	U	5	U	--
	MW-45B-062817	6/28/2017	µg/L	1	U	1	U	1.73		3	U	1	U	1	U	5	U	--
	--	9/5/2017	--	NS-IW		NS-IW		NS-IW		NS-IW		NS-IW		NS-IW		NS-IW		NS-IW
	MW-45B-120717	12/7/2017	µg/L	1	U	1	U	3.26		3	U	1	U	1	U	5	U	--
	MW-45B-030618	3/6/2018	µg/L	1	U	1	U	2.75		3	U	1	U	1	U	5	U	--
	MW-45B-060718	6/7/2018	µg/L	1	U	1	U	1.94		3	U	1	U	1	U	5	U	--
	MW-45B-091118	9/11/2018	µg/L	1	U	1	U	1.16		3	U	1	U	1	U	5	U	--
	MW-45B-120518	12/5/2018	µg/L	1	U	1	U	1	U	3	U	1	U	1	U	5	U	--
	MW-45B-030519	3/5/2019	µg/L	1	U	1	U	1	U	3	U	1	U	1	U	5	U	--
	MW-45B-060519	6/5/2019	µg/L	1	U	1	U	1	U	3	U	1	U	1	U	5	U	--

Table 5B. Analytical Results for Groundwater, Historical
 Plantation Pipe Line Company
 Lewis Drive Remediation Site, Belton, South Carolina
 Site ID #18693 "Kinder Morgan Belton Pipeline Release"

Location	Sample ID	Sample Date	Units	Analyte														
				Benzene	Ethylbenzene	Toluene	Total Xylenes	1,2-DCA	MTBE	Naphthalene	EDB							
RBSL ^a :			µg/L	5.0	700	1,000	10,000	5.0	40	25	0.05							
MW-46	MW-46-120617	12/6/2017	µg/L	4.97	1	U	1	U	7.74	1	U	85.5	5	U	--			
	MW-46-030618	3/6/2018	µg/L	173	1.76		16.5		29.5	1	U	129	7.21		--			
	MW-46-060518	6/5/2018	µg/L	294	1	U	11.8		147	1	U	184	5	U	--			
	MW-46-080218	8/2/2018	µg/L	1520	4.24		92.1		763	1	U	200	20.7		--			
	MW-46-091118	9/11/2018	µg/L	1510	6.81		64		597	1	U	311	23.4		--			
	MW-46-110218	11/2/2018	µg/L	1790	7.1		120		740	1	U	299	16.6		--			
	MW-46-120518	12/5/2018	µg/L	1250	3.07		46.7		521	1.90		290	7.38		--			
	MW-46-022019	2/20/2019	µg/L	2380	2.97		82.4		799	1	U	346	22.4		--			
	MW-46-030519	3/5/2019	µg/L	2350	4.01		73.7		701	1	U	406	32.8		--			
	MW-46-051419	5/14/2019	µg/L	1300	2.27		54.8		412	1	U	174	28.9		--			
MW-46-060519	6/5/2019	µg/L	1300	10	U	19.5		400	10	U ^b	278	50	U ^b	--				
MW-47	MW-47-120617	12/6/2017	µg/L	1	U	1	U	1	U	3	U	1	U	1	U	5	U	--
	MW-47-030718	3/7/2018	µg/L	1	U	1	U	1	U	3	U	1	U	1	U	5	U	--
	MW-47-060618	6/6/2018	µg/L	1	U	1	U	1	U	3	U	1	U	1	U	5	U	--
	MW-47-091218	9/12/2018	µg/L	1	U	1	U	1	U	3	U	1	U	1	U	5	U	--
	MW-47-120618	12/6/2018	µg/L	1	U	1	U	1	U	3	U	1	U	1	U	5	U	--
	MW-47-030619	3/6/2019	µg/L	1	U	1	U	1	U	3	U	1	U	1	U	5	U	--
MW-47-060519	6/5/2019	µg/L	1	U	1	U	1	U	3	U	1	U	1	U	5	U	--	
MW-48B	MW-48B-120617	12/6/2017	µg/L	1	U	1	U	1	U	3	U	1	U	2.92		5	U	--
	MW-48B-030718	3/7/2018	µg/L	1	U	1	U	1	U	3	U	1	U	2.97		5	U	--
	MW-48B-060618	6/6/2018	µg/L	1	U	1	U	1	U	3	U	1	U	2.12		5	U	--
	MW-48B-091218	9/12/2018	µg/L	1	U	1	U	1	U	3	U	1	U	1.80		5	U	--
	MW-48B-120618	12/6/2018	µg/L	1	U	1	U	1	U	3	U	1	U	1.56		5	U	--
	MW-48B-030619	3/6/2019	µg/L	1	U	1	U	1	U	3	U	1	U	1.64		5	U	--
MW-48B-060519	6/5/2019	µg/L	1	U	1	U	1	U	3	U	1	U	1.45		5	U	--	
MW-49	MW-49-120617	12/6/2017	µg/L	1	U	1	U	1	U	3	U	1	U	1	U	5	U	--
	MW-49-030818	3/8/2018	µg/L	1	U	1	U	1	U	3	U	1	U	1	U	5	U	--
	MW-49-060518	6/5/2018	µg/L	1	U	1	U	1	U	3	U	1	U	1	U	5	U	--
	MW-49-091118	9/11/2018	µg/L	1	U	1	U	1	U	3	U	1	U	1	U	5	U	--
	MW-49-120518	12/5/2018	µg/L	1	U	1	U	1	U	3	U	1	U	1	U	5	U	--
	MW-49-030619	3/6/2019	µg/L	1	U	1	U	1	U	3	U	1	U	1	U	5	U	--
MW-49-060519	6/5/2019	µg/L	1	U	1	U	1	U	3	U	1	U	1	U	5	U	--	
MW-50B	MW-50B-120617	12/6/2017	µg/L	1.37		1	U	1	U	3	U	1	U	35.5		5	U	--
	MW-50B-030718	3/7/2018	µg/L	1	U	1	U	1	U	3	U	1	U	26.7		5	U	--
	MW-50B-060618	6/6/2018	µg/L	1	U	1	U	1	U	3	U	1	U	21.8		5	U	--
	MW-50B-091218	9/12/2018	µg/L	150	1.20		57.9		47.8	1	U	87.9	5	U	--			
	MW-50B-120618	12/6/2018	µg/L	27.4		1	U	3.21		3	U	1	U	40.6		5	U	--
	MW-50B-030619	3/6/2019	µg/L	1.18		1	U	1	U	3	U	1	U	43.9		5	U	--
MW-50B-060519	6/5/2019	µg/L	1	U	1	U	1	U	3	U	1	U	44.1		5	U	--	
MW-51	MW-51-100518	10/5/2018	µg/L	1	U	1	U	1.88		3	U	1	U	1	U	5	U	--
	MW-51-120618	12/6/2018	µg/L	1	U	1	U	1	U	3	U	1	U	1	U	5	U	--
	MW-51-030619	3/6/2019	µg/L	1	U	1	U	1	U	3	U	1	U	1	U	5	U	--
	MW-51-051519	5/15/2019	µg/L	1	U	1	U	1	U	3	U	1	U	1	U	5	U	--

Table 5B. Analytical Results for Groundwater, Historical
 Plantation Pipe Line Company
 Lewis Drive Remediation Site, Belton, South Carolina
 Site ID #18693 "Kinder Morgan Belton Pipeline Release"

Location	Sample ID	Sample Date	Units	Analyte														
				Benzene	Ethylbenzene	Toluene	Total Xylenes	1,2-DCA	MTBE	Naphthalene	EDB							
RBSL ^a :			µg/L	5.0		700		1,000		10,000		5.0		40		25		0.05
MW-52	MW-52-100518	10/5/2018	µg/L	1	U	1	U	1.25		3	U	1	U	3.12		5	U	--
	MW-52-120618	12/6/2018	µg/L	1	U	1	U	1	U	3	U	1	U	1	U	5	U	--
	MW-52-030619	3/6/2019	µg/L	1	U	1	U	1	U	3	U	1	U	1.32		5	U	--
	MW-52-051519	5/15/2019	µg/L	1	U	1	U	1	U	3	U	1	U	1	U	5	U	--
MW-53	MW-53-100518	10/5/2018	µg/L	1	U	1	U	5.43		3	U	1	U	1	U	5	U	--
	MW-53-120618	12/6/2018	µg/L	1	U	1	U	1	U	3	U	1	U	1	U	5	U	--
	MW-53-030719	3/7/2019	µg/L	1	U	1	U	1	U	3	U	1	U	1	U	5	U	--
	MW-53-051519	5/15/2019	µg/L	1	U	1	U	1	U	3	U	1	U	1	U	5	U	--
MW-54	MW-54-100518	10/5/2018	µg/L	1	U	1	U	1.72		3	U	1	U	1.35		5	U	--
	MW-54-120618	12/6/2018	µg/L	1	U	1	U	1	U	3	U	1	U	1	U	5	U	--
	MW-54-030719	3/7/2019	µg/L	1	U	1	U	1	U	3	U	1	U	1	U	5	U	--
	MW-54-051519	5/15/2019	µg/L	1	U	1	U	1	U	3	U	1	U	1	U	5	U	--
MW-55	MW-55-040919	4/9/2019	µg/L	1	U	1	U	1	U	3	U	1	U	1	U	5	U	--
	MW-55-051519	5/15/2019	µg/L	1	U	1	U	1	U	3	U	1	U	1	U	5	U	--
MW-56	MW-56-040919	4/9/2019	µg/L	209		1	U	2.57		93.9		1	U	79.9		5	U	--
	MW-56-051519	5/15/2019	µg/L	299		1	U	4.11		119		1	U	86.2		5.33		--
MW-57	MW-57-040919	4/9/2019	µg/L	1340		2.81		42		406		1	U	198		20.5		--
	MW-57-051519	5/15/2019	µg/L	535		1.36		11.1		178		1	U	169		8.65		--

Notes:

^a RBSL = Risk-based screening level identified in South Carolina Underground Storage Tank Management Division Programmatic Quality Assurance Program Plan, Revision 3.1, Table D1 "RBSLs for Groundwater," February 2016.

^b The constituent was analyzed for, but was not detected above the laboratory reporting/quantitation limit. However, the laboratory reporting/quantitation limit is above the screening criteria. The actual absence or presence of this analyte between the screening criteria and the laboratory reporting/quantitation limit cannot be determined.

Samples analyzed by EPA Methods SW 8260B and 8011.

Bold indicates the analyte was detected above the method detection limit.

Gray shading indicates the analyte exceeded RBSLs.

µg/L = microgram(s) per liter

1,2-DCA = 1,2-dichloroethane

BCPZ = Brown's Creek Protection Zone

CCPZ = Cupboard Creek Protection Zone

SBZ = Shallow Bedrock Zone

EDB = 1,2-dibromoethane

ID = identification

MTBE = methyl tertiary butyl ether

MW = monitoring well

NS-FP = sample not collected due to the presence of free product in the well

NS-HS = sample not collected due to health and safety concerns

NS-IW = sample not collected due to insufficient volume of water in well

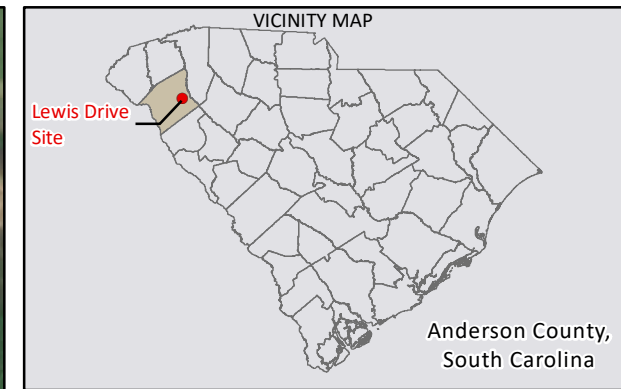
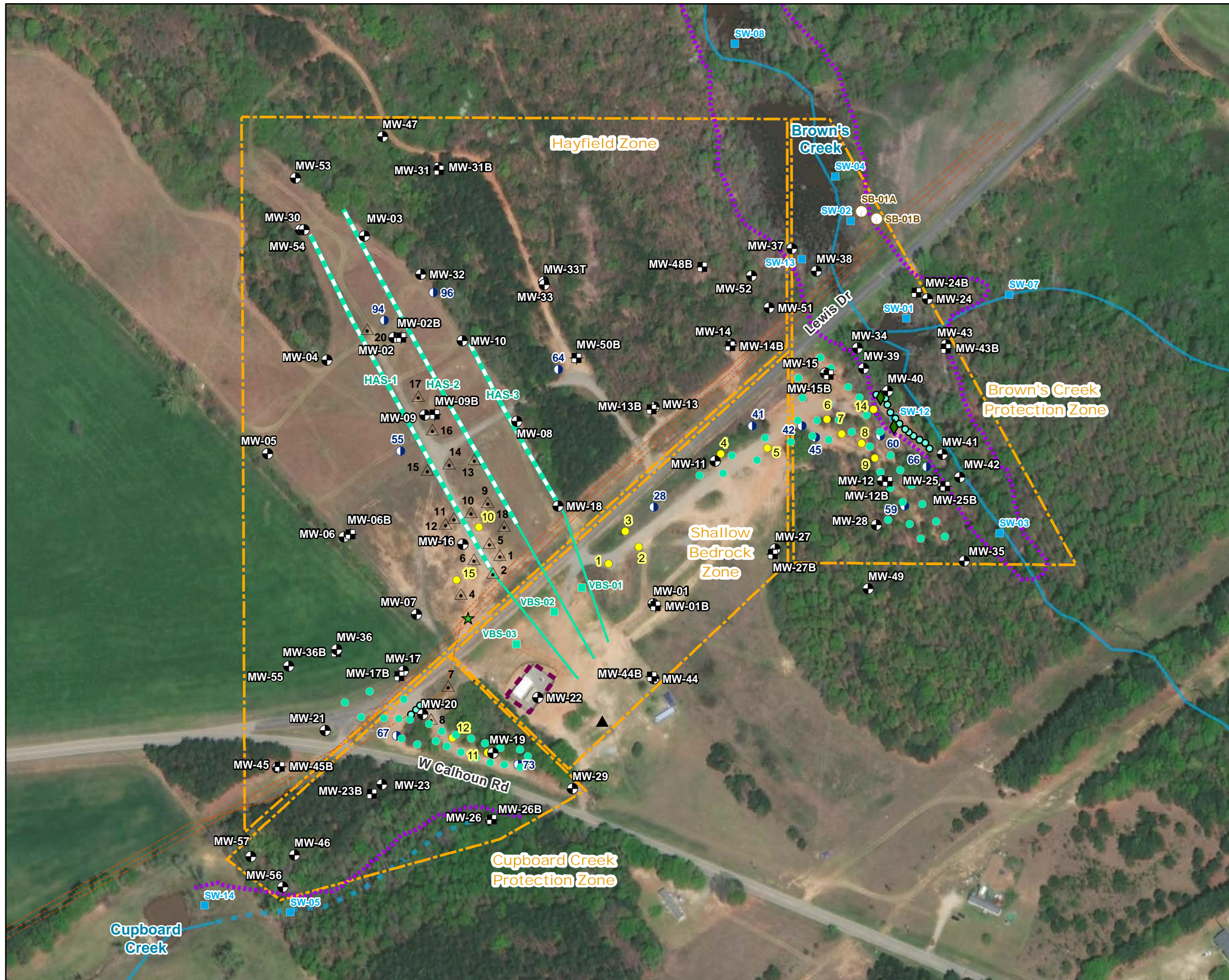
NS-OL = sample not collected because it was overlooked in the field

NS-SL = sample not analyzed due to sample being lost in transit to laboratory

NS-PS = sample not collected due to observation of product sheen in well

U = analyte was not detected above the reported sample quantitation limit

Figures



LEGEND

- ★ Release Point
- ⊕ Residuum Monitoring Well
- ⊞ Bedrock Monitoring Well
- Piezometer
- △ Recovery Sump
- Soil Boring Location
- Recovery Trench Point
- Recovery Well (4" diameter)
- Surface Water Sampling Location
- ▲ Septic Tank
- ◆ Seep Location
- Vertical Bedrock Sparging Well
- Vertical Saprolite Sparging Well
- Pipeline
- Horizontal Sparging Well Riser
- Horizontal Sparging Well Screen
- National Hydrography Dataset Stream
- Intermittent Stream
- Inspection Route for Sheen or Distressed Vegetation
- AS System Compound
- Remediation Zone

Base Map Sources:
 *Environmental Systems Research Institute (Esri)
 ArcMap World Imagery, 2017. Basemap features are approximate.
 *United States Geological Survey (USGS) National Hydrography Dataset (NHD)

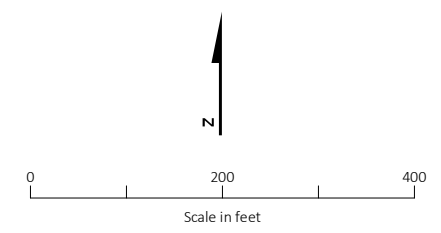
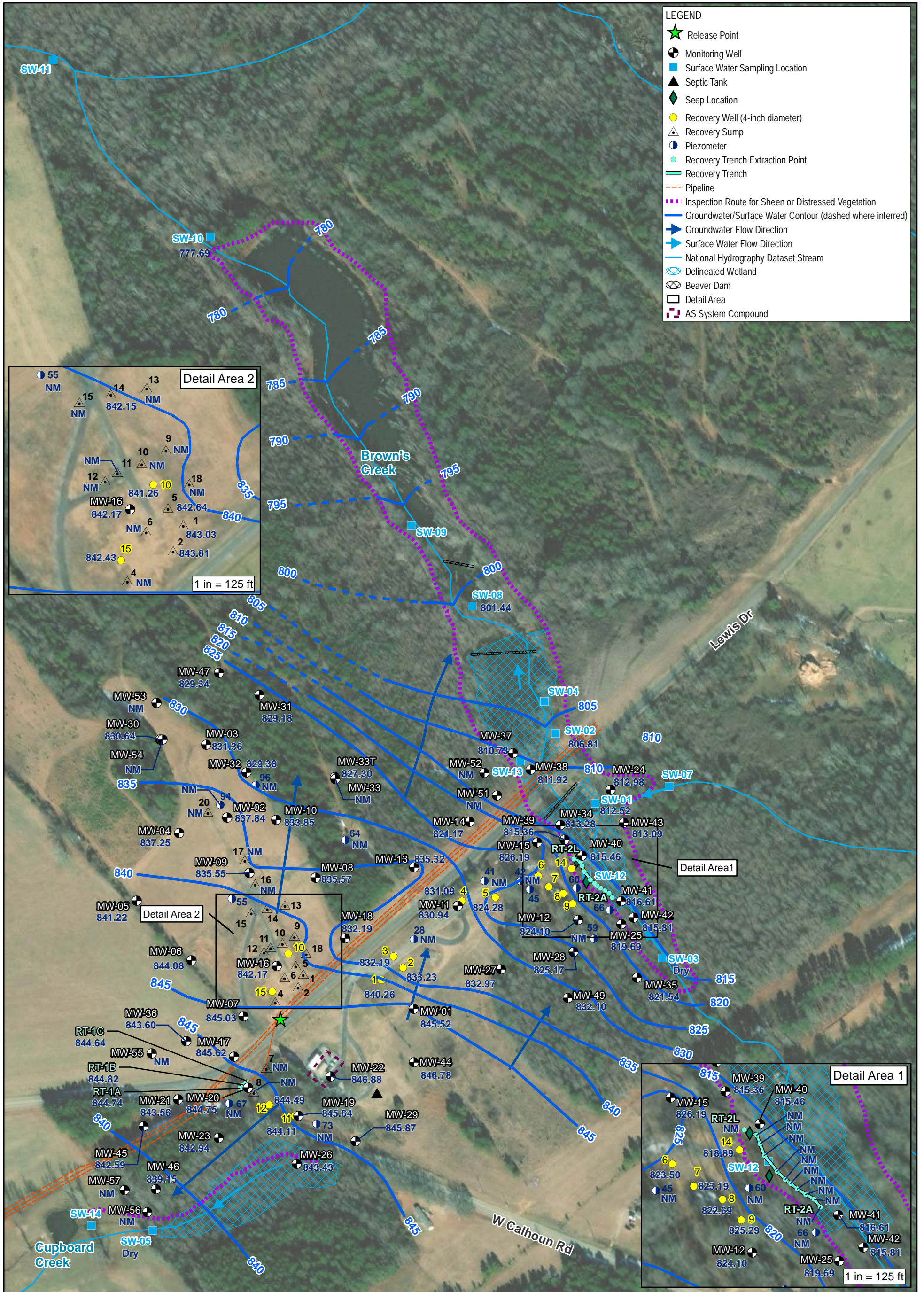


Figure 1. Site Overview
 Lewis Drive Remediation Site
 Belton, South Carolina
 Site ID #18693 "Kinder Morgan Belton Pipeline Release"



824.10 Corrected Groundwater Elevation as of 6/3/2019 in feet above mean sea level
NM Not measured during this sampling event

Base Map Sources:
 *Environmental Systems Research Institute (Esri)
 ArcMap World Imagery, 2018. Basemap features are approximate.
 *United States Geological Survey (USGS)
 National Hydrography Dataset (NHD)

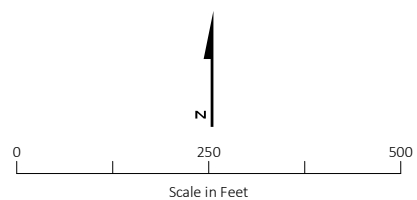
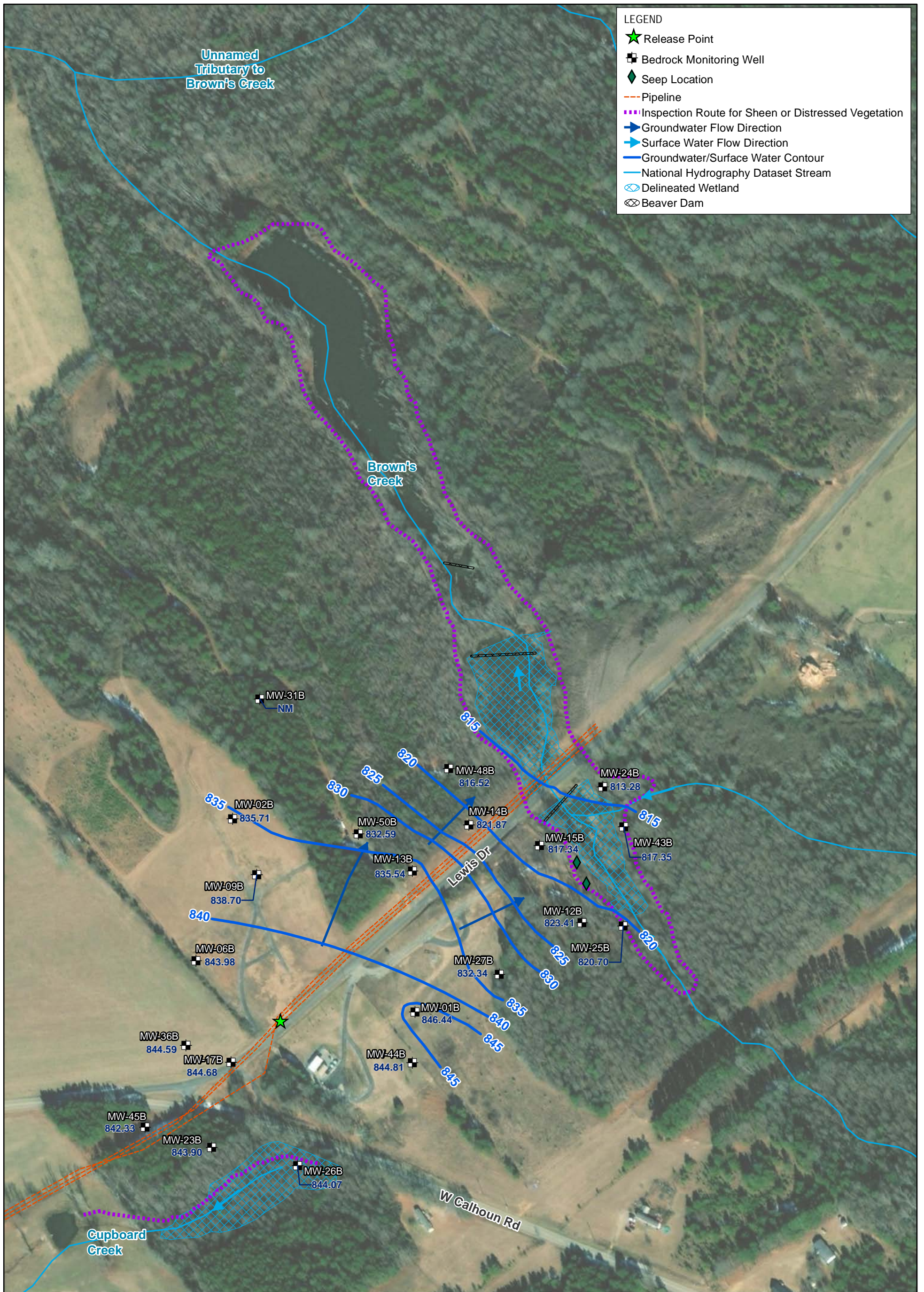


Figure 2A. Residuum Groundwater and Surface Water Elevation Map
 Lewis Drive Remediation Site
 Belton, South Carolina
 Site ID #18693 "Kinder Morgan Belton Pipeline Release"



817.35 Corrected Groundwater Elevation as of 6/3/2019 in feet above mean sea level
NM Not measured during this sampling event

Base Map Sources:
 *Environmental Systems Research Institute (Esri)
 ArcMap World Imagery, 2018. Basemap features are approximate.
 *United States Geological Survey (USGS)
 National Hydrography Dataset (NHD)

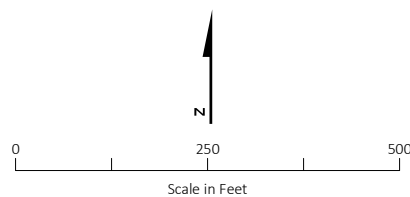
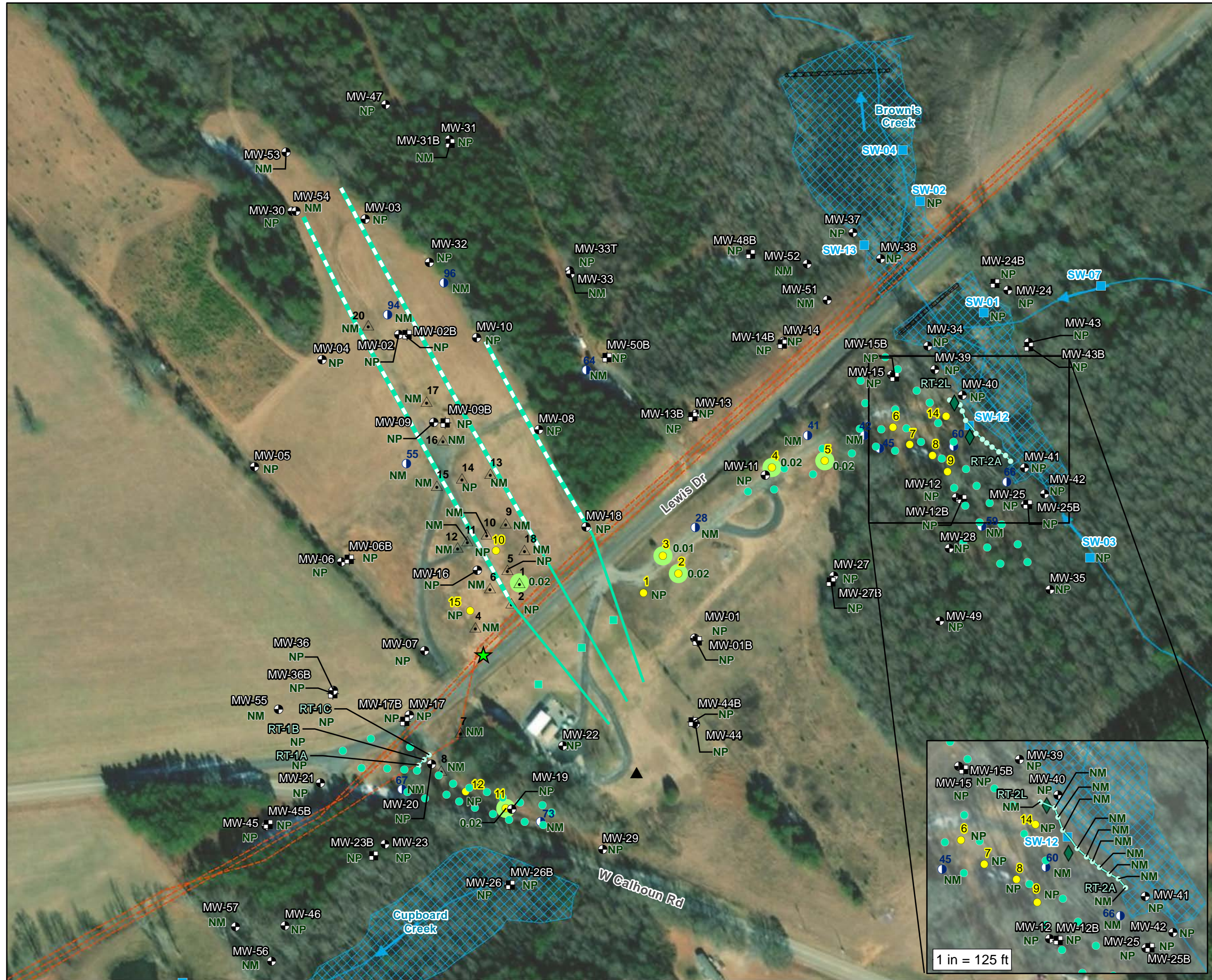


Figure 2B. Bedrock Groundwater Elevation Map
 Lewis Drive Remediation Site
 Belton, South Carolina
 Site ID #18693 "Kinder Morgan Belton Pipeline Release"



- LEGEND**
- ★ Release Point
 - ⊕ Monitoring Well
 - ⊕ Bedrock Monitoring Well
 - ◆ Seep Location
 - △ Recovery Sump
 - ⊕ Piezometer ("R" indicates Replacement)
 - Recovery Well (4-inch diameter)
 - Well Contains Product as of 6/3/19
 - Vertical Bedrock Sparging Well
 - Vertical Saprolite Sparging Well
 - Surface Water Sampling Location
 - ▲ Septic Tank
 - Recovery Trench Extraction Point
 - Recovery Trench
 - Surface Water Flow Direction
 - Horizontal Sparging Well Riser
 - Horizontal Sparging Well Screen
 - - - Pipeline
 - ~ National Hydrography Dataset Stream
 - ▭ Delineated Wetland
 - ▭ Beaver Dam
 - ▭ Detail Area
- 0.02 Product thickness in feet as of 6/3/2019
 NP No product detected
 NM Not measured

Base Map Sources:
 *Environmental Systems Research Institute (Esri) ArcMap World Imagery, 2017. Basemap features are approximate.
 *United States Geological Survey (USGS) National Hydrography Dataset (NHD)

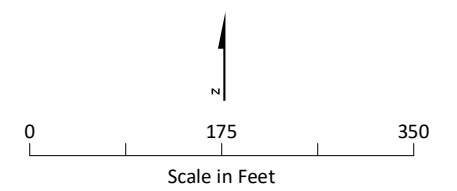
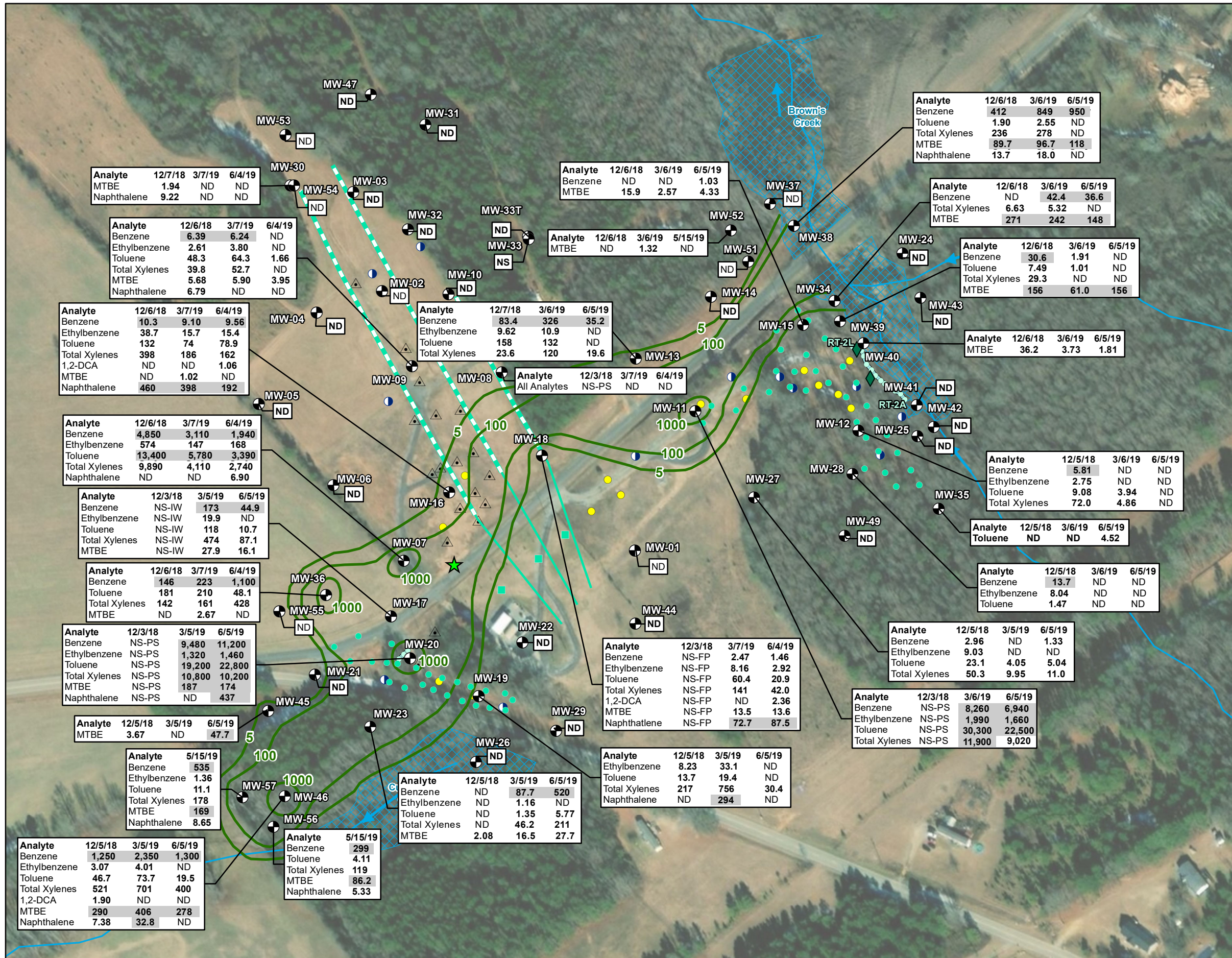


Figure 3. Site Features with Measurable Product
 Lewis Drive Remediation Site
 Belton, South Carolina
 Site ID #18693 "Kinder Morgan Belton Pipeline Release"



LEGEND

- ★ Release Point
- ⊙ Residuum Monitoring Well
- ⊙ Piezometer
- Vertical Bedrock Sparging Well
- Vertical Saprolite Sparging Well
- ◆ Seep Location
- Recovery Well (4" diameter)
- △ Recovery Sump
- Recovery Trench Point
- Recovery Trench
- Surface Water Flow Direction
- Dissolved Benzene Plume Extent as of June 2019 (µg/L) (Dashed where inferred)
- National Hydrography Dataset Stream
- ▨ Delineated Wetland

NOTES:

1. Total Xylenes is the sum of m&p xylenes and o-xylene.
2. MTBE = Methyl Tertiary Butyl Ether
3. 1,2-DCA = 1,2-dichloroethane
4. Analyte concentration in microgram(s) per liter (µg/L)
5. Only detected analytes are shown on map.
6. ND = Groundwater was collected and analyzed, but no analytes were detected above the reported sample quantitation limit.
7. NS = Not scheduled to be sampled for this event
8. NS-FP = Sample not collected due to the presence of free product in the well
9. NS-PS = Sample not collected due product sheen observed in well
10. NS-IW = Sample not collected due to insufficient volume of water in well

Gray shading indicates the analyte exceeded risk-based screening levels (RBSLs) identified in South Carolina Underground Storage Tank Management Division Programmatic Quality Assurance Program Plan Revision 3.1, Table D1 "RBSLs for Groundwater", February 2016.

Base Map Sources:
 *Environmental Systems Research Institute (Esri)
 ArcMap World Imagery, 2018. Basemap features are approximate.
 *United States Geological Survey (USGS) National Hydrography Dataset (NHD)

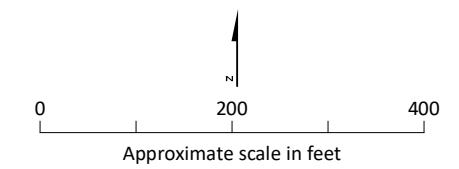
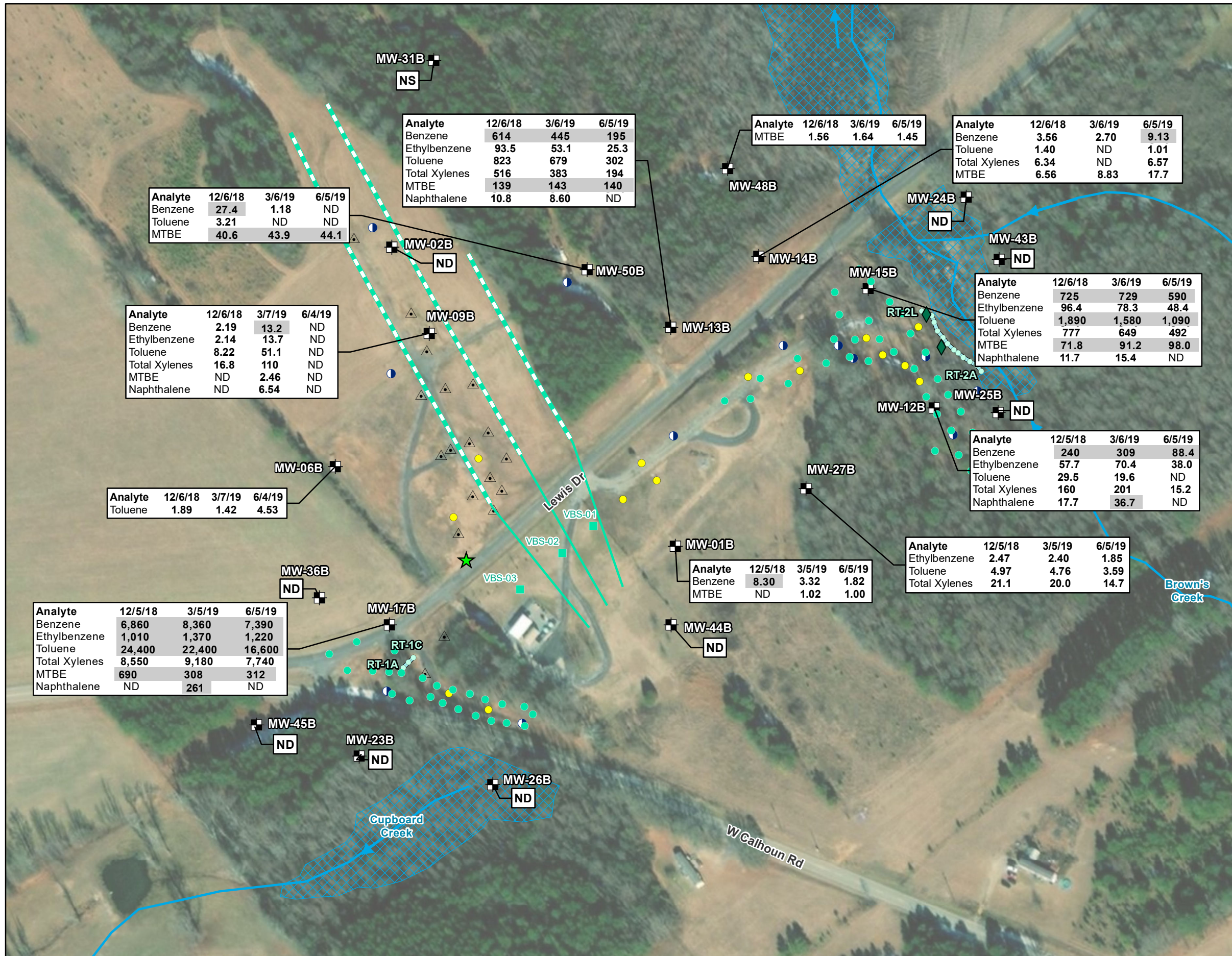


Figure 4A. Groundwater Analytical Results in Residuum Aquifer, December 2018, March 2019, and June 2019
 Lewis Drive Remediation Site
 Belton, South Carolina
 Site ID #18693 "Kinder Morgan Belton Pipeline Release"



LEGEND

- ★ Release Point
- Bedrock Monitoring Well
- Piezometer
- Vertical Bedrock Sparging Well
- Vertical Saprolite Sparging Well
- ◆ Seep Location
- Recovery Well (4" diameter)
- △ Recovery Sump
- Recovery Trench Point
- Recovery Trench
- Surface Water Flow Direction
- Horizontal Sparging Well Riser
- Horizontal Sparging Well Screen
- ~ National Hydrography Dataset Stream
- ▨ Delineated Wetland

NOTES:

All analyte concentrations in microgram(s) per liter (µg/L).
 µg/L = microgram(s) per liter
 Total Xylenes is the sum of m&p xylenes and o-xylene.
 MTBE = Methyl Tertiary Butyl Ether
 Only detected analytes are shown on map.
 ND = Groundwater was collected and analyzed, but no analytes were detected above the reported sample quantitation limit.
 NS = Not sampled during this event.

Gray shading indicates the analyte exceeded risk-based screening levels (RBSLs) identified in South Carolina Underground Storage Tank Management Division Programmatic Quality Assurance Program Plan Revision 3.1, Table D1 "RBSLs for Groundwater", February 2016.

Base Map Sources:

- *Environmental Systems Research Institute (ESRI)
ArcMap World Imagery, 2018. Basemap features are approximate.
- *United States Geological Survey (USGS) National Hydrography Dataset (NHD)

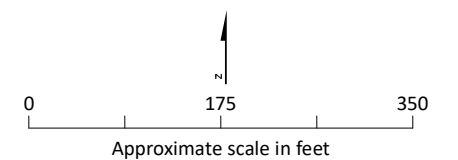
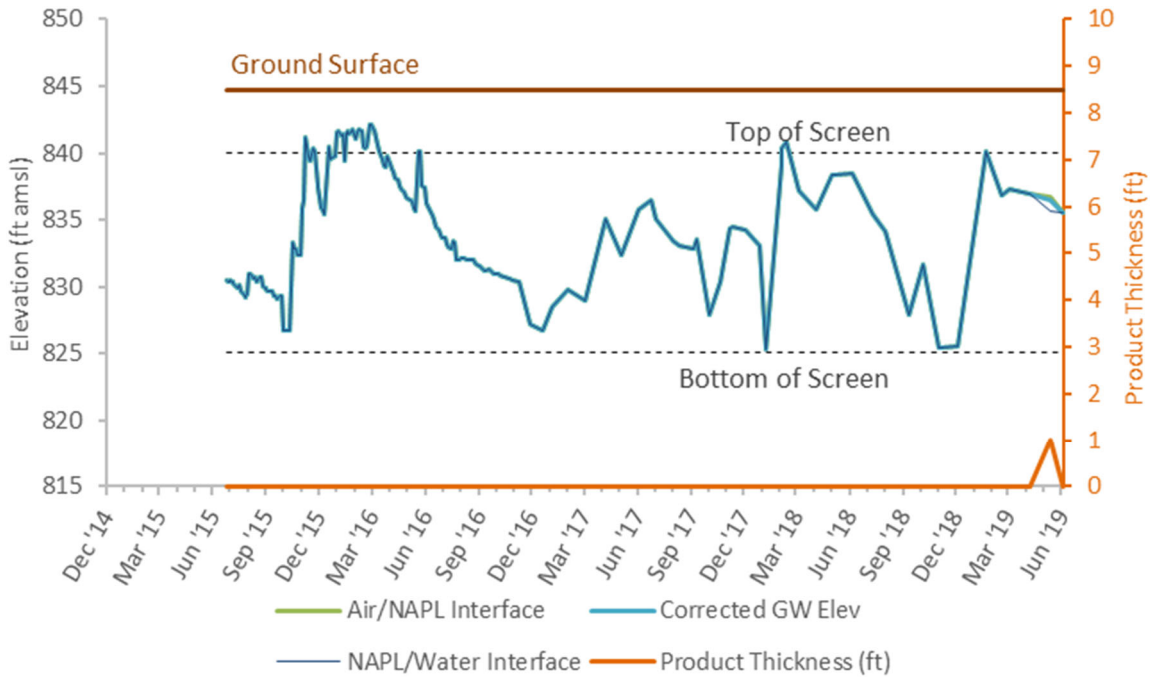


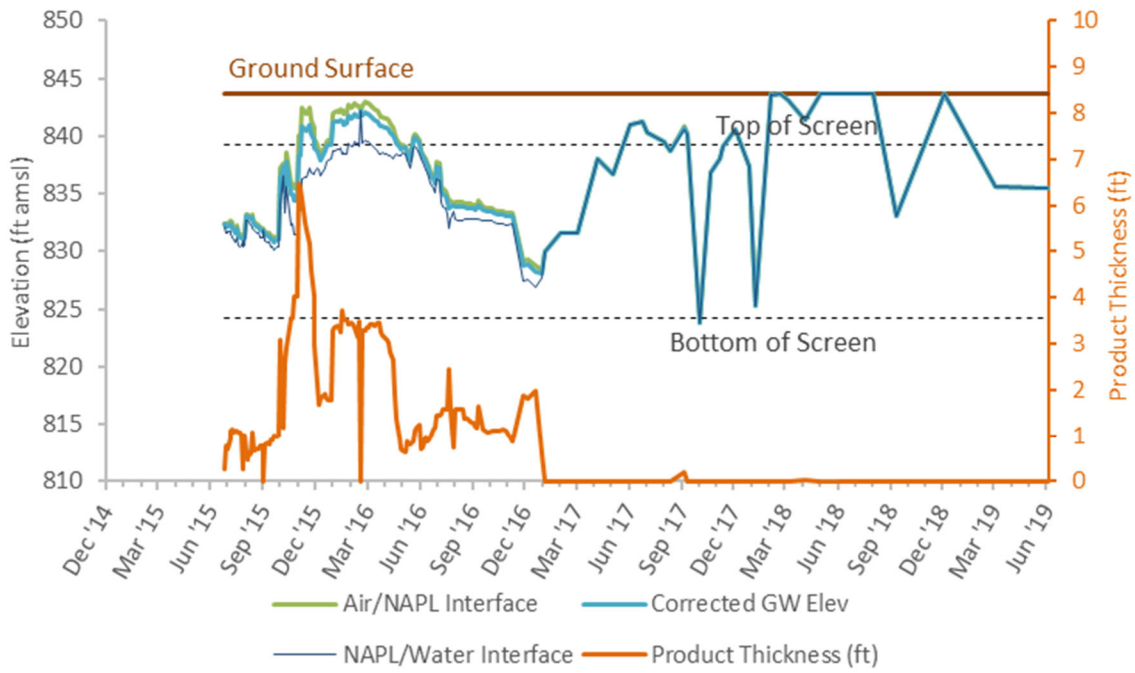
Figure 4B. Groundwater Analytical Results in Bedrock Aquifer, December 2018, March 2019, and June 2019
 Lewis Drive Remediation Site
 Belton, South Carolina
 Site ID #18693 "Kinder Morgan Belton Pipeline Release"

Attachment A
Product Thickness Trends

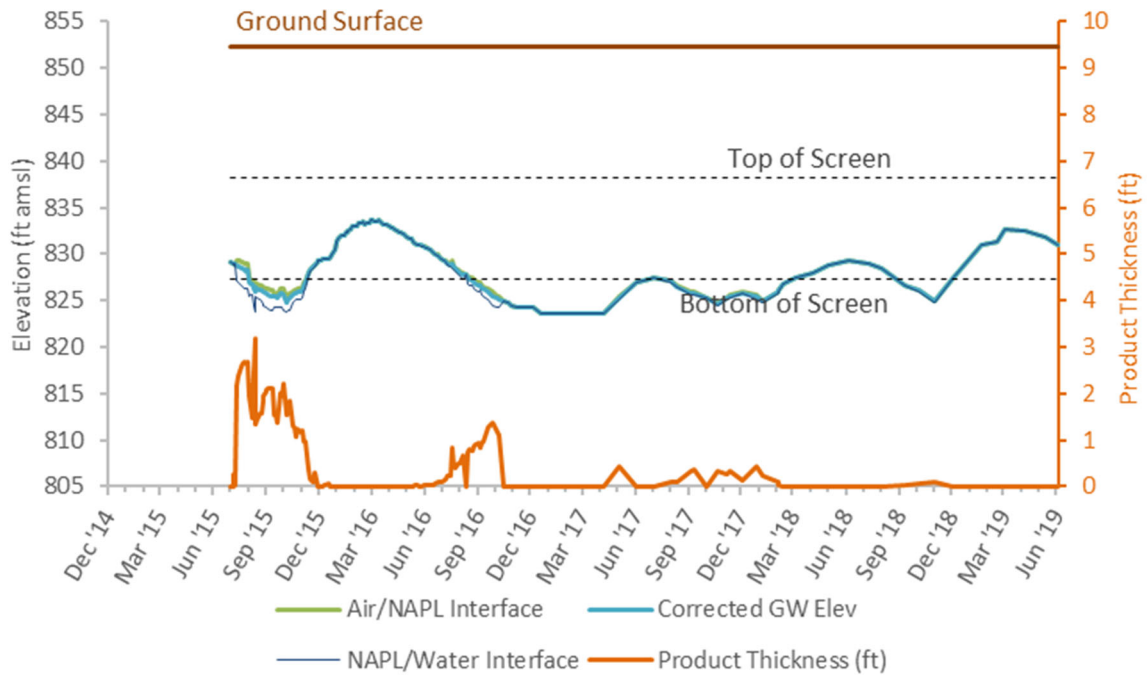
MW-08 Hydrograph



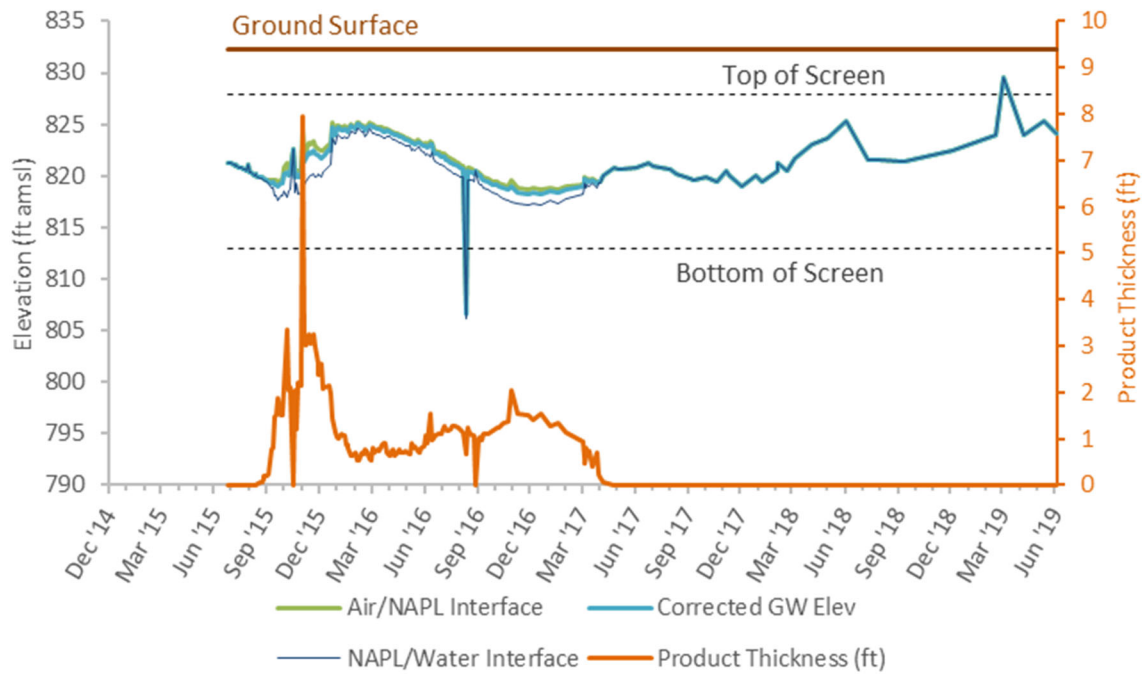
MW-09 Hydrograph



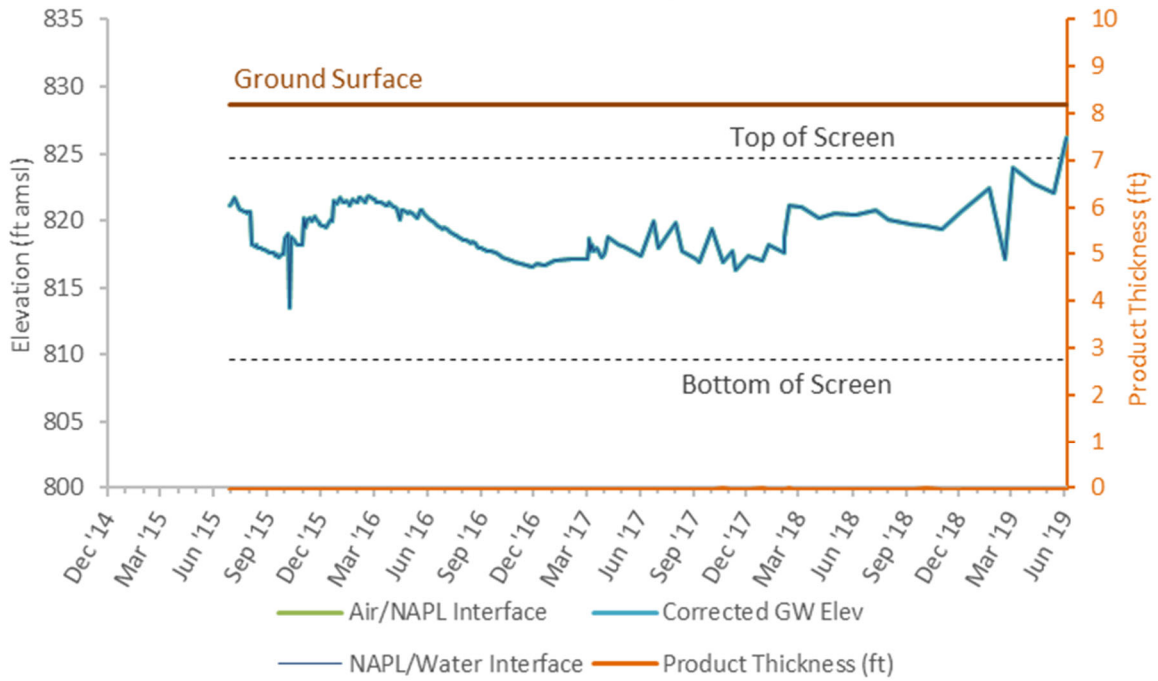
MW-11 Hydrograph



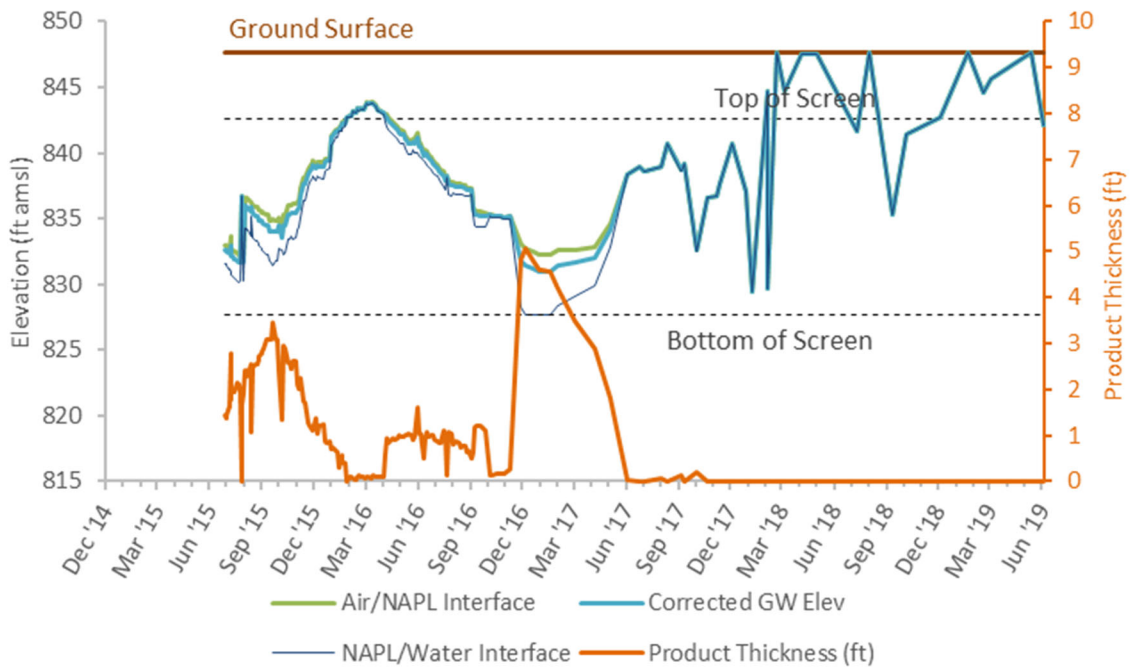
MW-12 Hydrograph



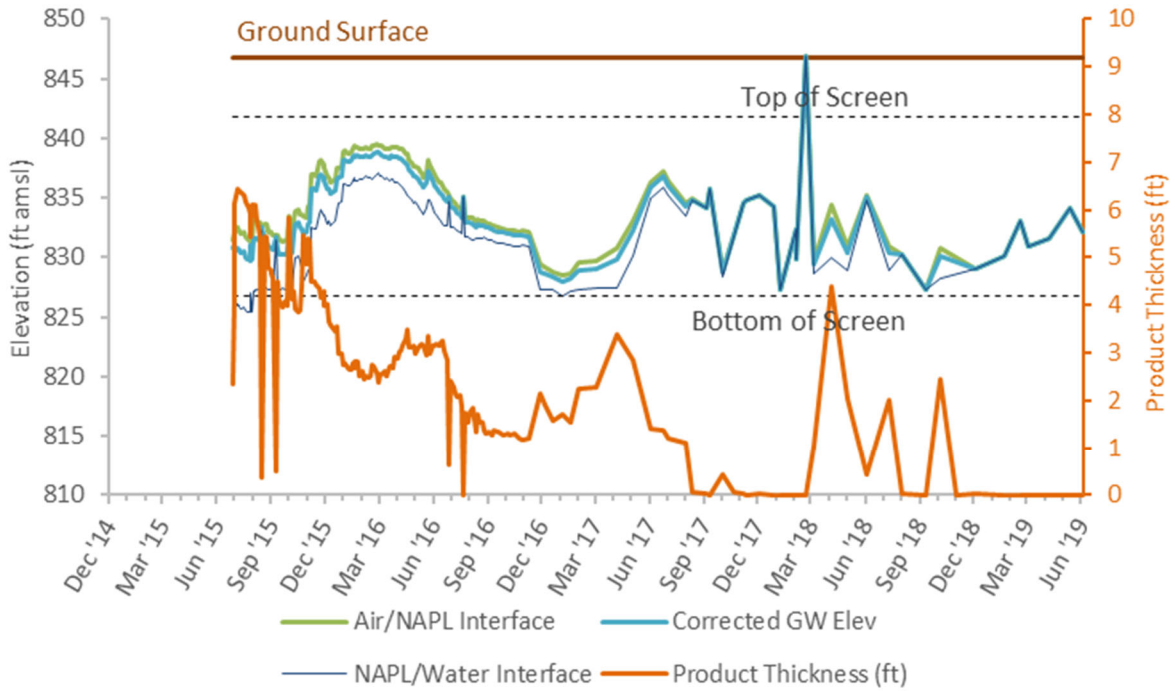
MW-15 Hydrograph



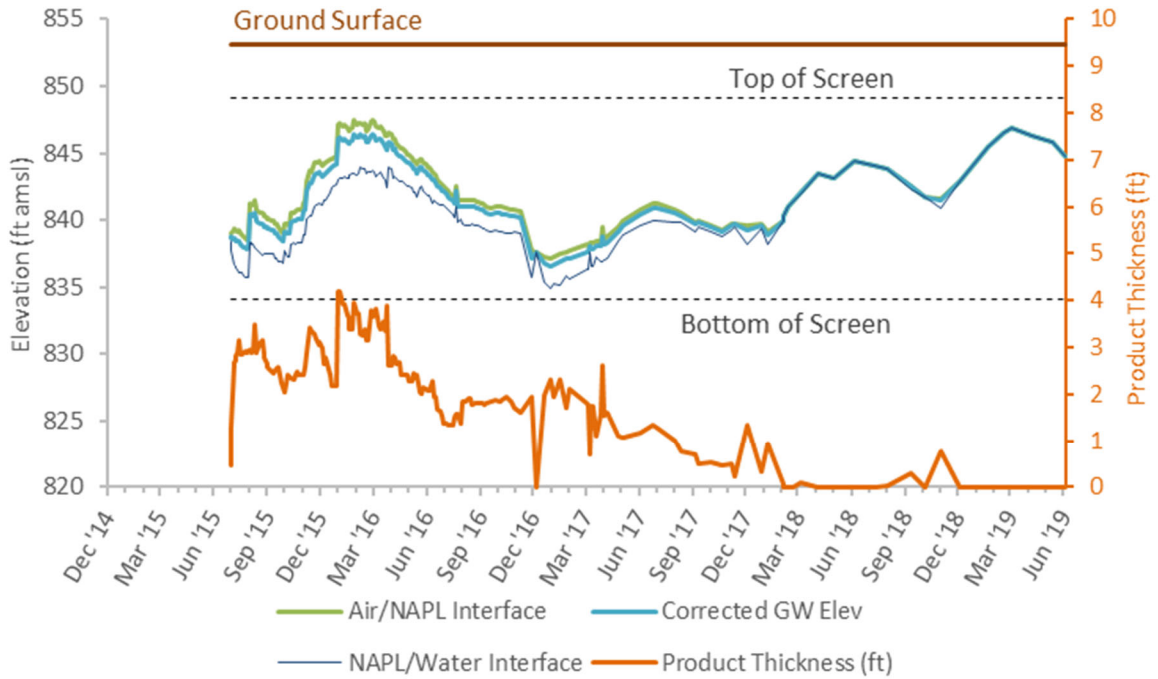
MW-16 Hydrograph



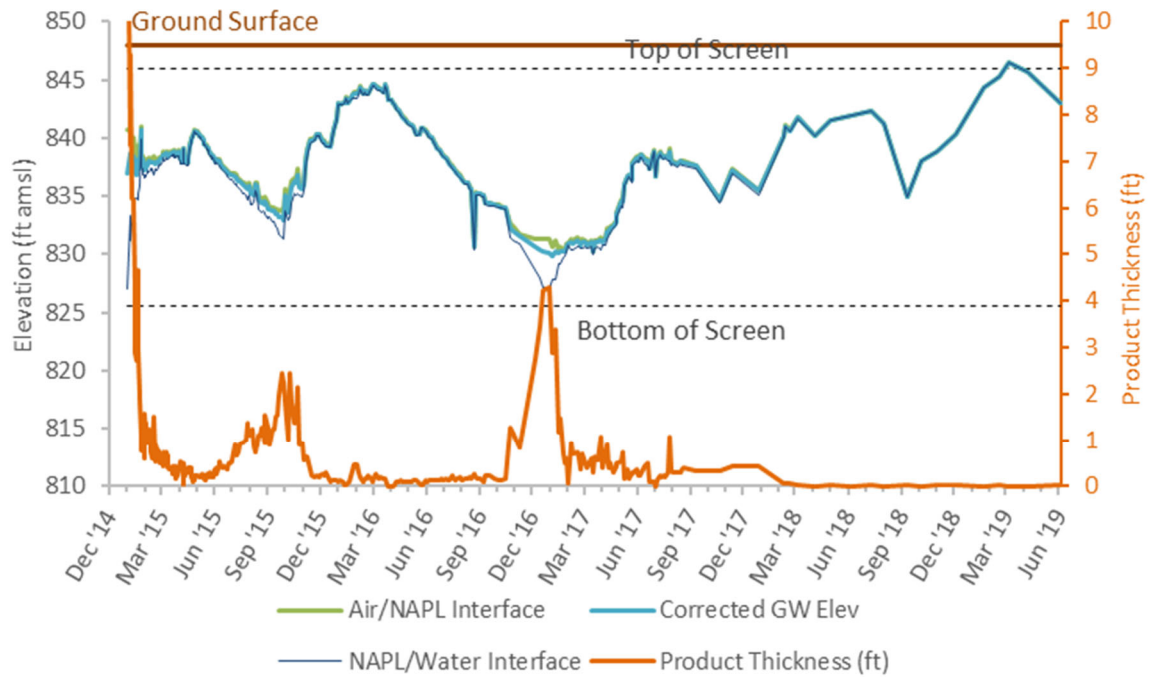
MW-18 Hydrograph



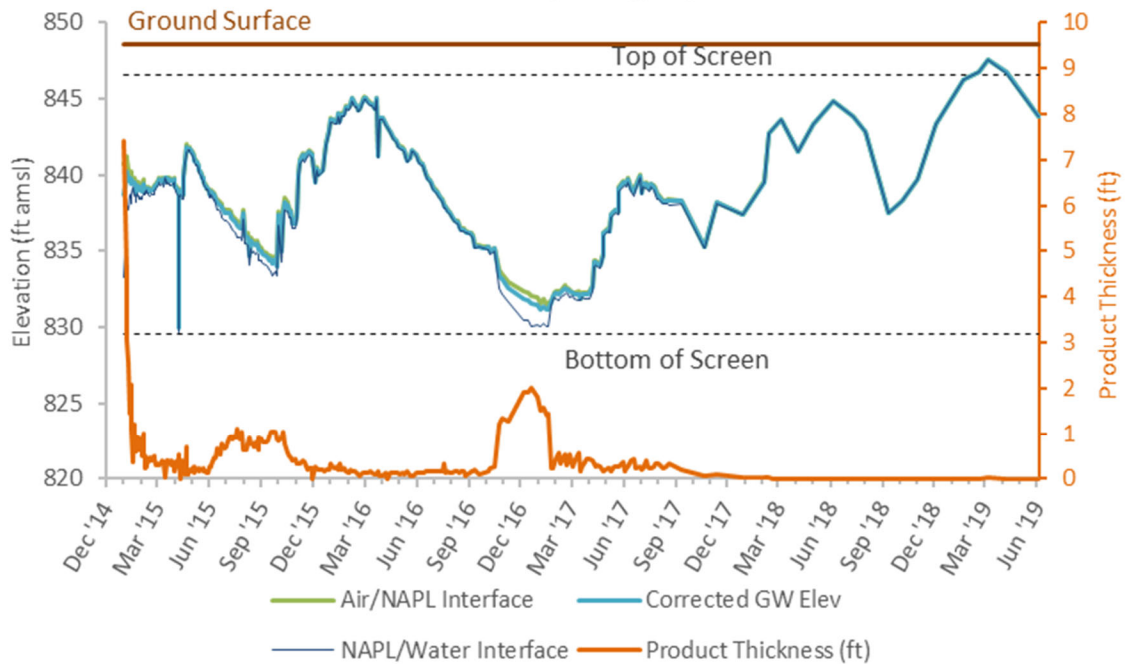
MW-20 Hydrograph



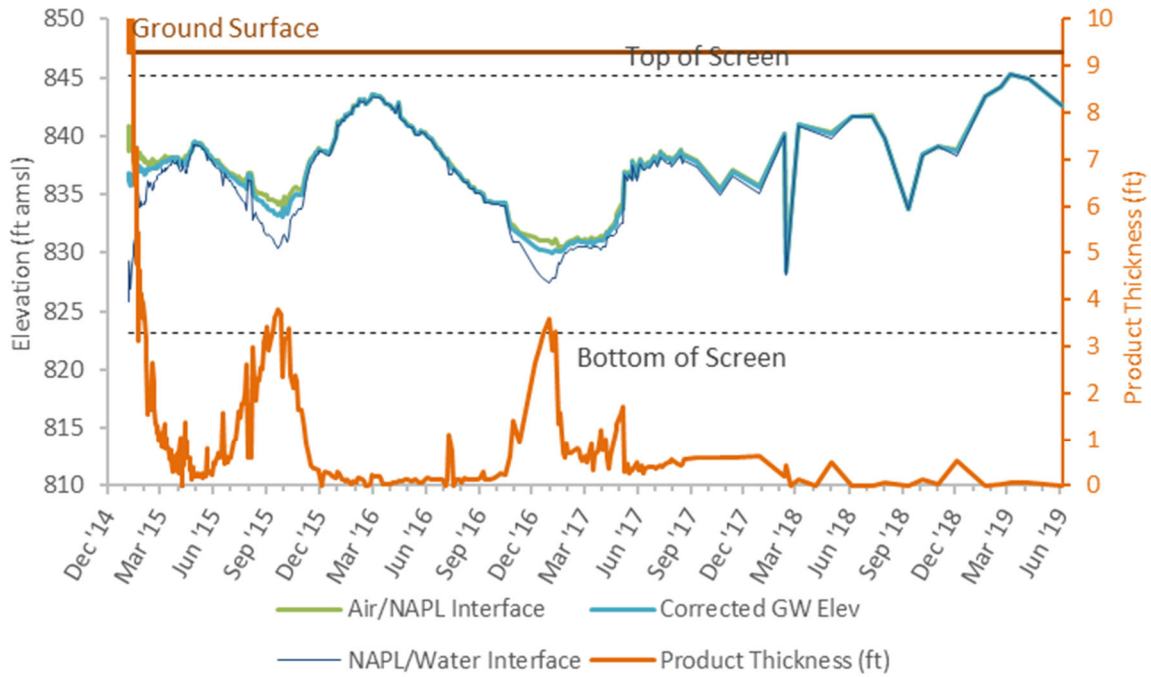
RS-01 Hydrograph



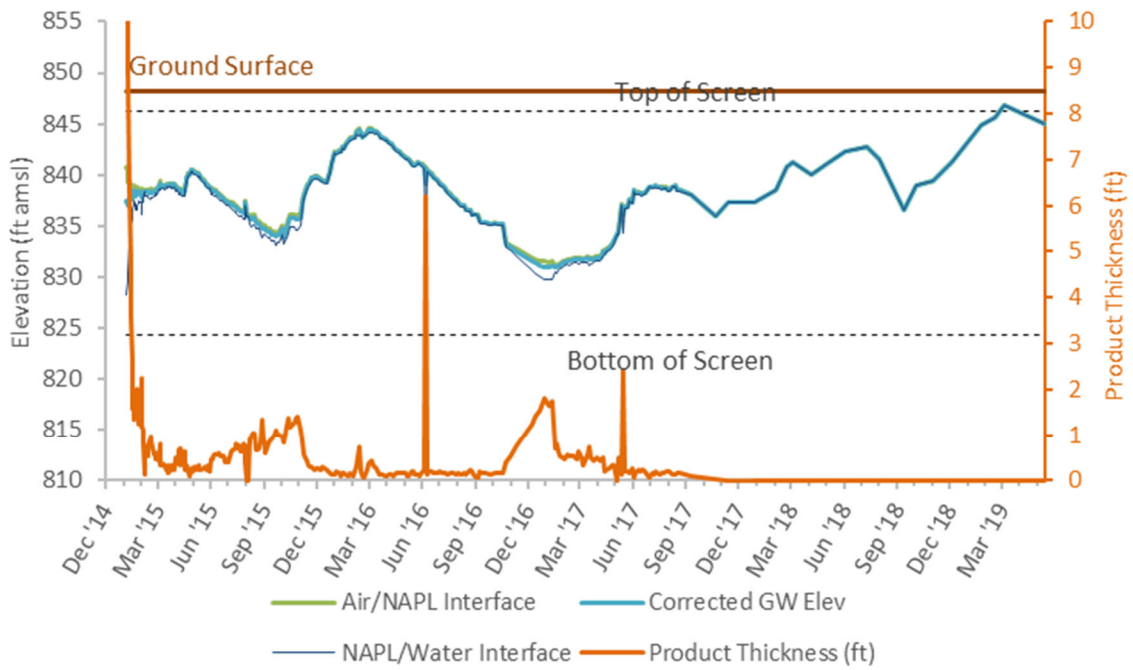
RS-02 Hydrograph



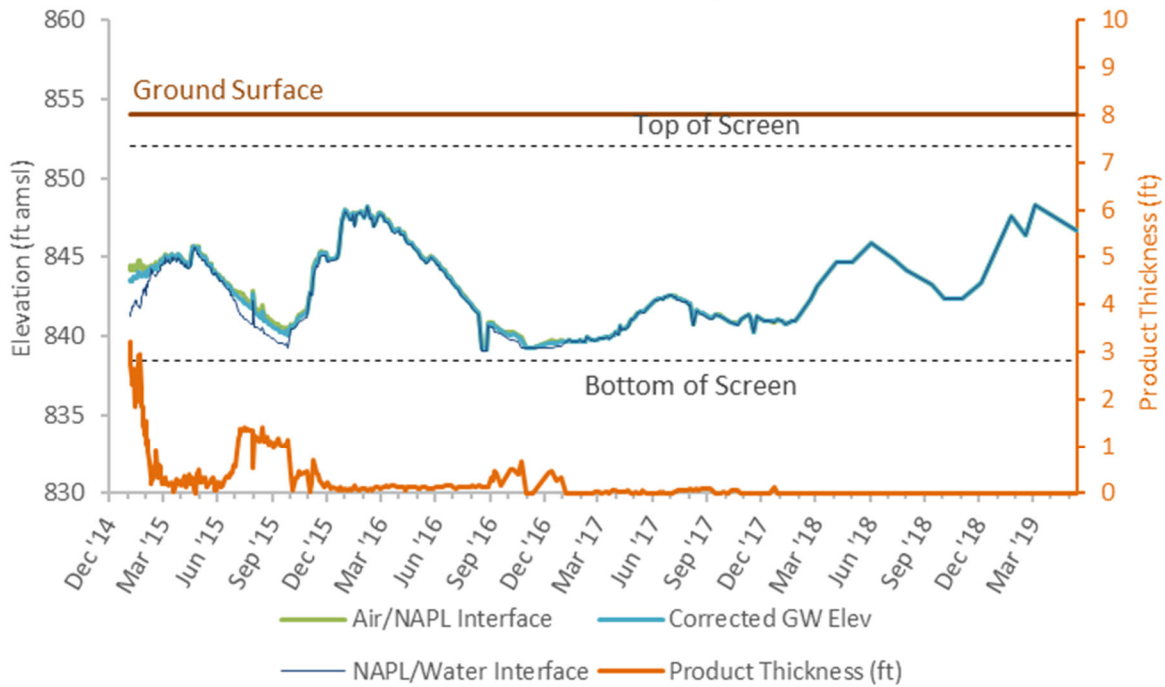
RS-05 Hydrograph



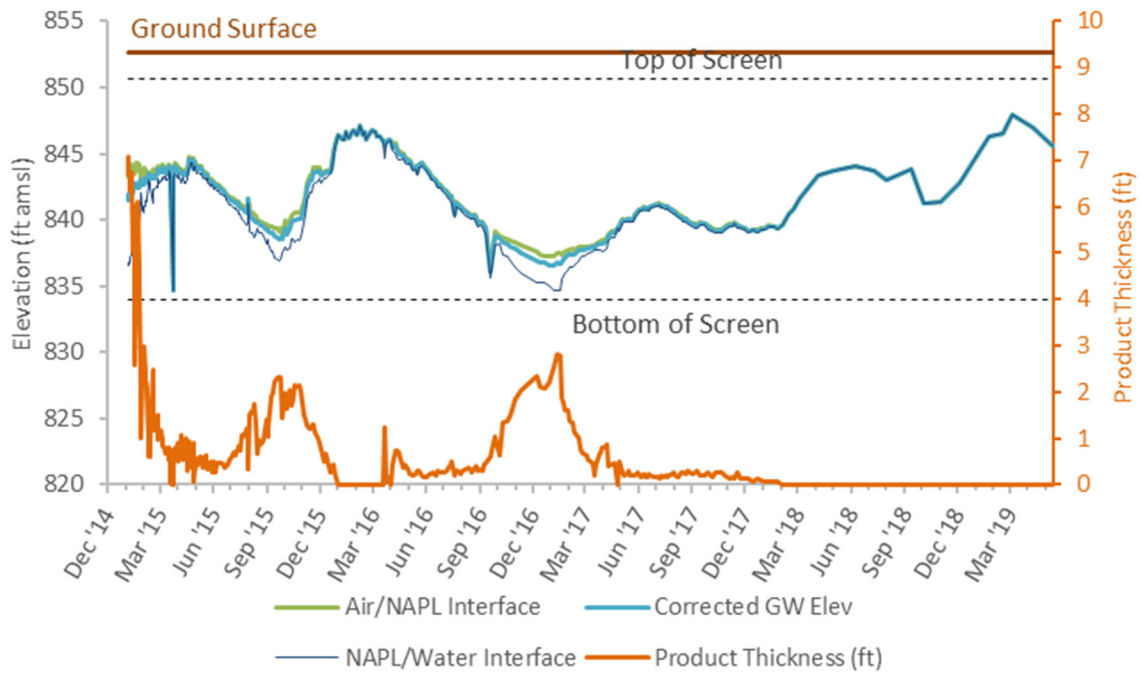
RS-06 Hydrograph



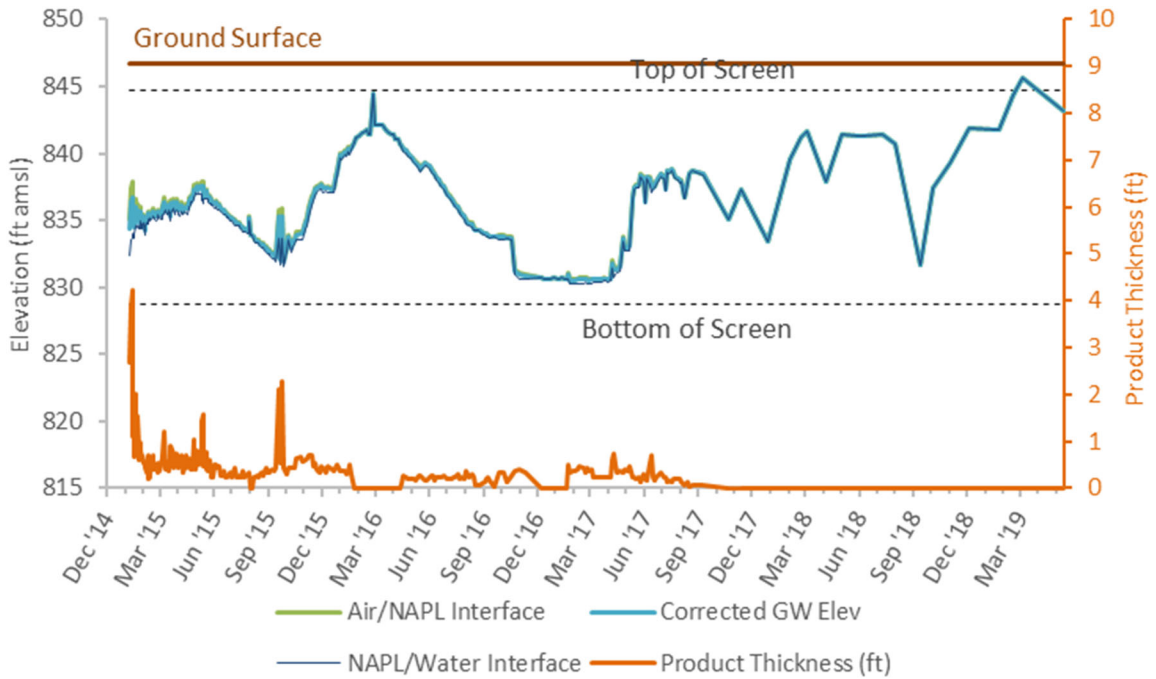
RS-07 Hydrograph



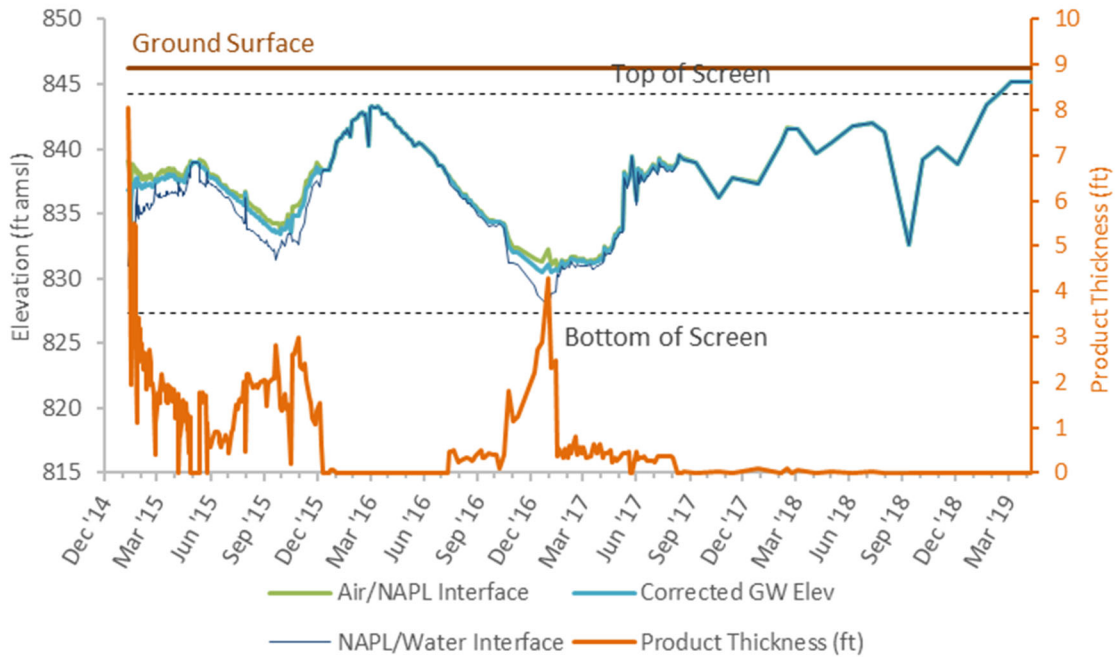
RS-08 Hydrograph



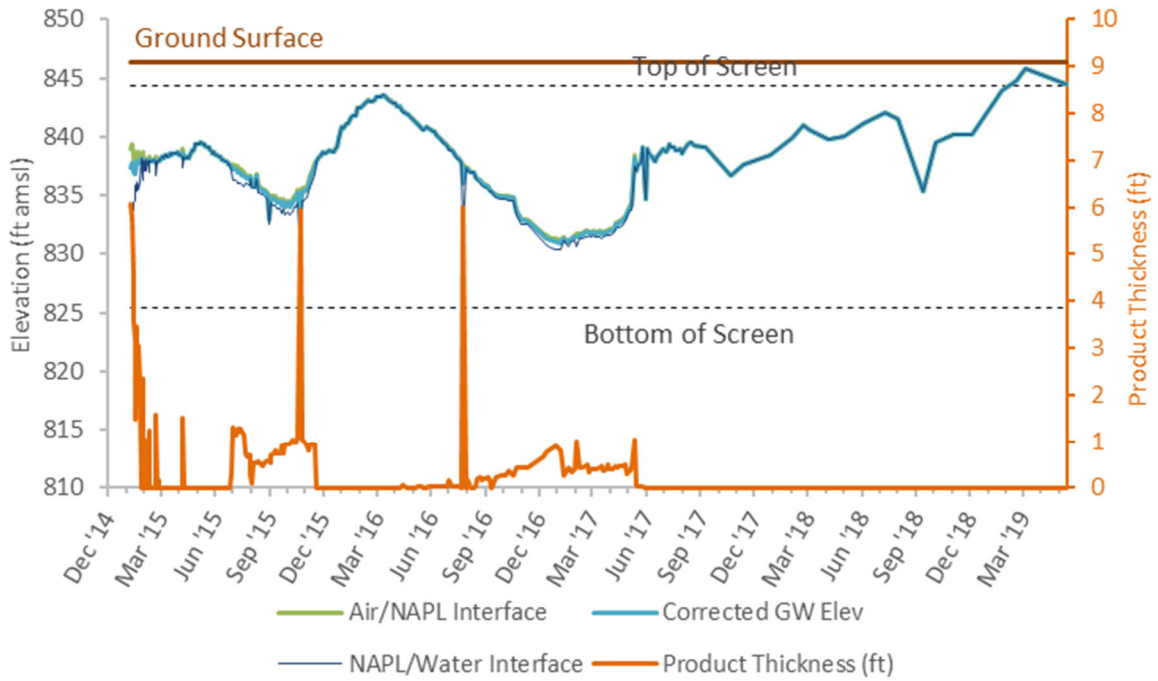
RS-09 Hydrograph



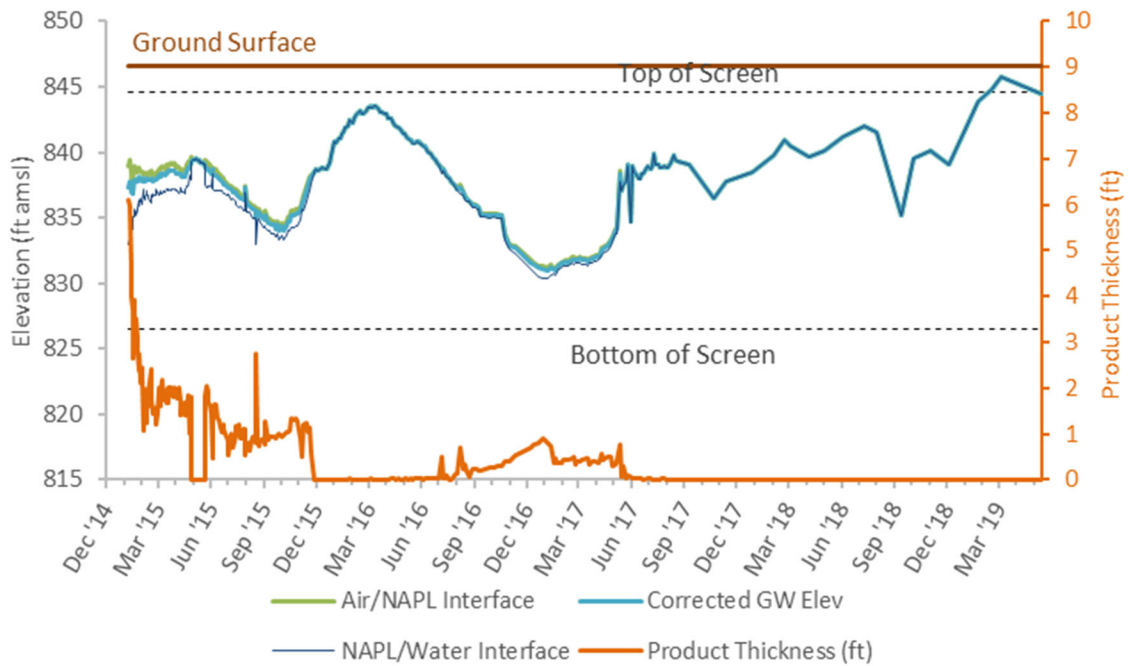
RS-10 Hydrograph



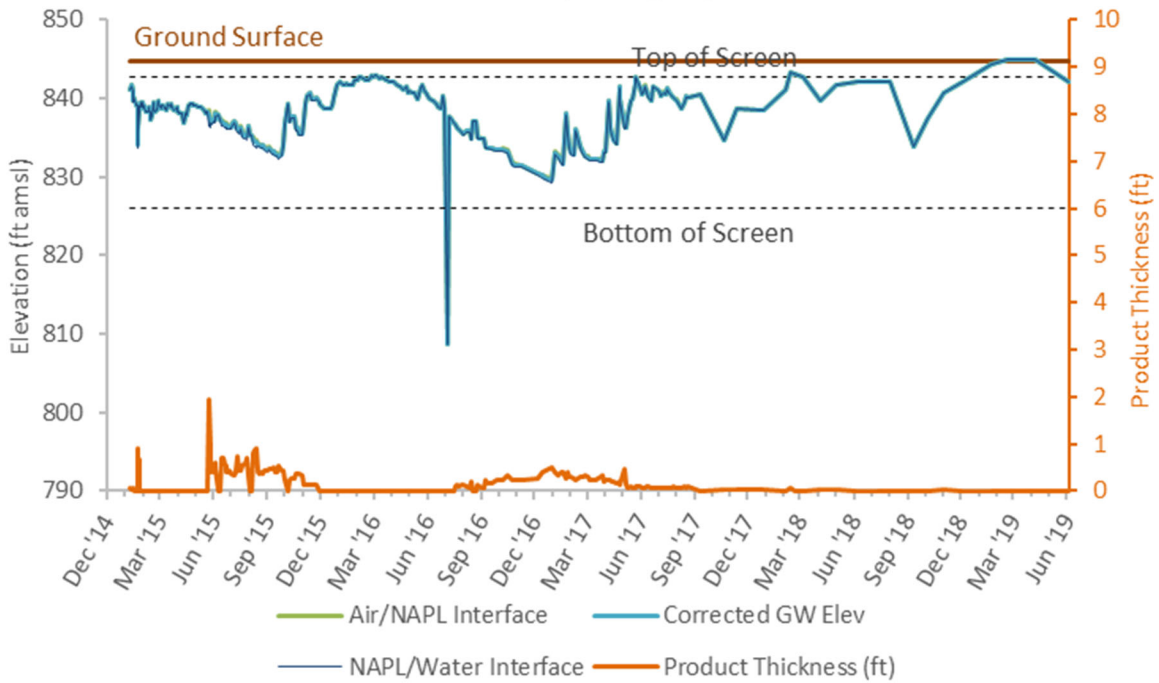
RS-11 Hydrograph



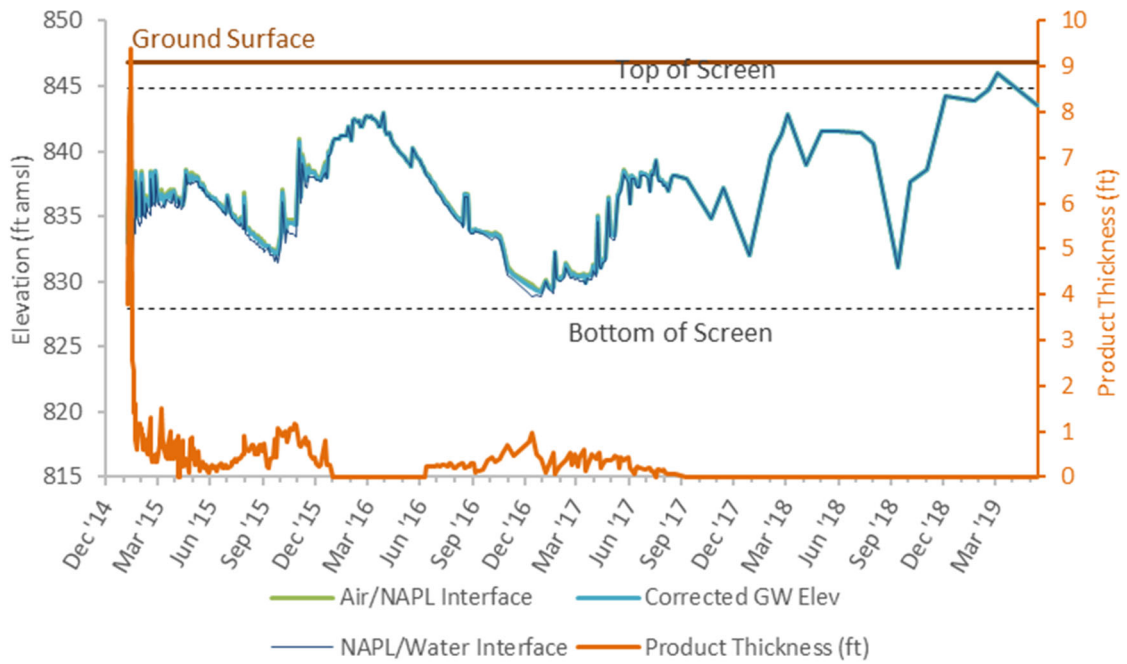
RS-12 Hydrograph



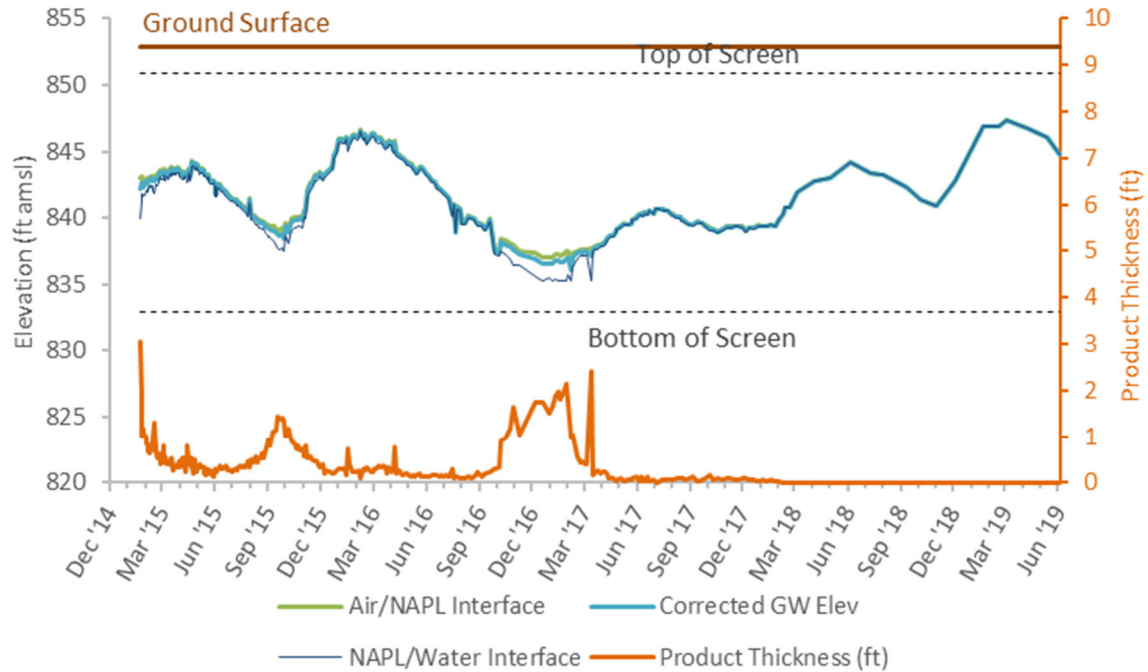
RS-14 Hydrograph



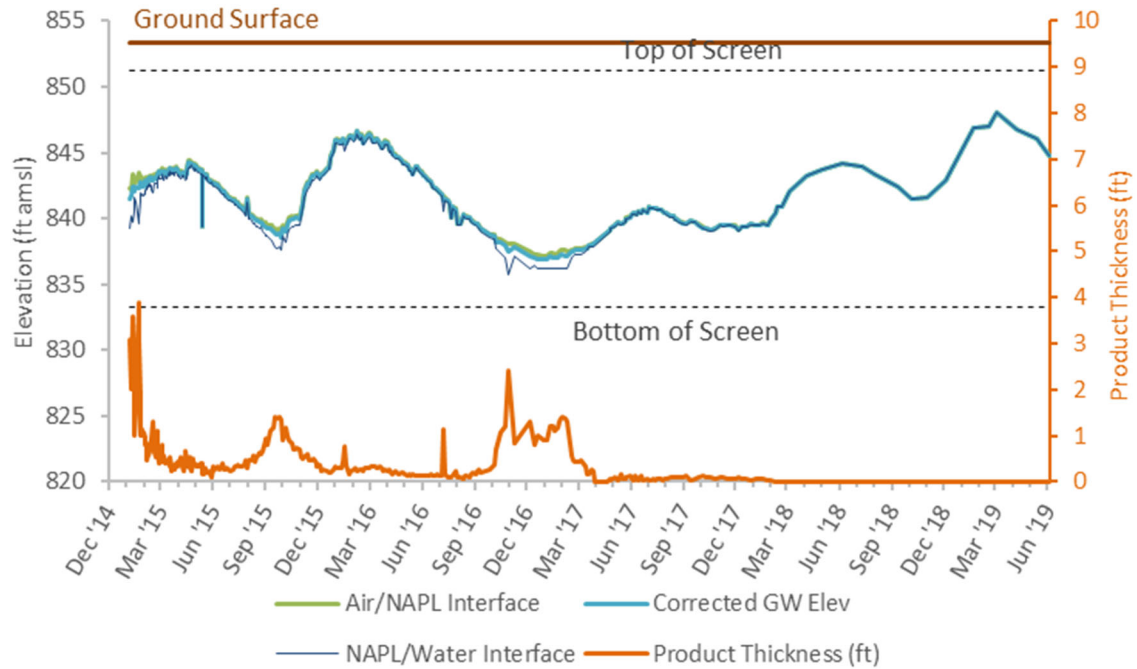
RS-18 Hydrograph



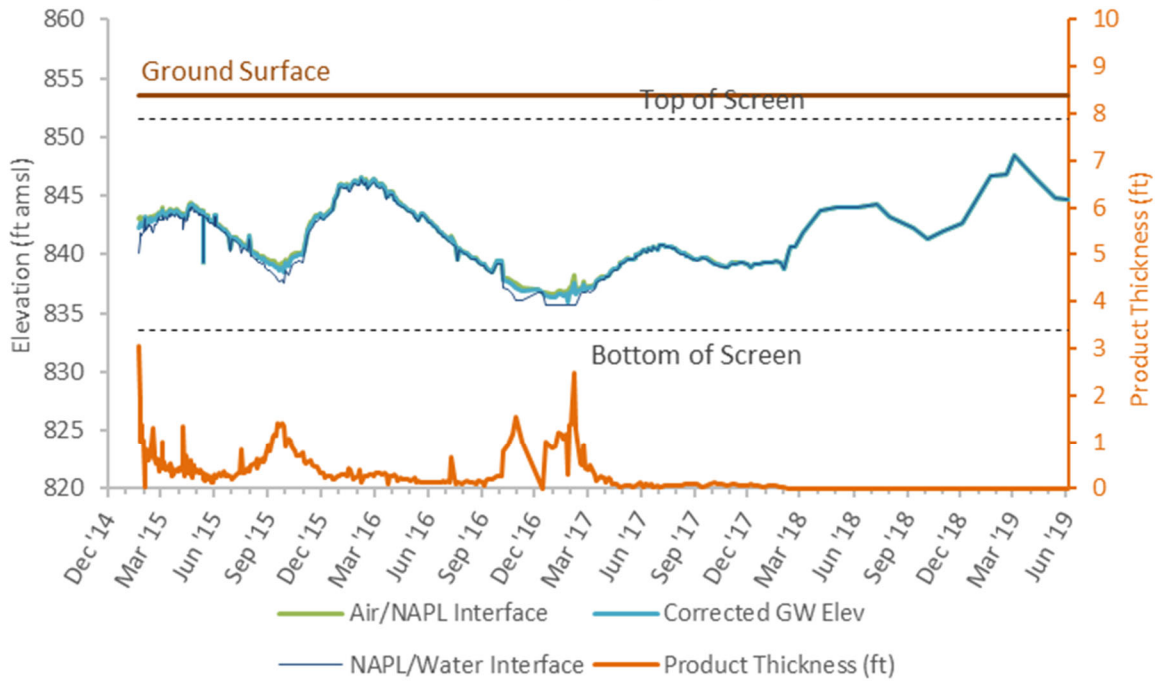
RT-1A Hydrograph



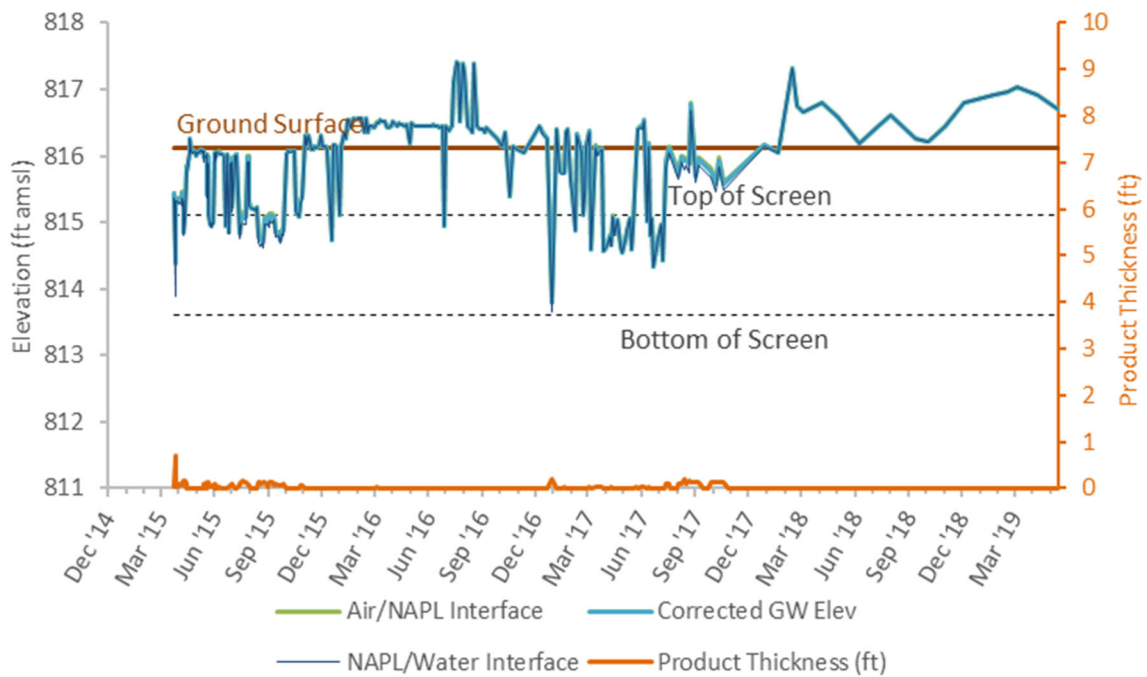
RT-1B Hydrograph

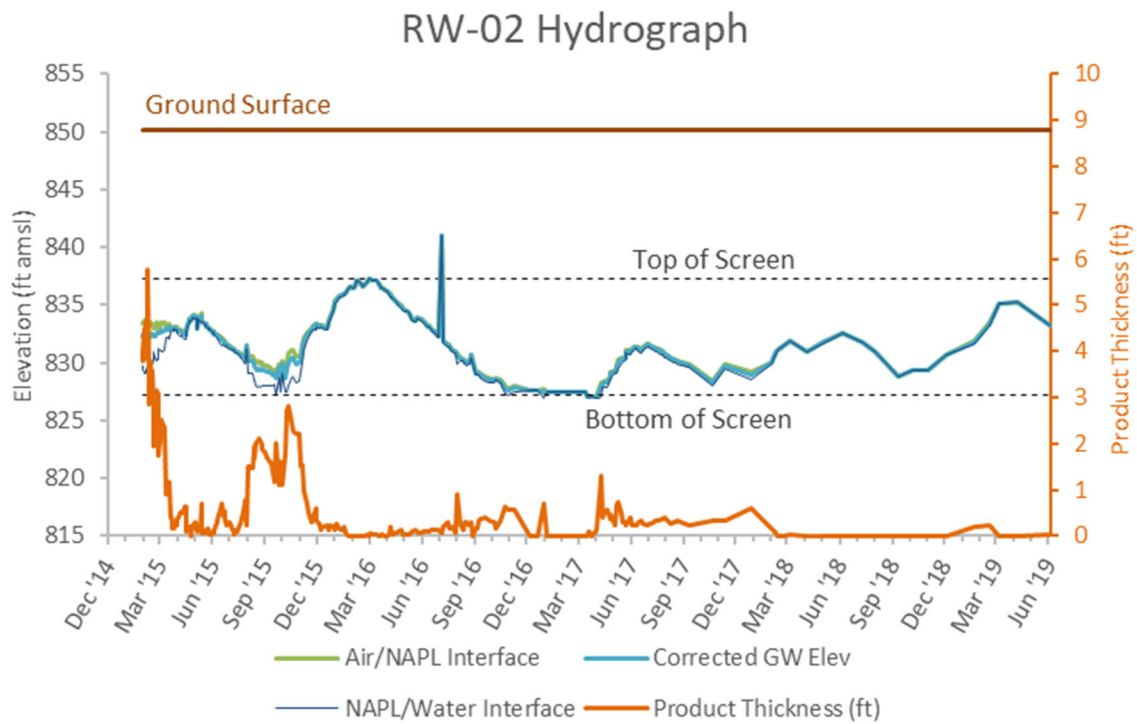
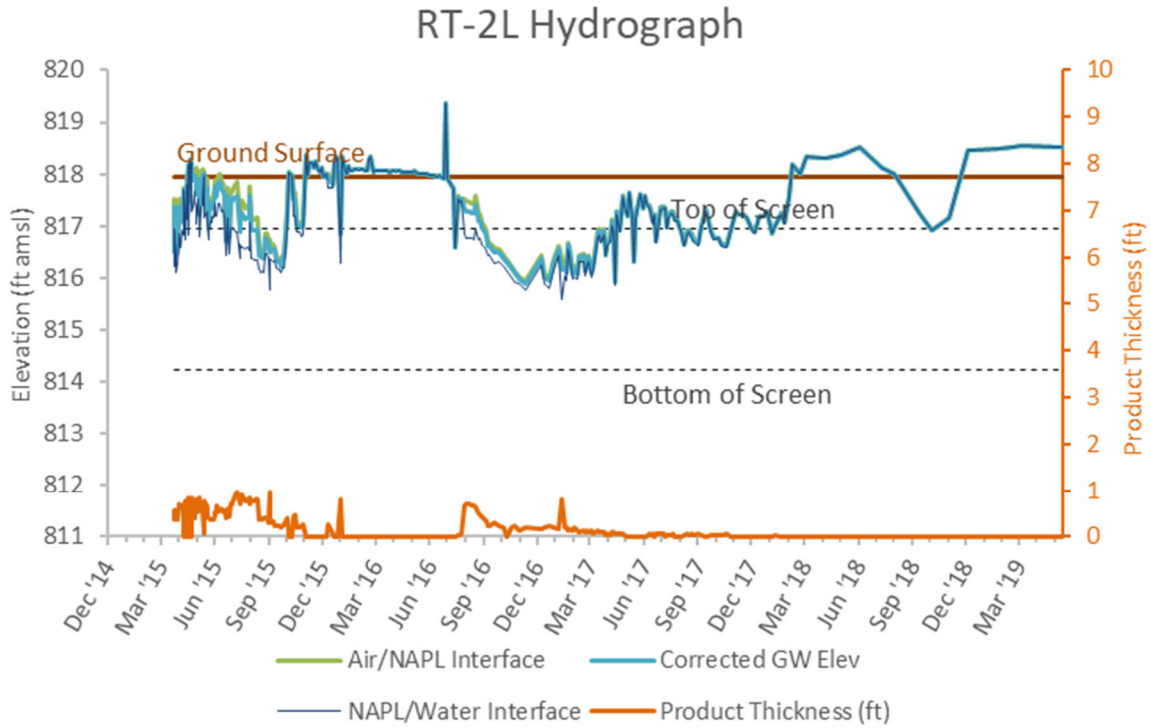


RT-1C Hydrograph

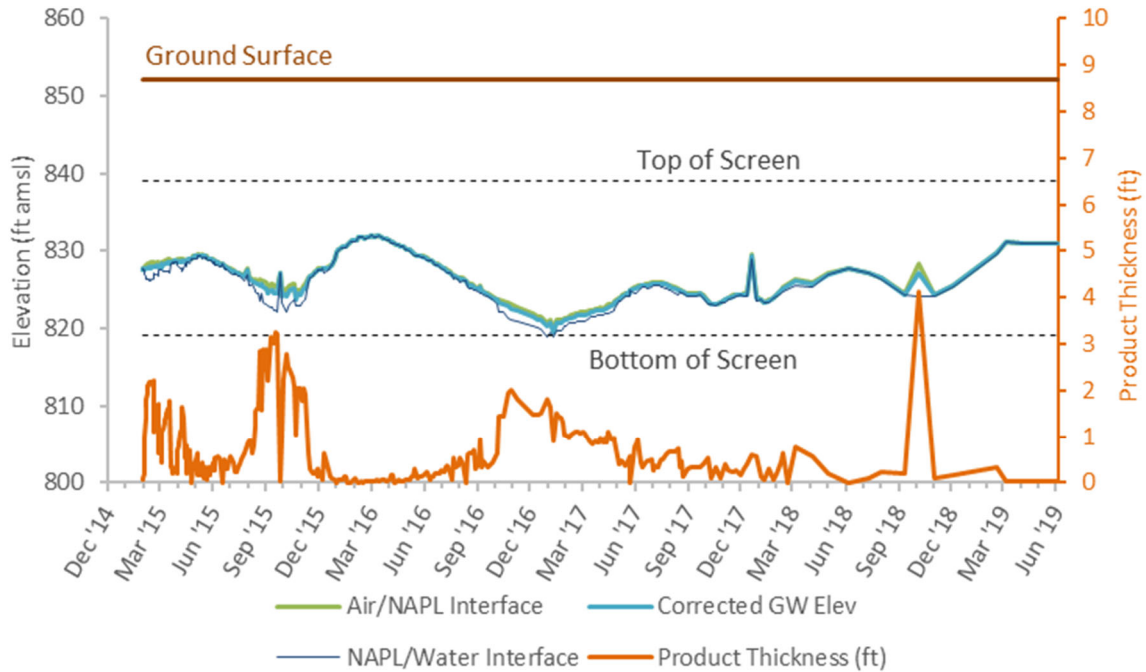


RT-2K Hydrograph

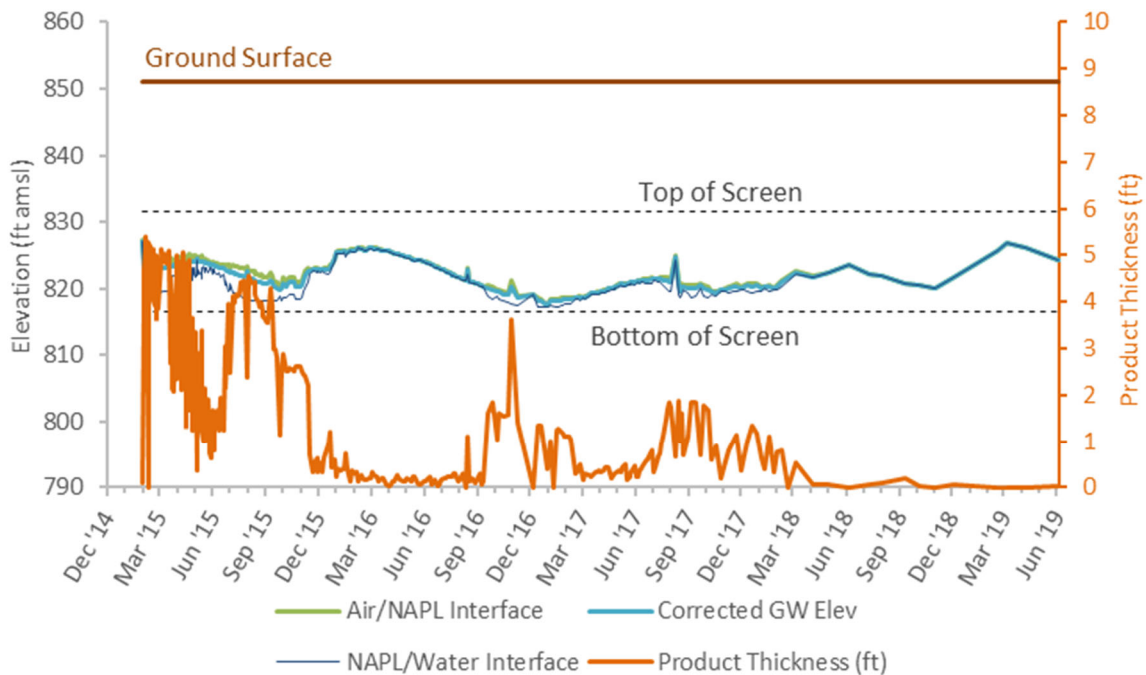




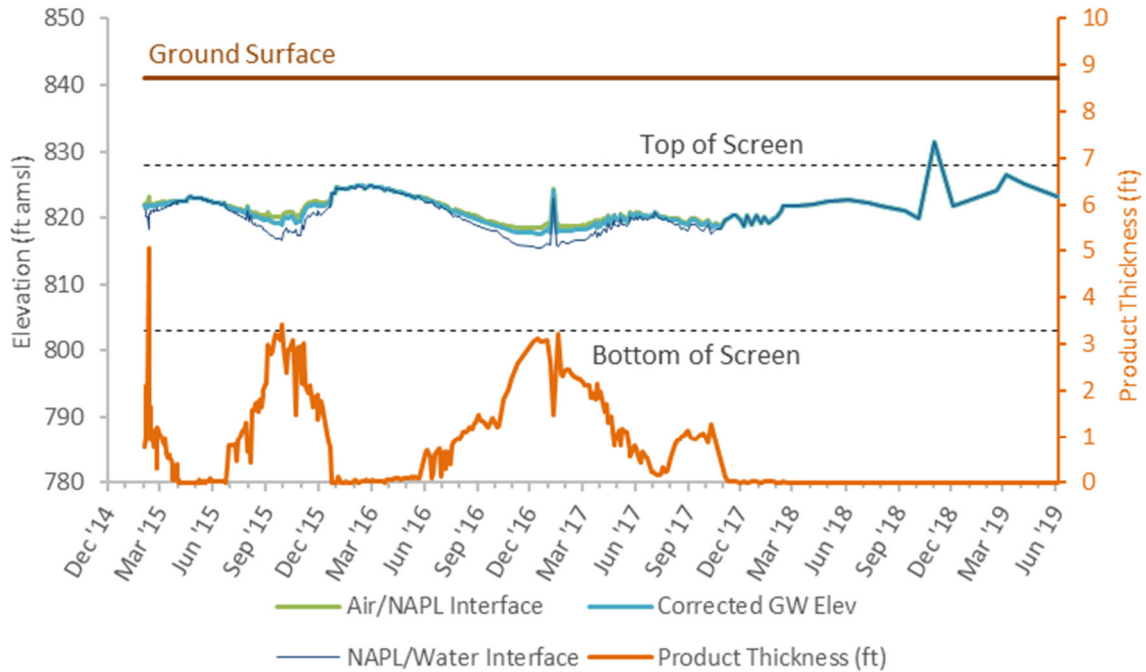
RW-04 Hydrograph



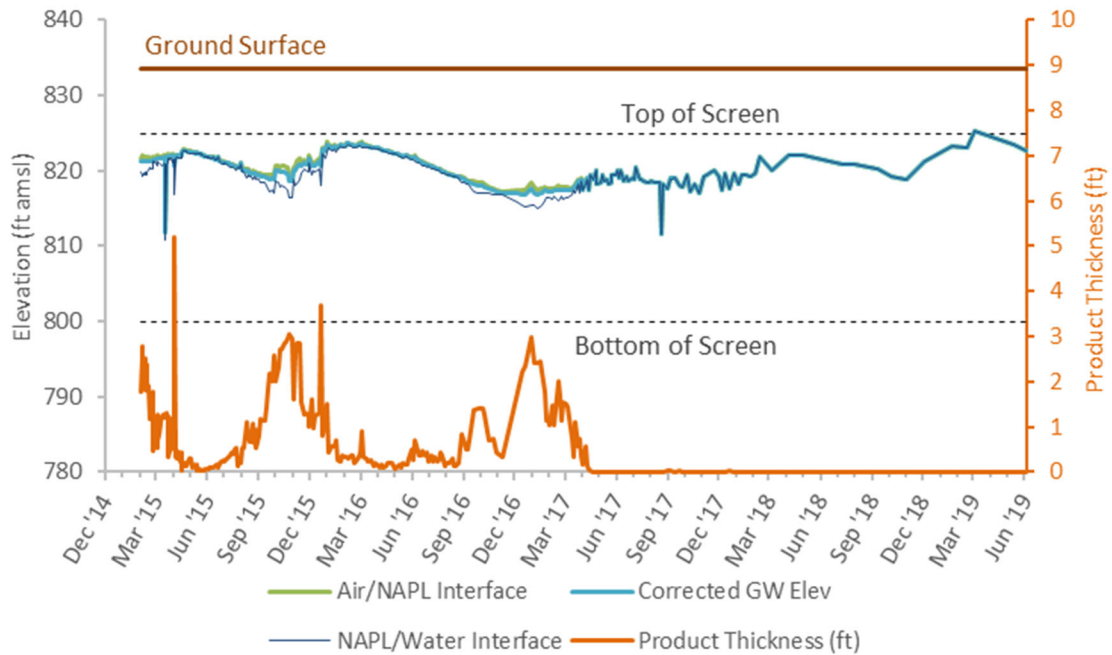
RW-05 Hydrograph



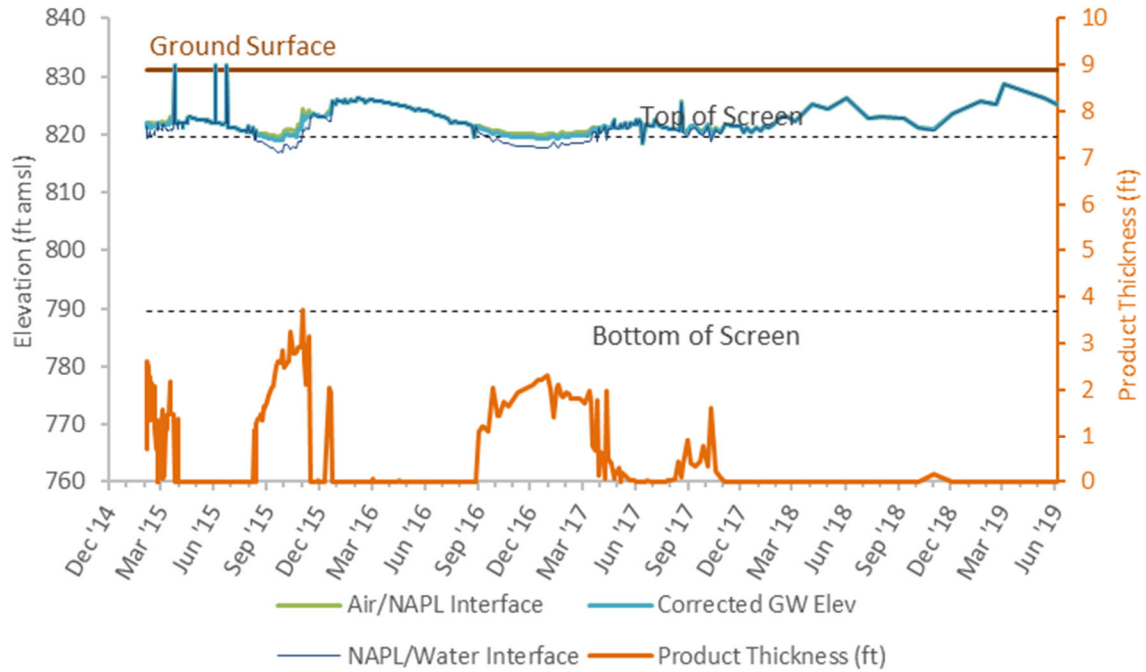
RW-07 Hydrograph



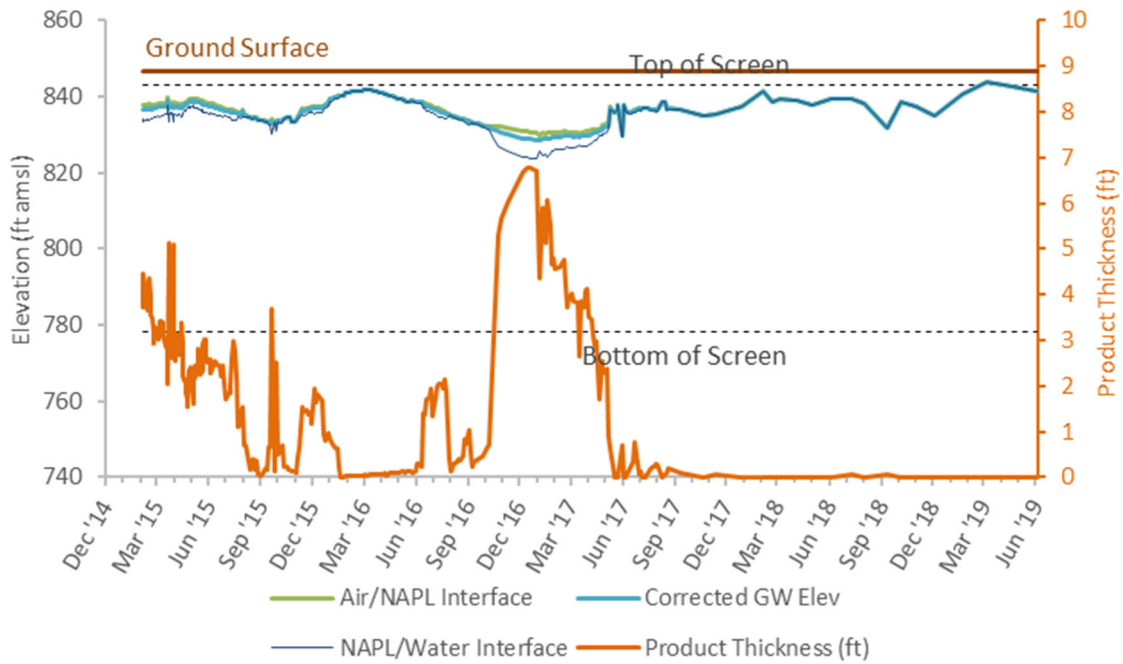
RW-08 Hydrograph



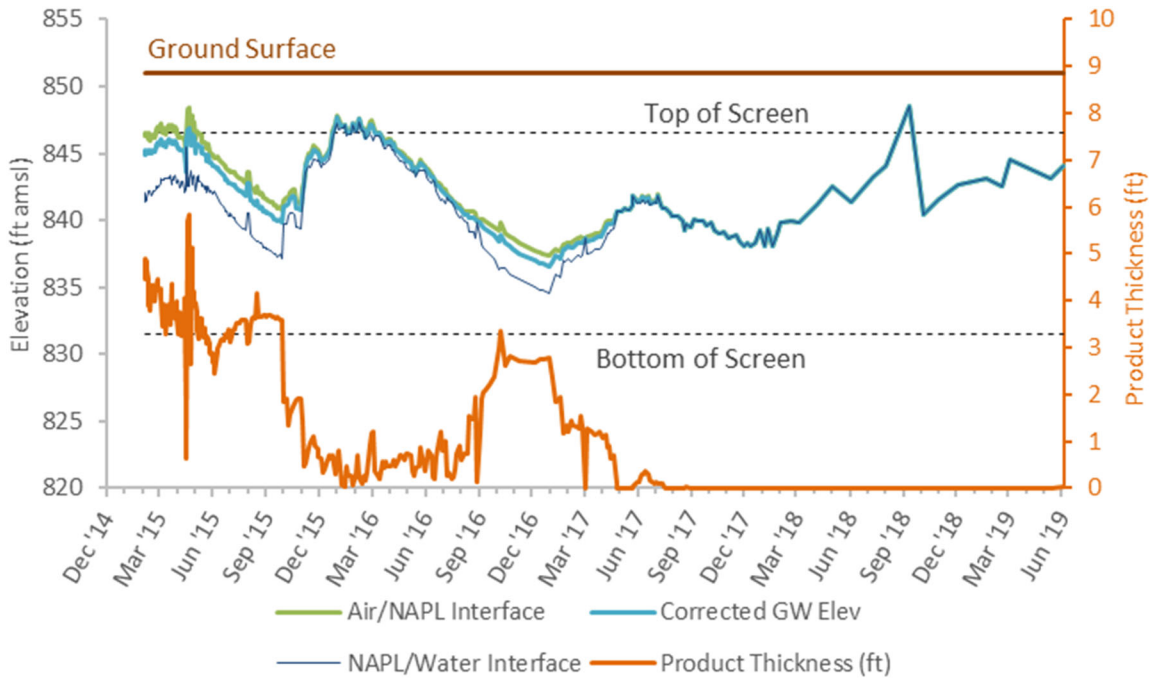
RW-09 Hydrograph



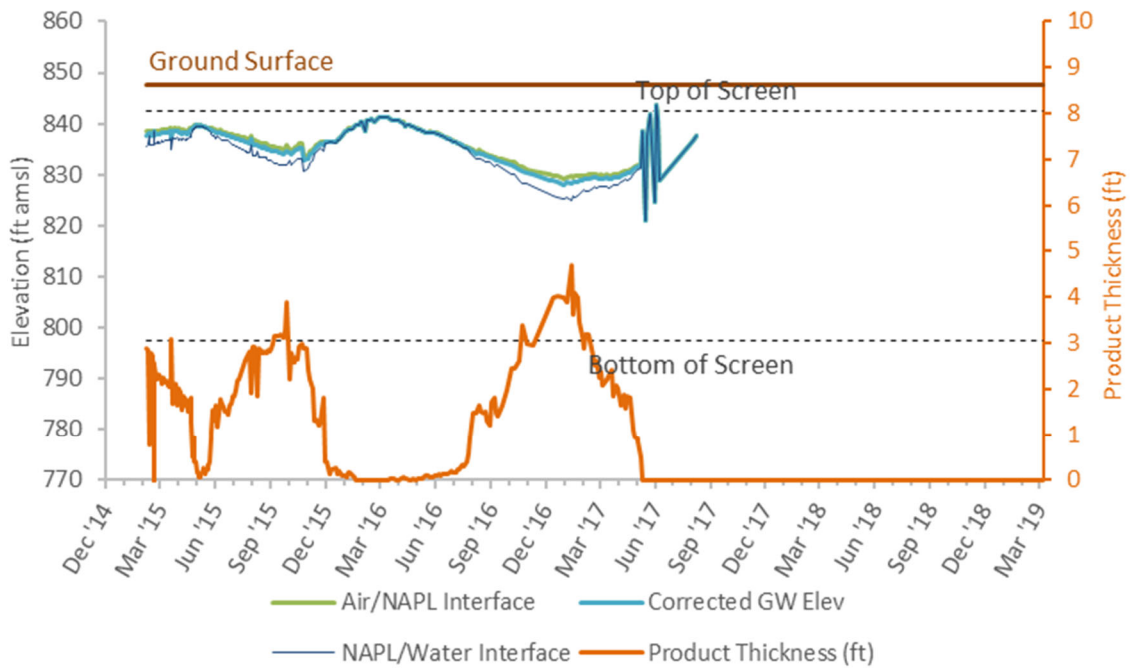
RW-10 Hydrograph

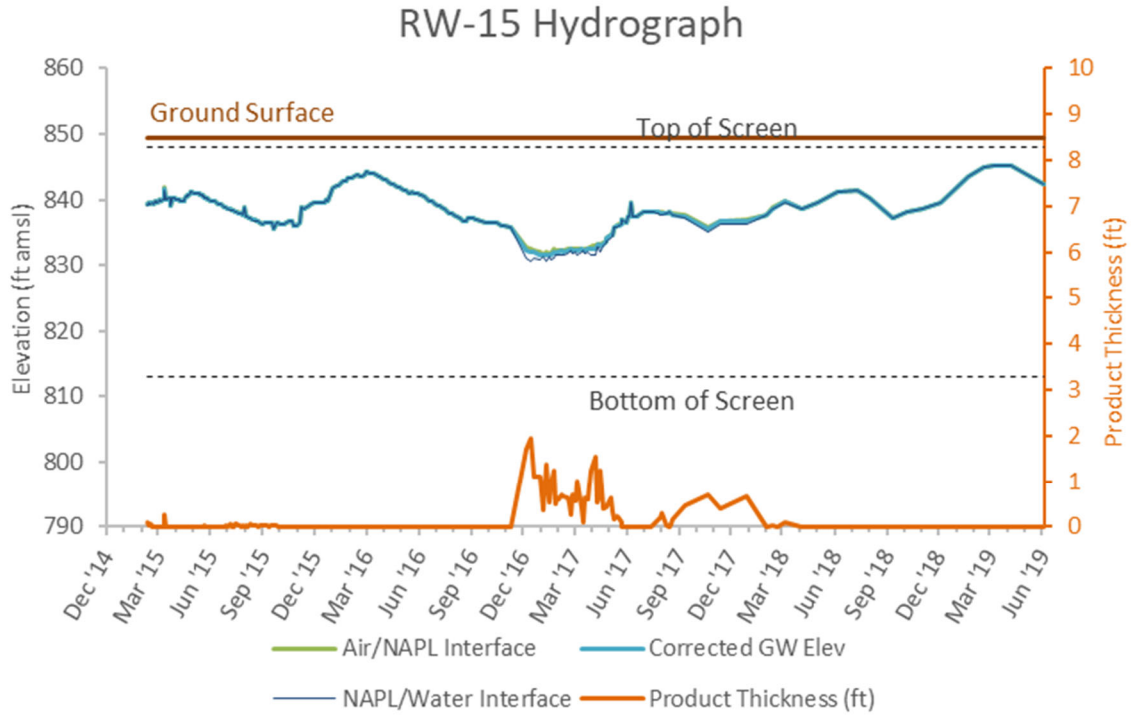


RW-11 Hydrograph



RW-13 Hydrograph

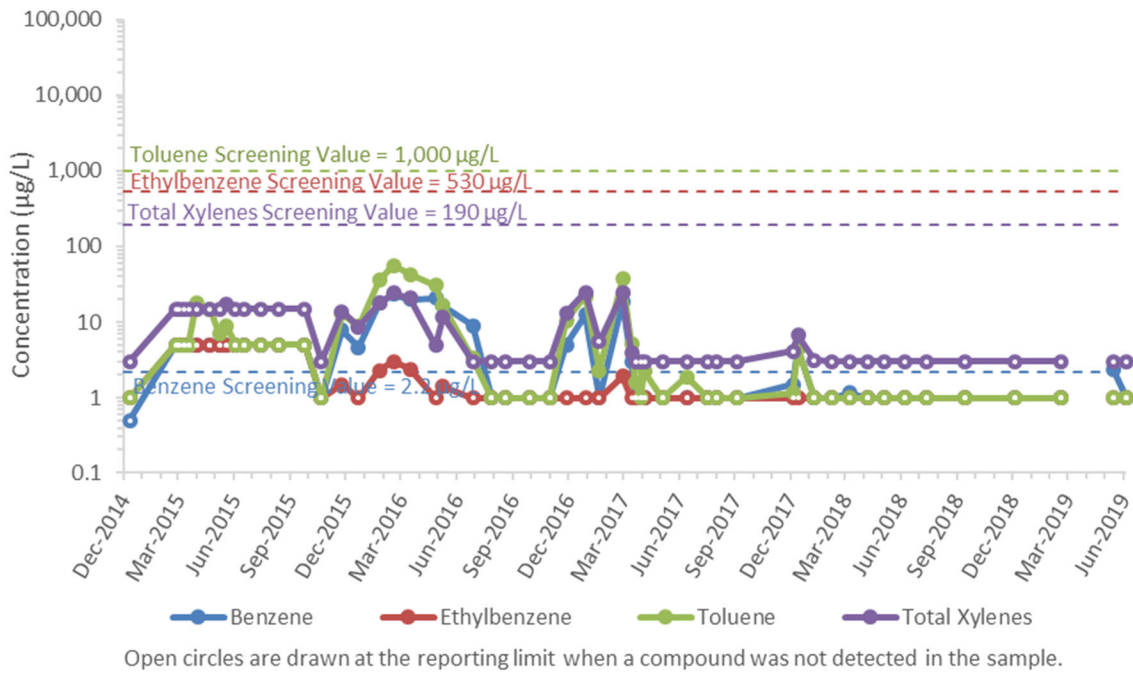




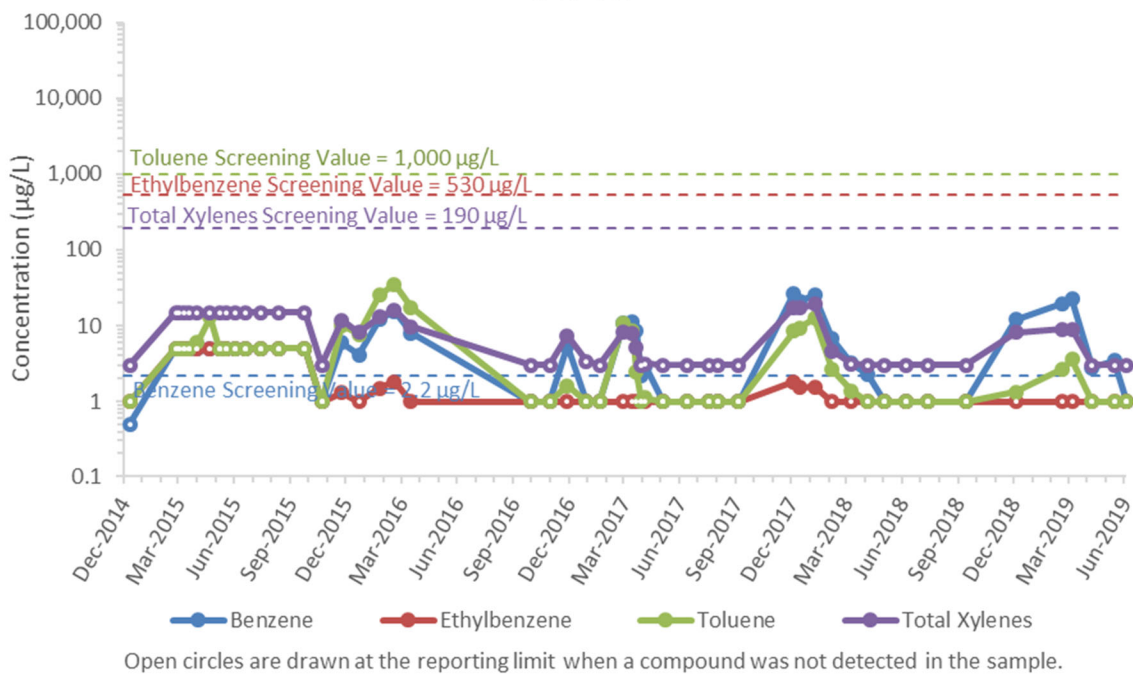
Attachment B
Surface Water Analytical Trends

Attachment B – Surface Water Analytical Trends

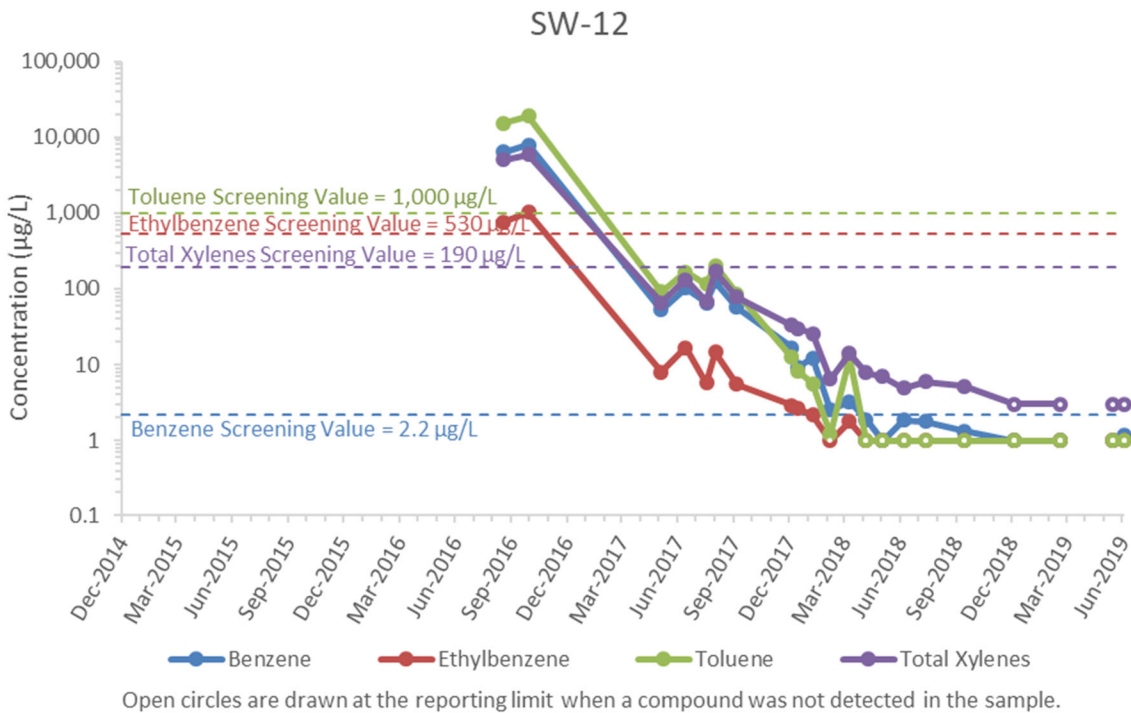
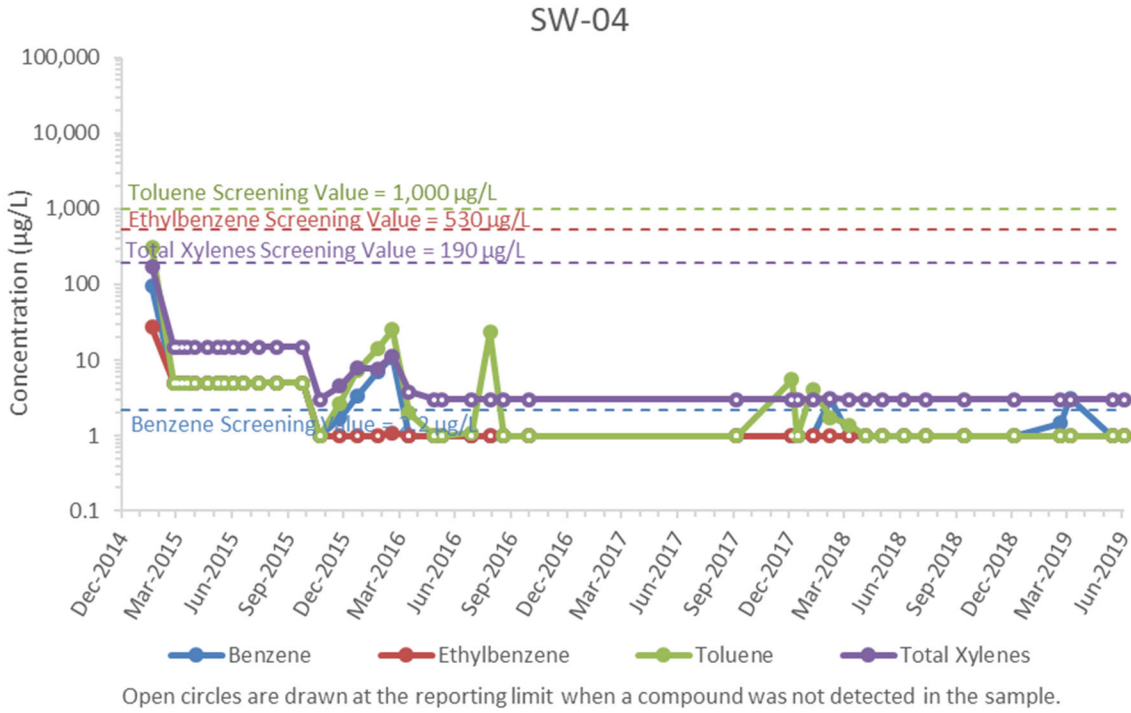
SW-01



SW-02

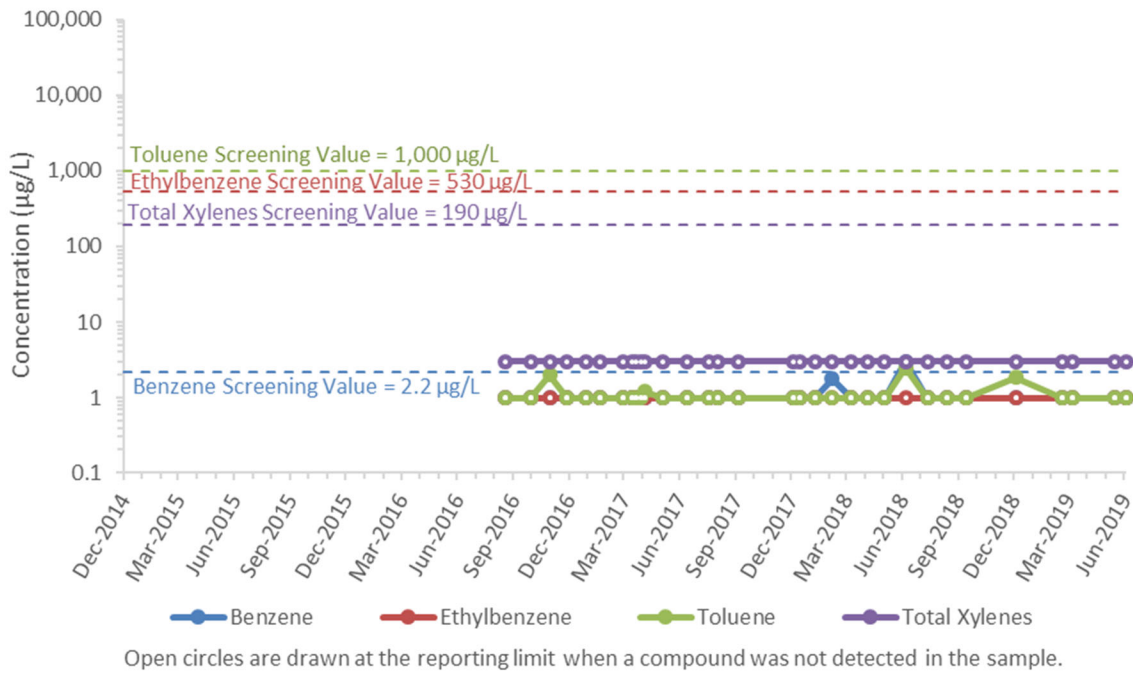


Attachment B – Surface Water Analytical Trends

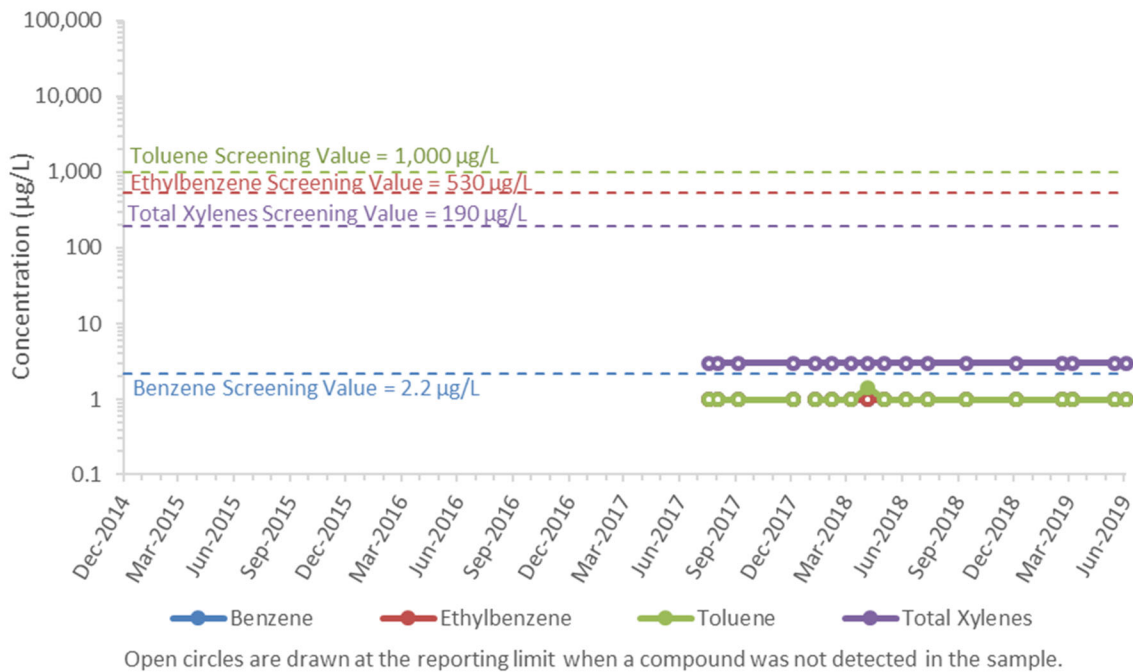


Attachment B – Surface Water Analytical Trends

SW-13

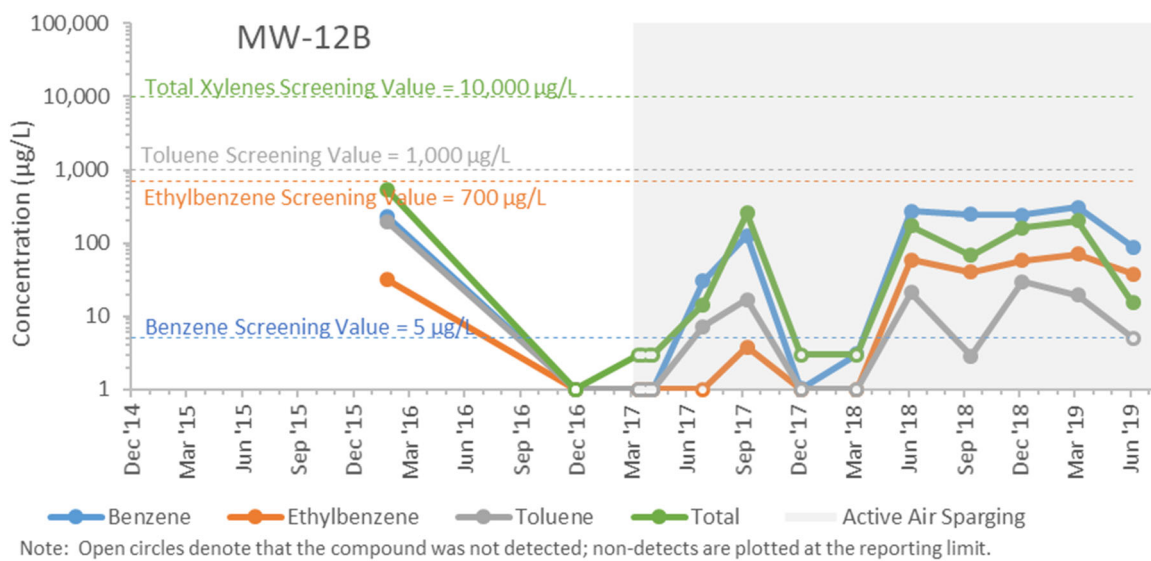
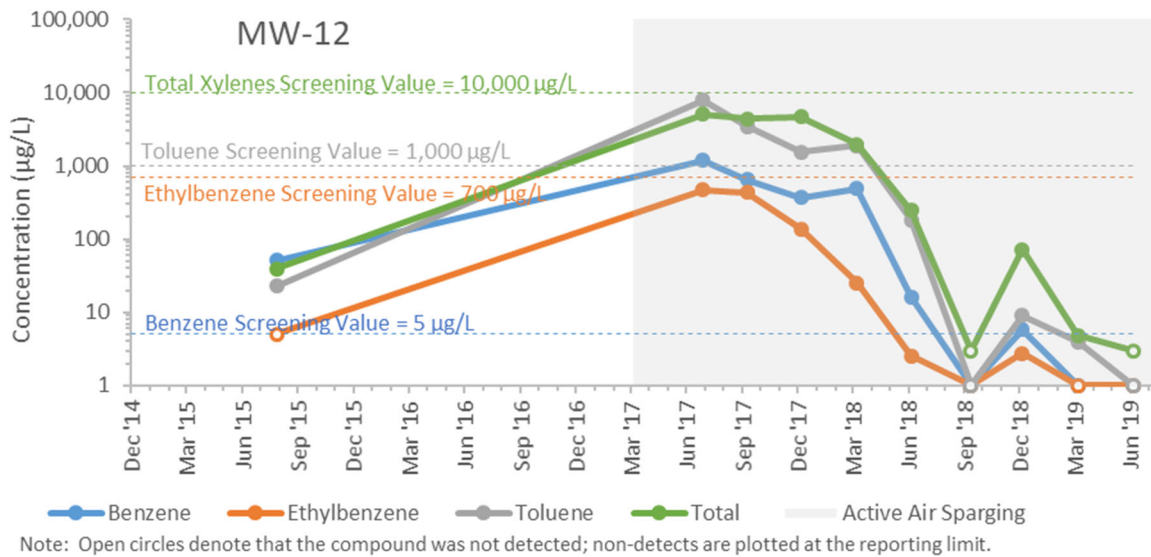


SW-14

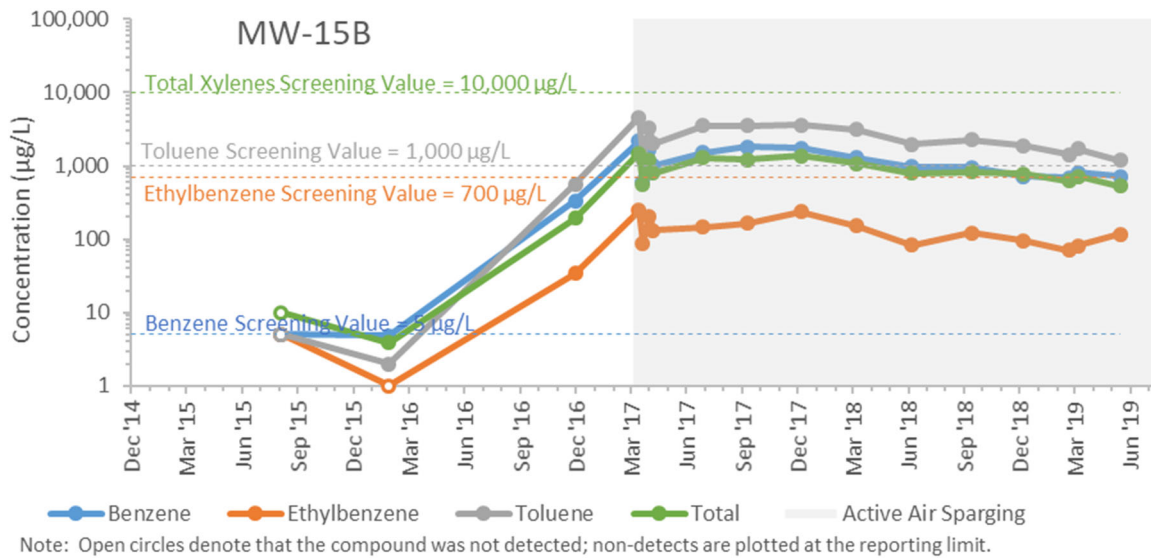
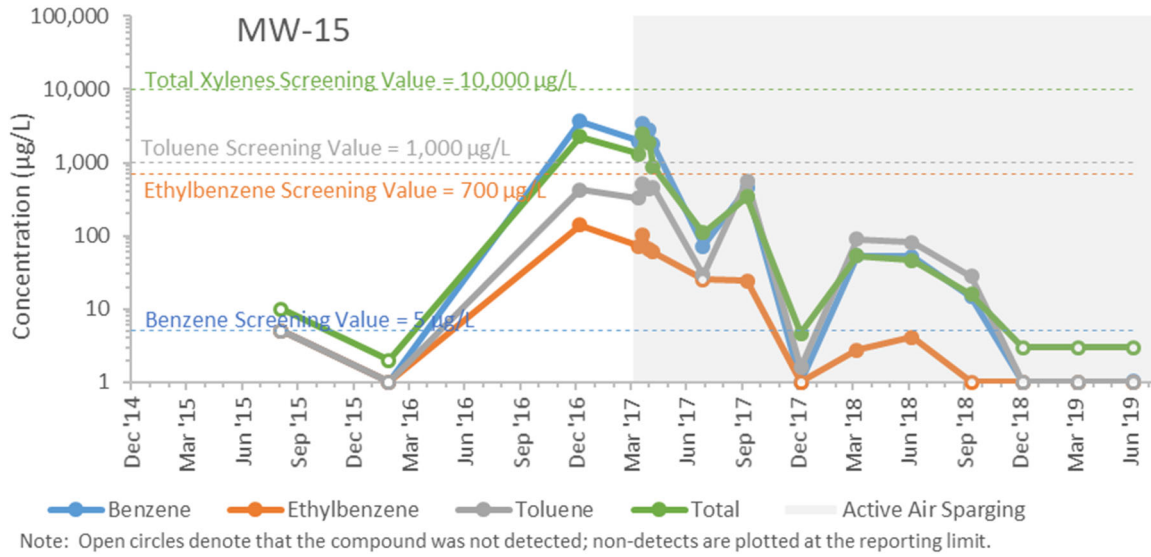


Attachment C
Groundwater Analytical Trends

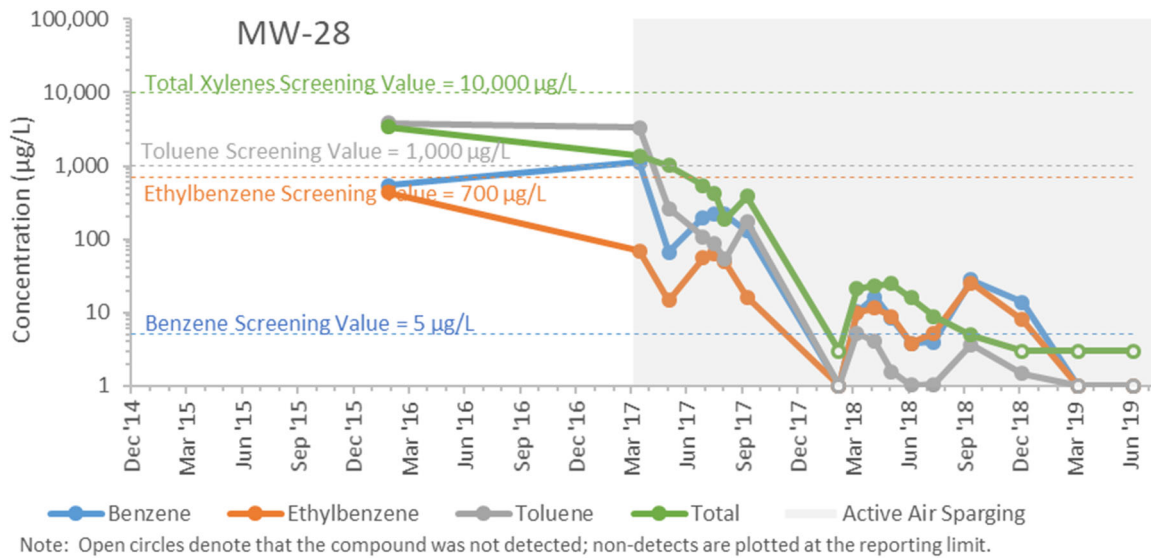
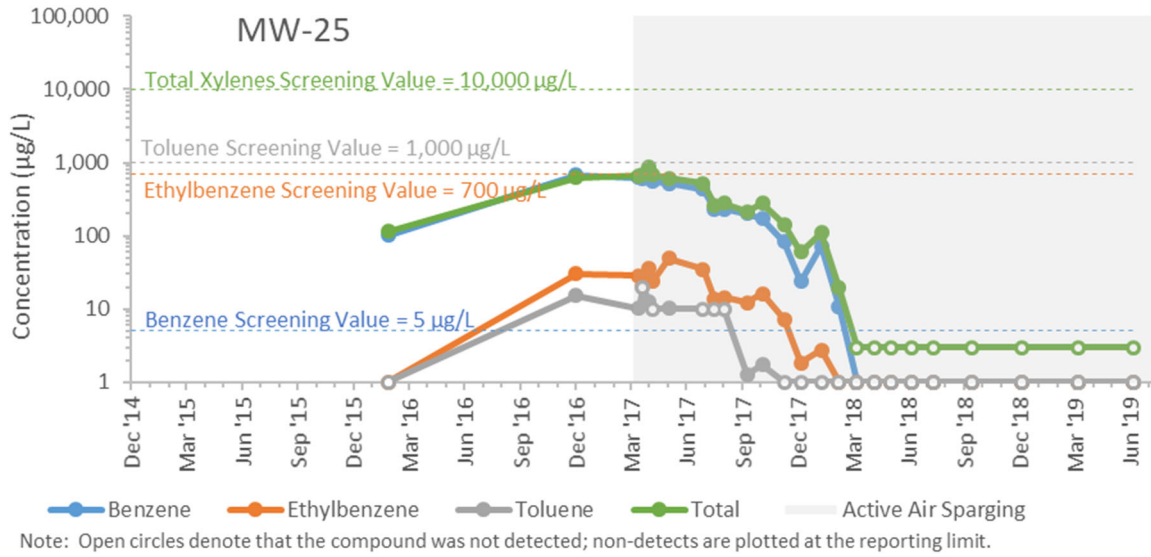
Brown's Creek Monitoring Well Trends



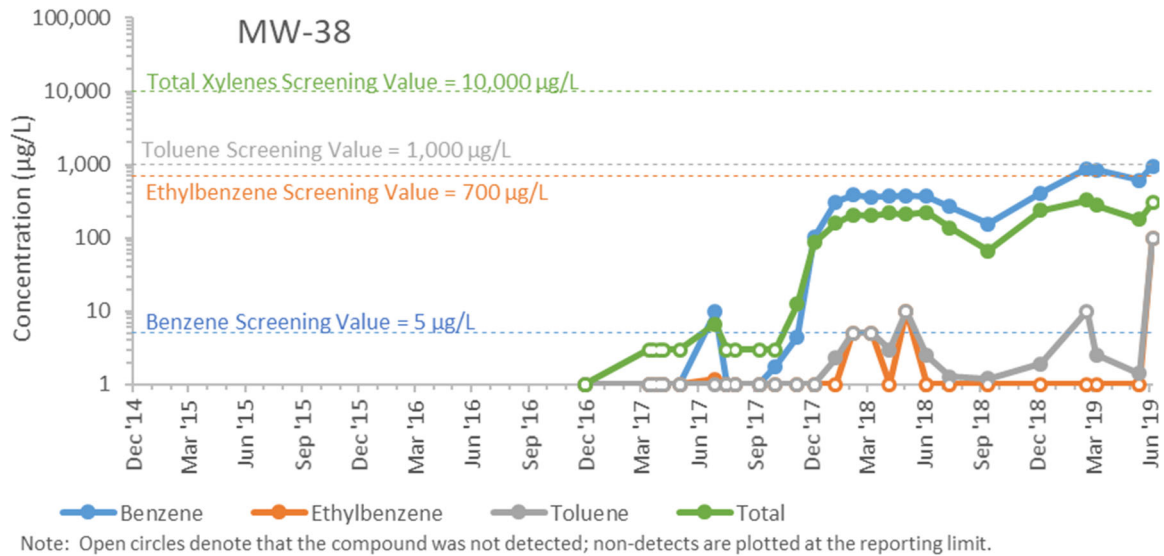
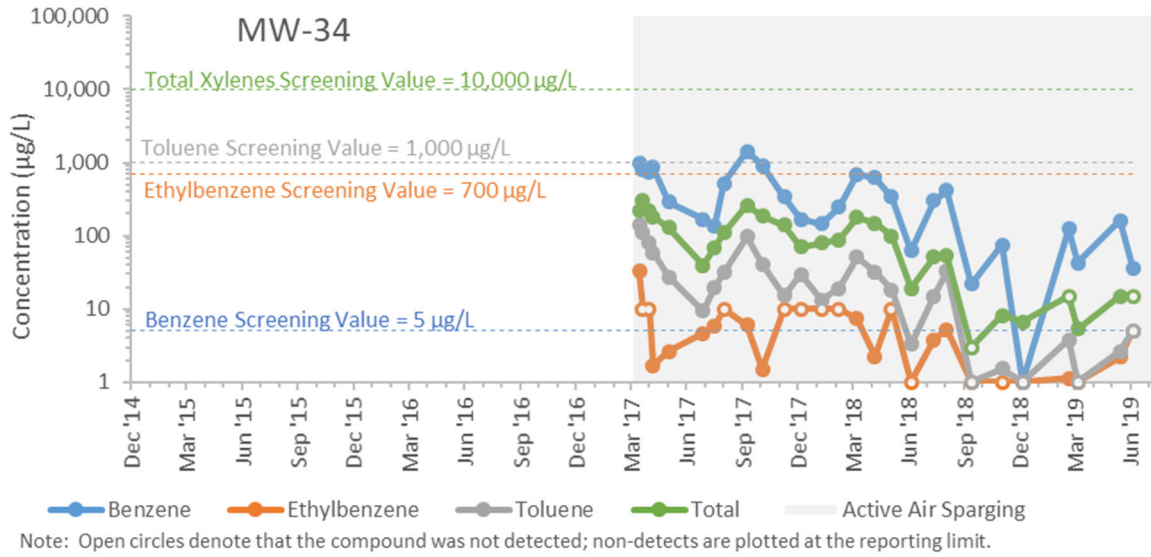
Attachment C – Groundwater Analytical Trends



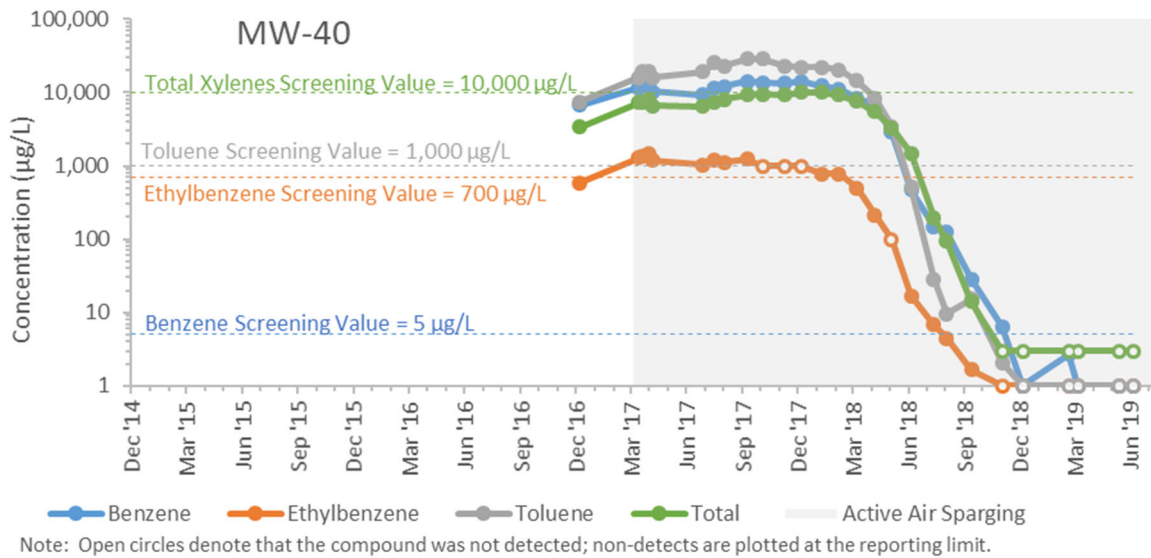
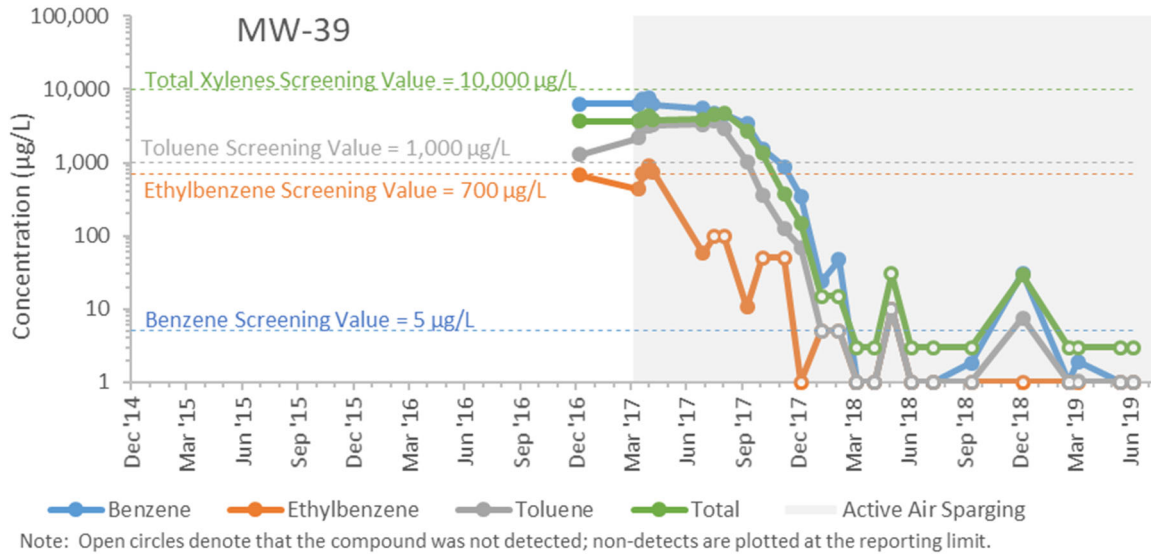
Attachment C – Groundwater Analytical Trends



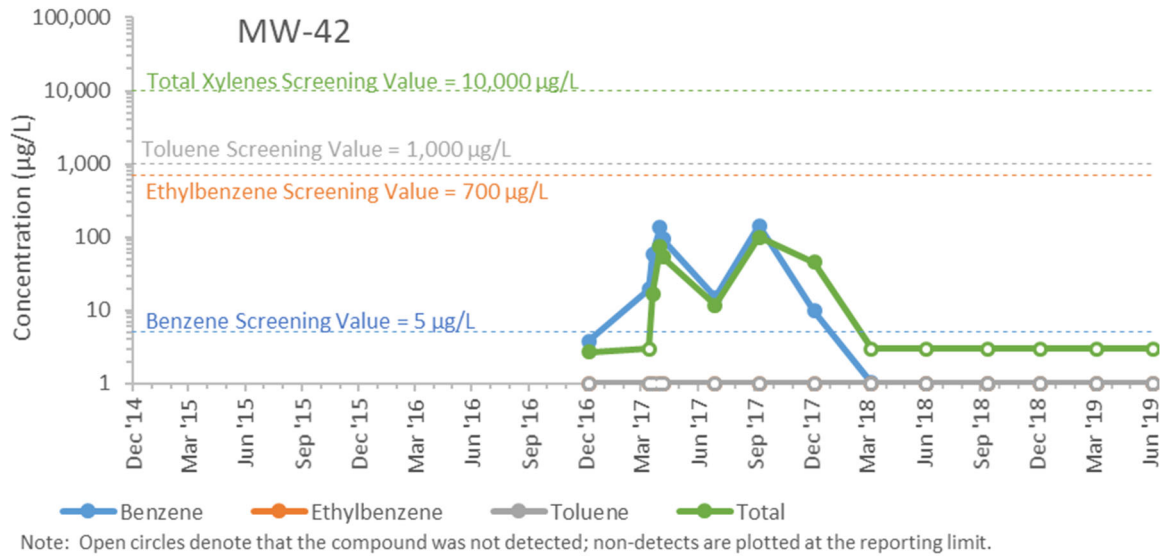
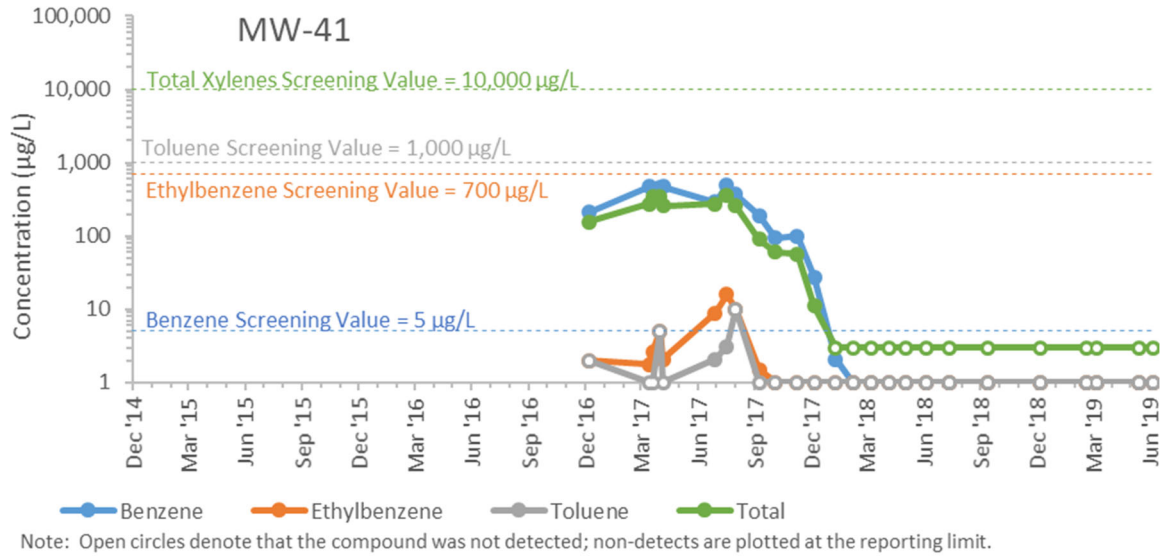
Attachment C – Groundwater Analytical Trends



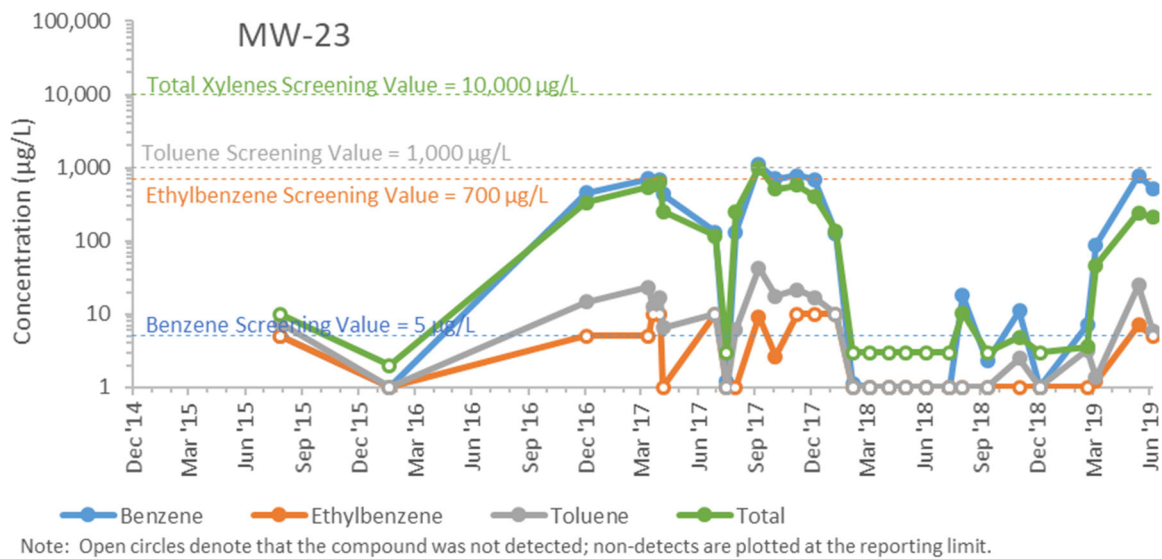
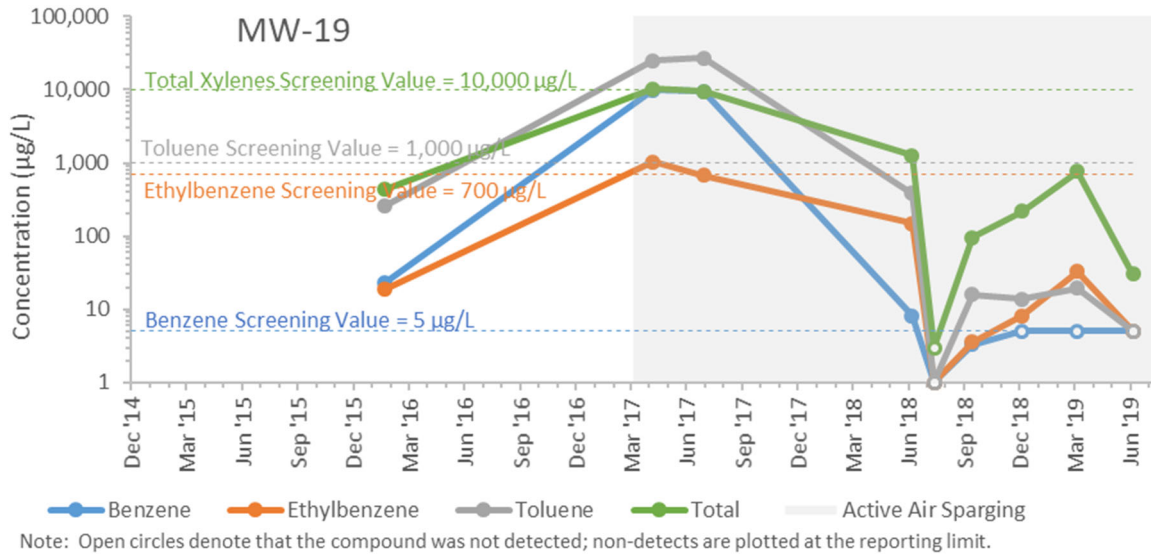
Attachment C – Groundwater Analytical Trends



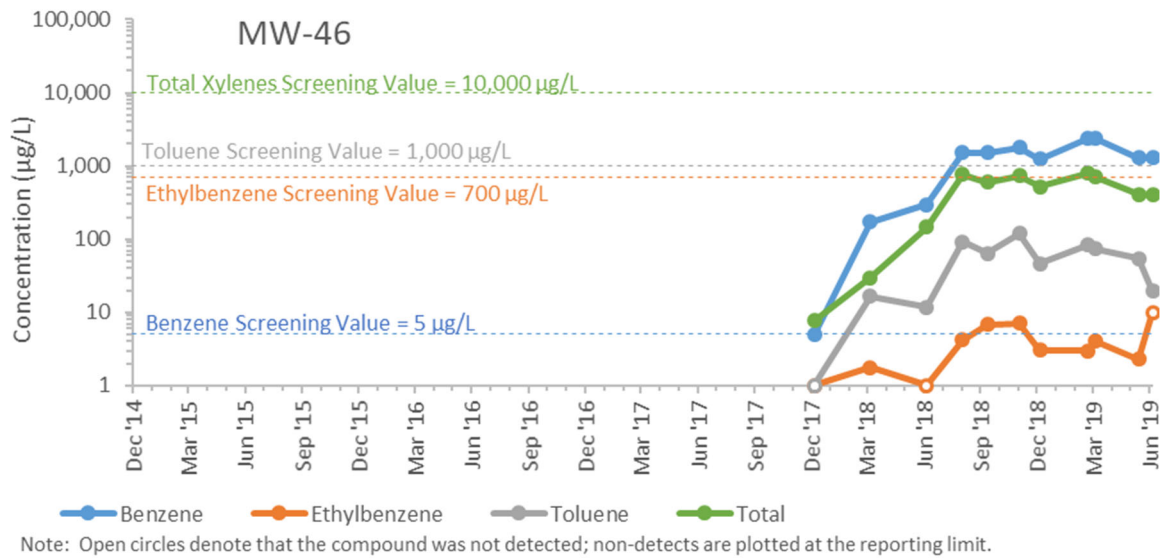
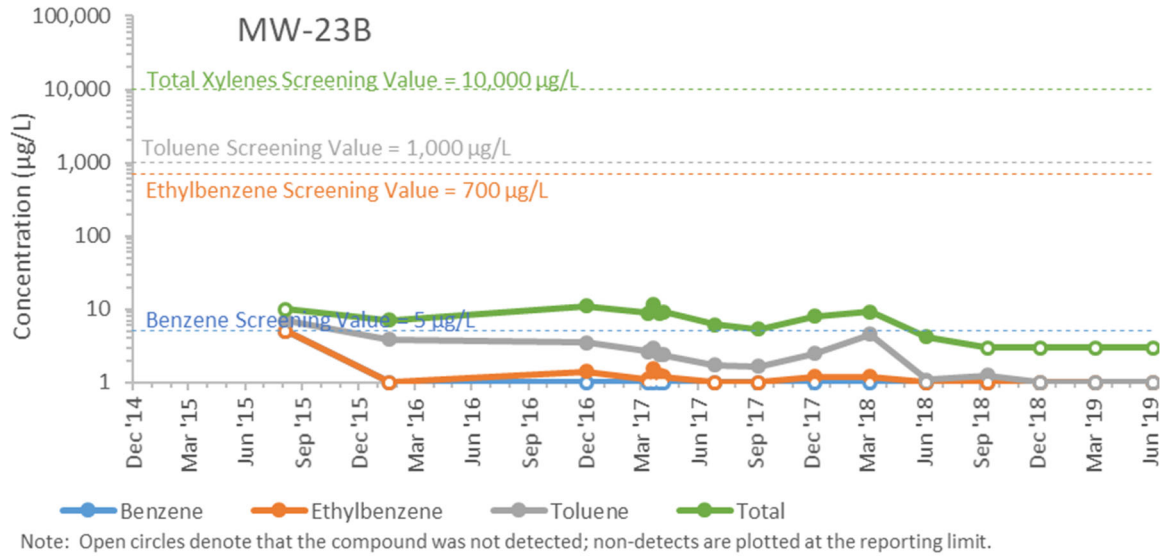
Attachment C – Groundwater Analytical Trends



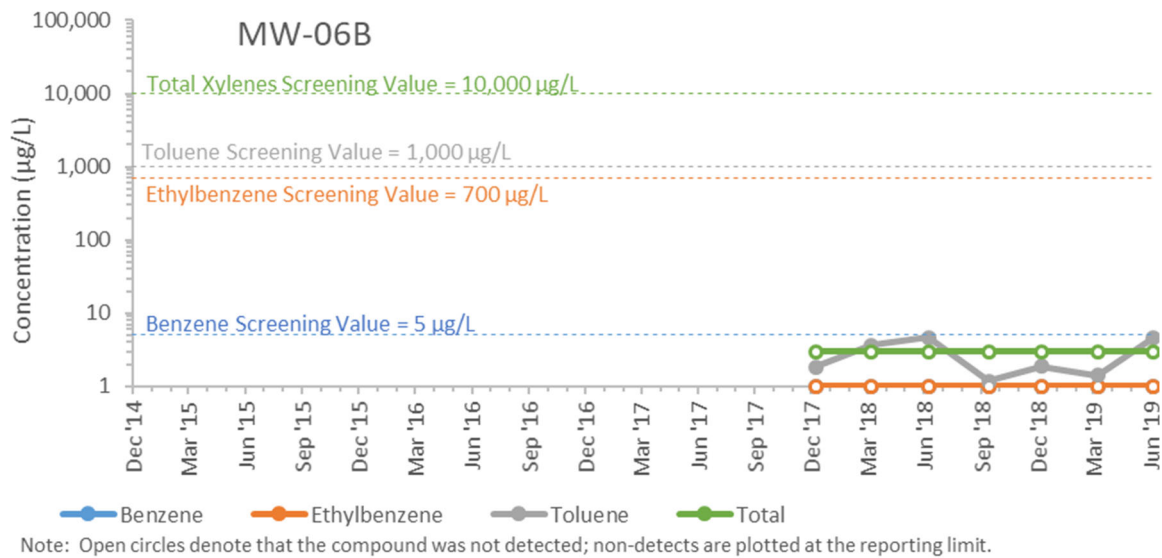
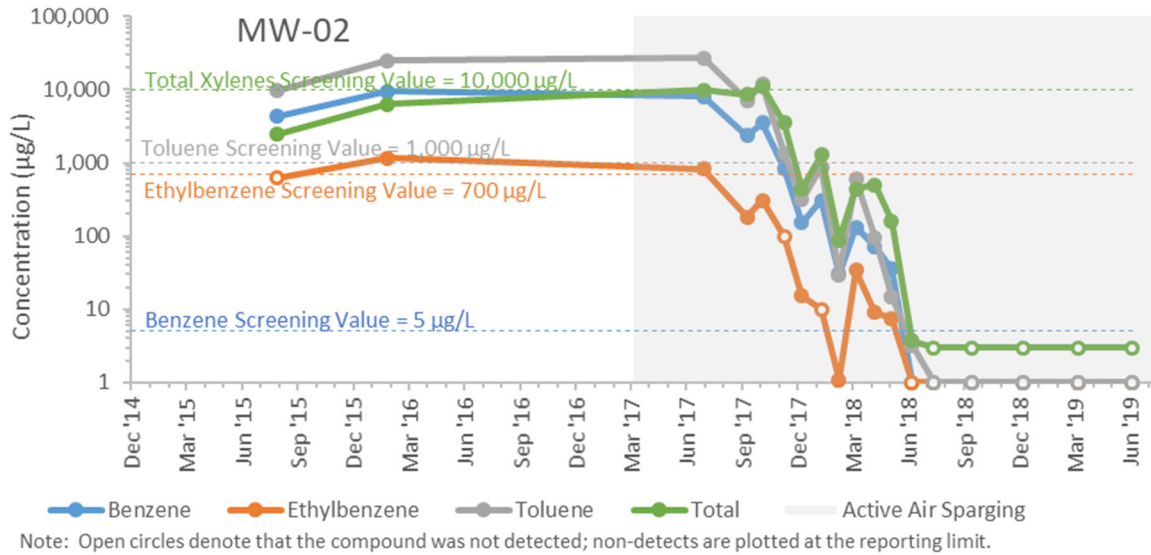
Cupboard Creek Monitoring Well Trends



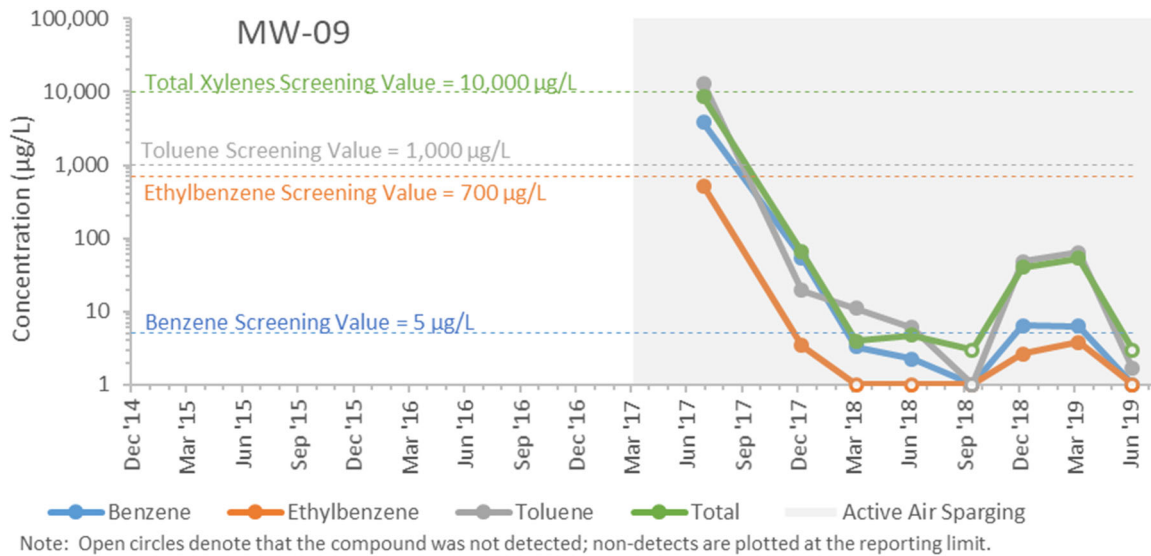
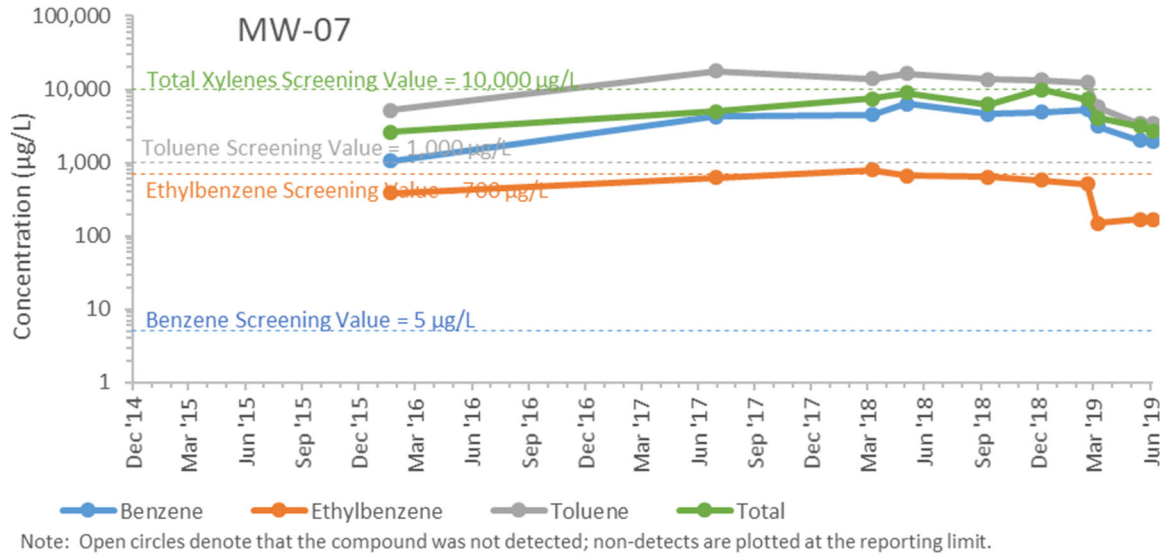
Attachment C – Groundwater Analytical Trends



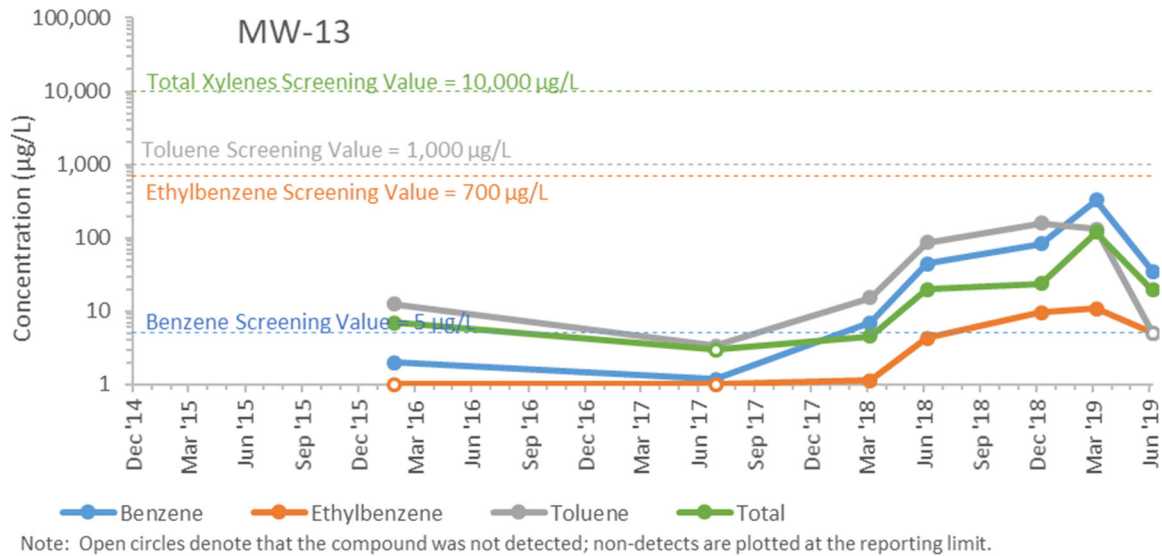
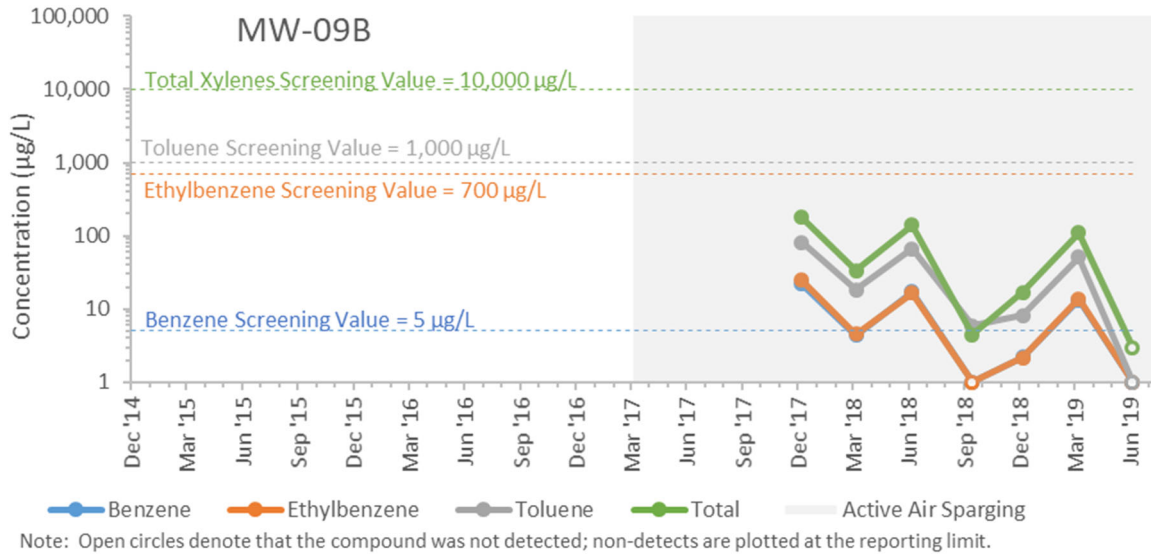
Hayfield Monitoring Well Trends



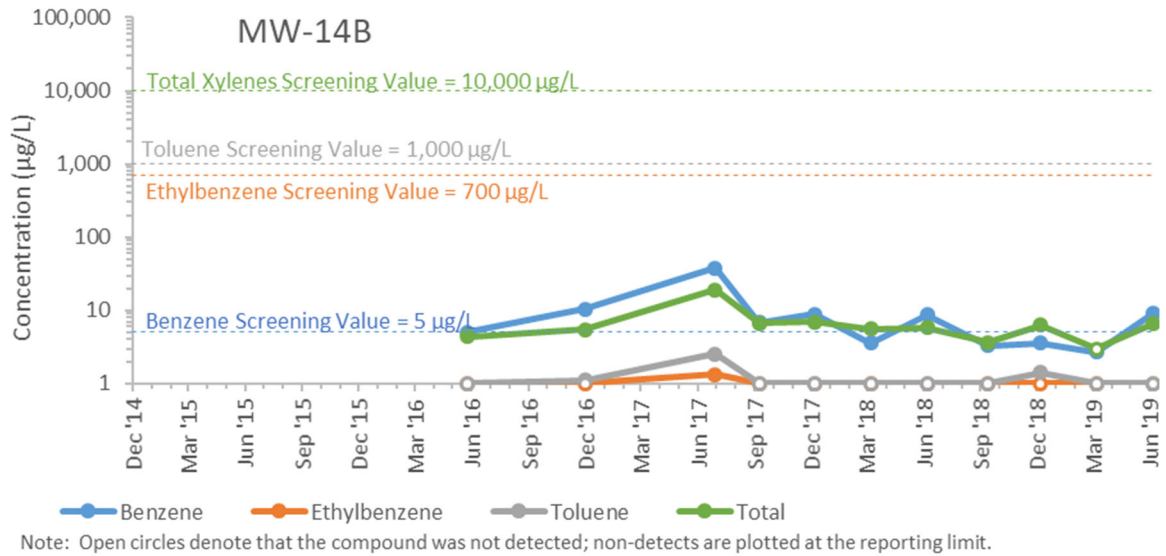
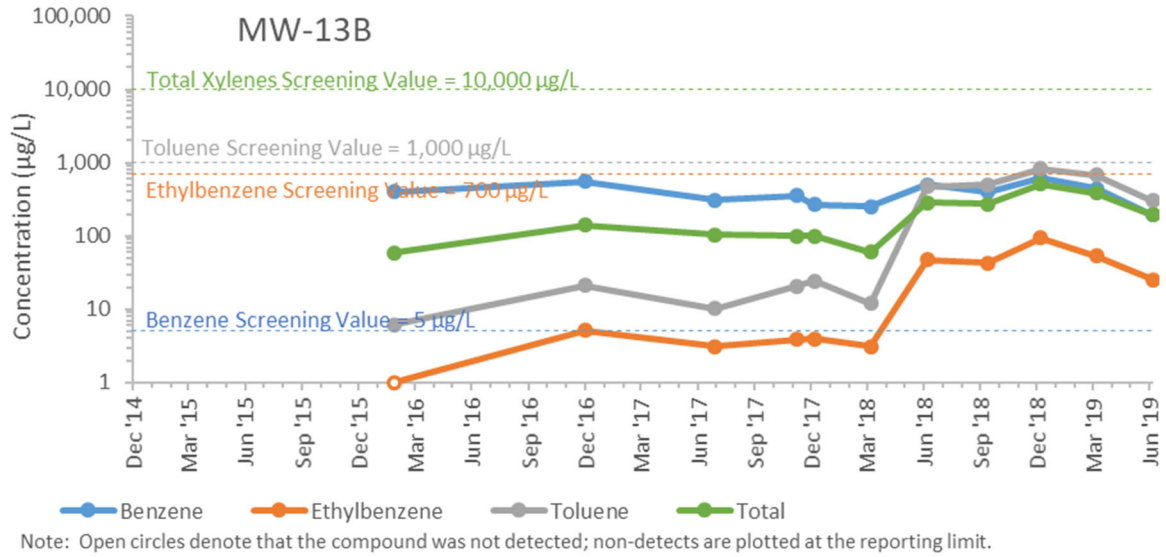
Attachment C – Groundwater Analytical Trends



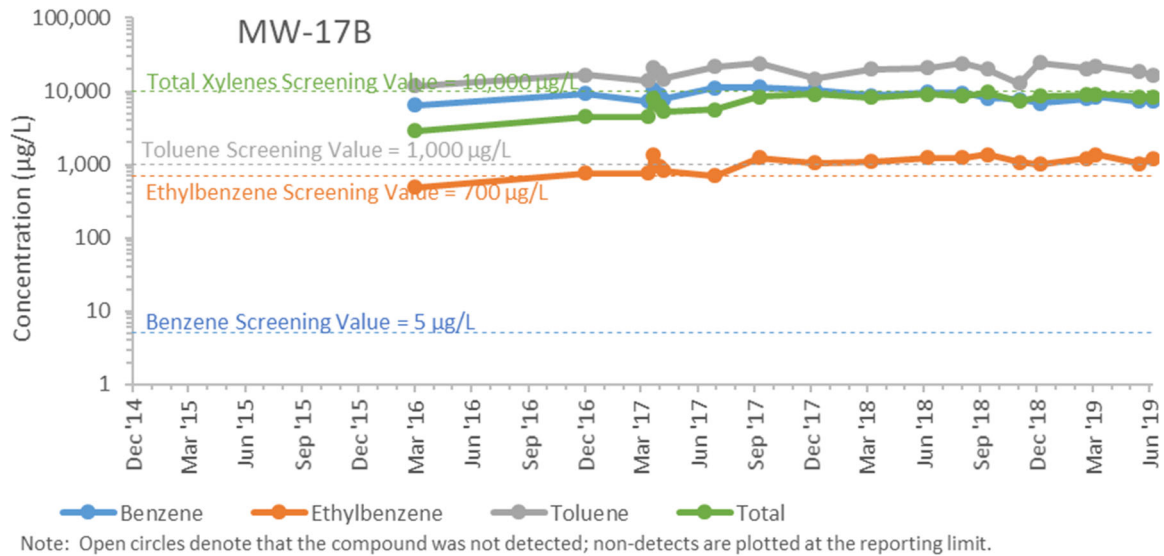
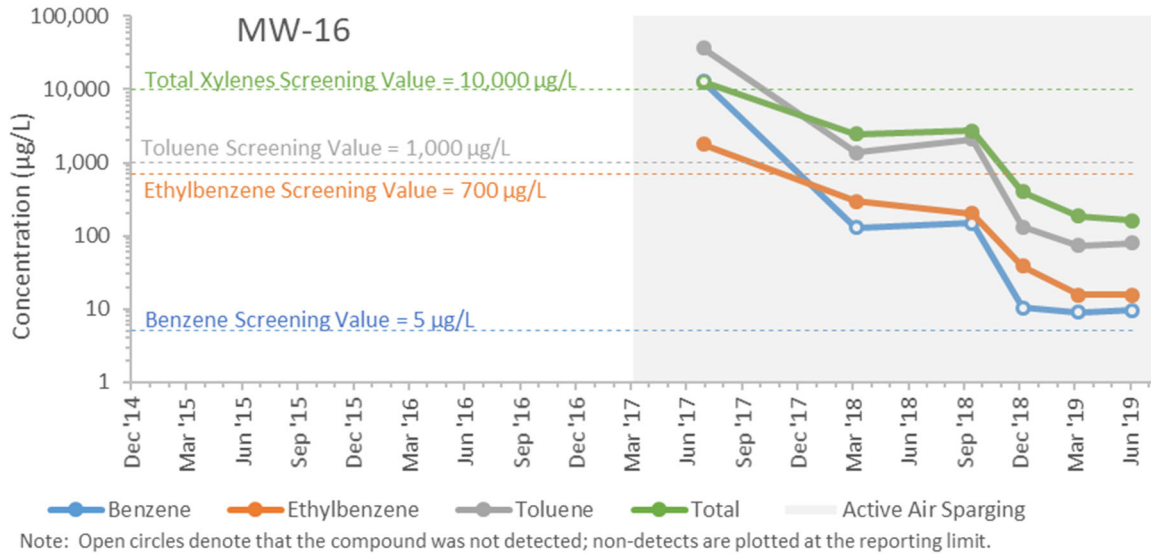
Attachment C – Groundwater Analytical Trends



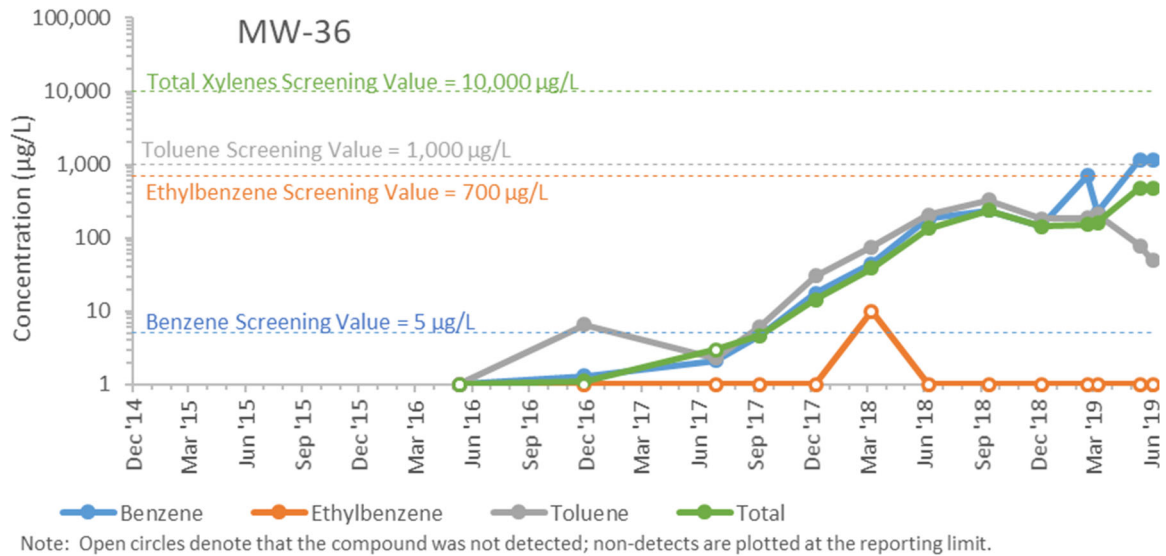
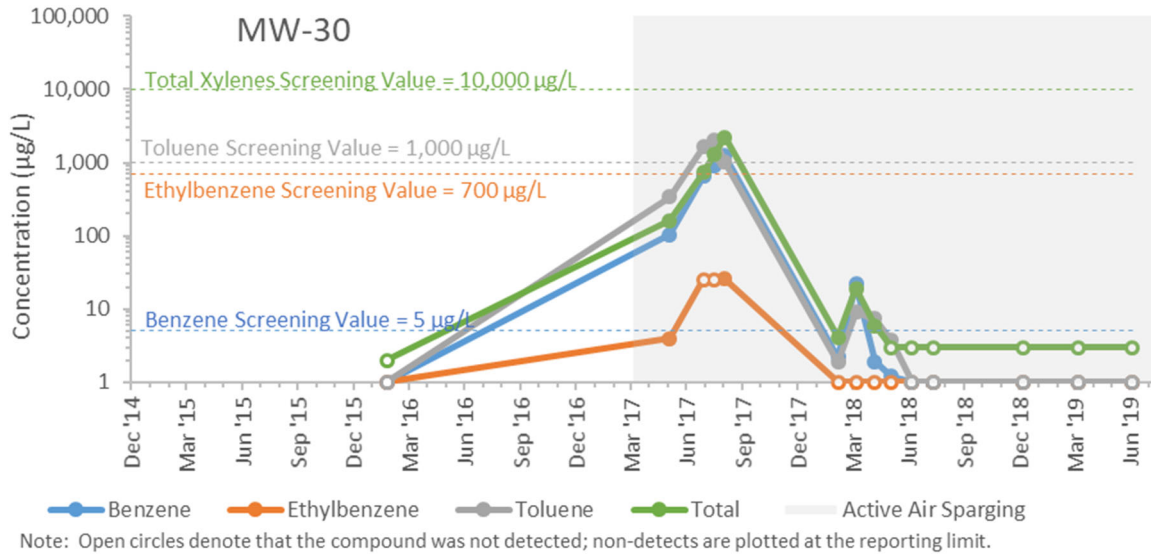
Attachment C – Groundwater Analytical Trends



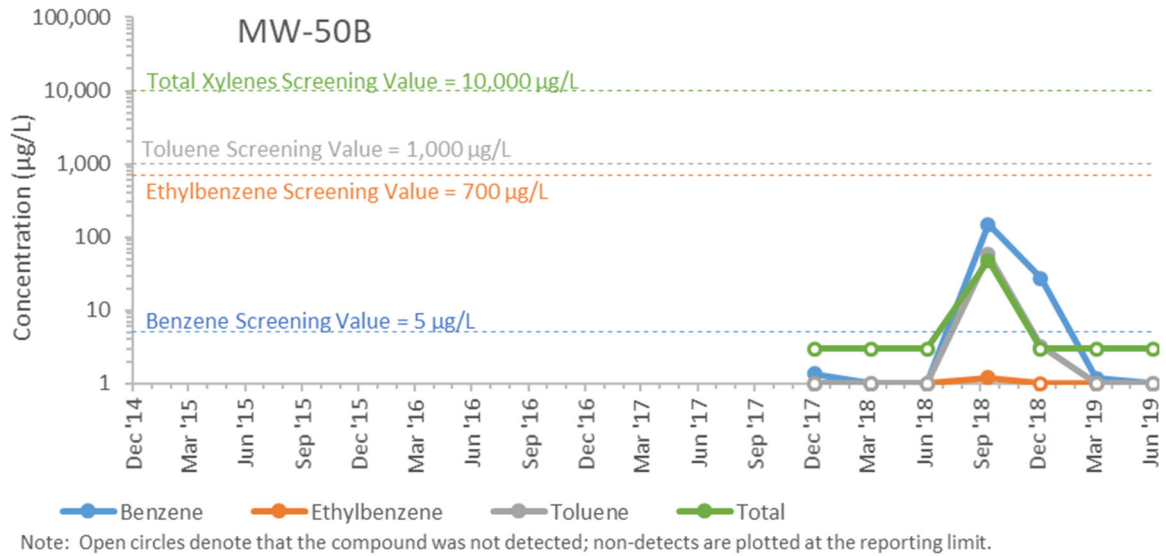
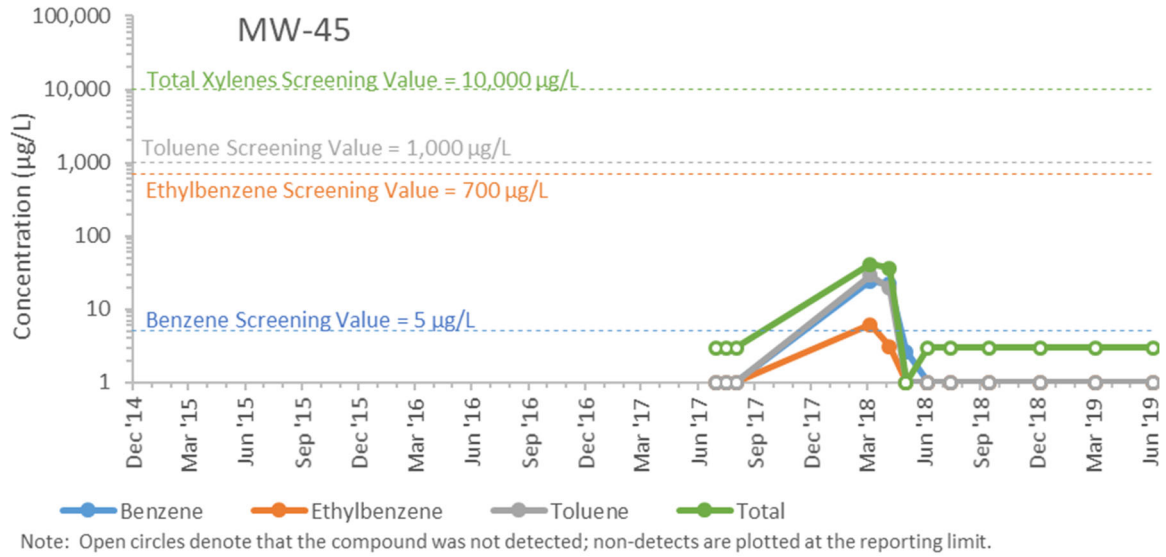
Attachment C – Groundwater Analytical Trends



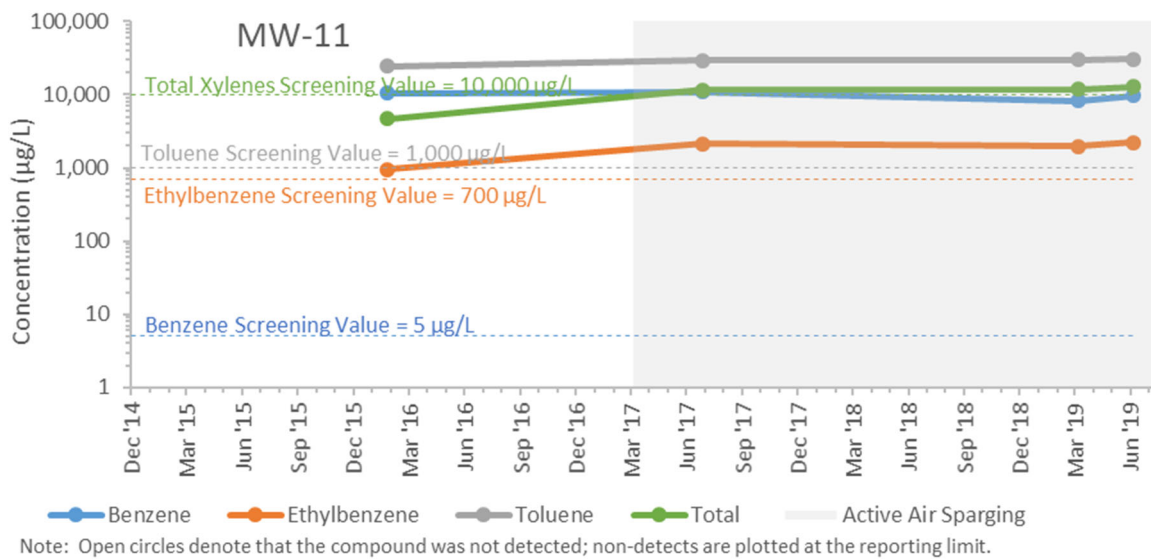
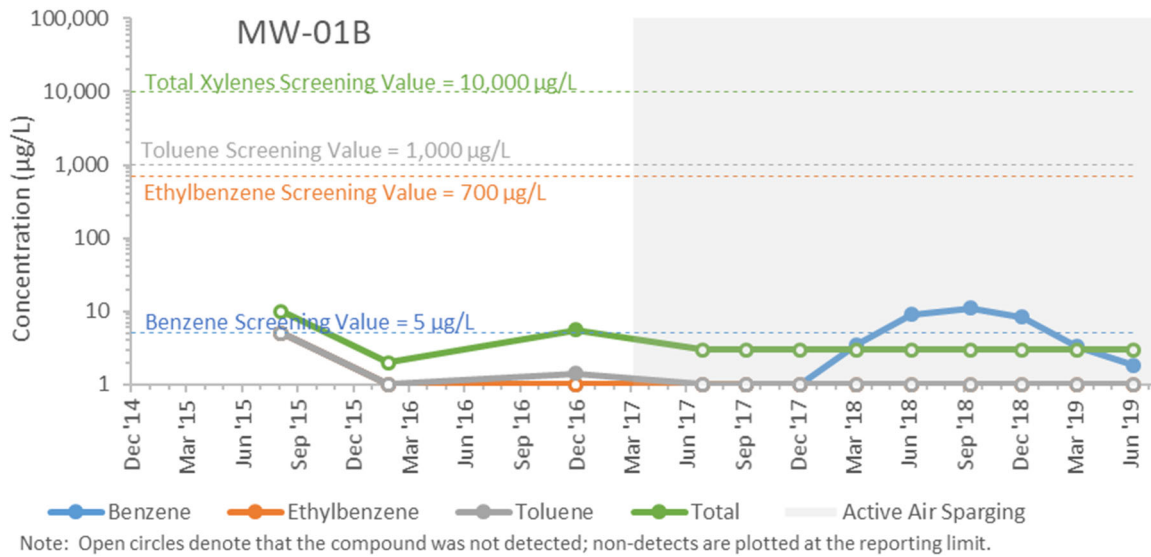
Attachment C – Groundwater Analytical Trends



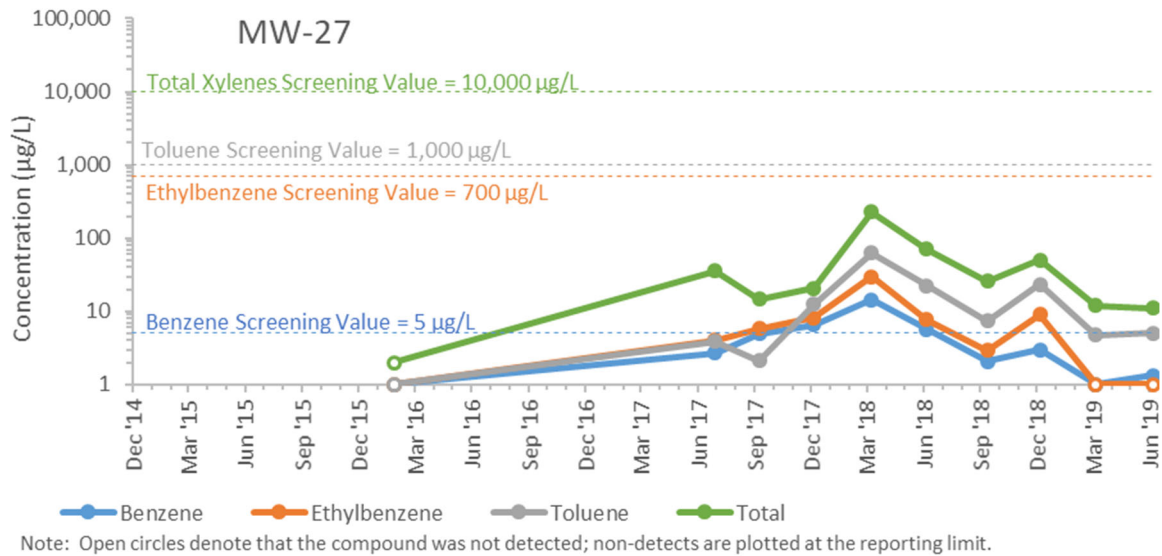
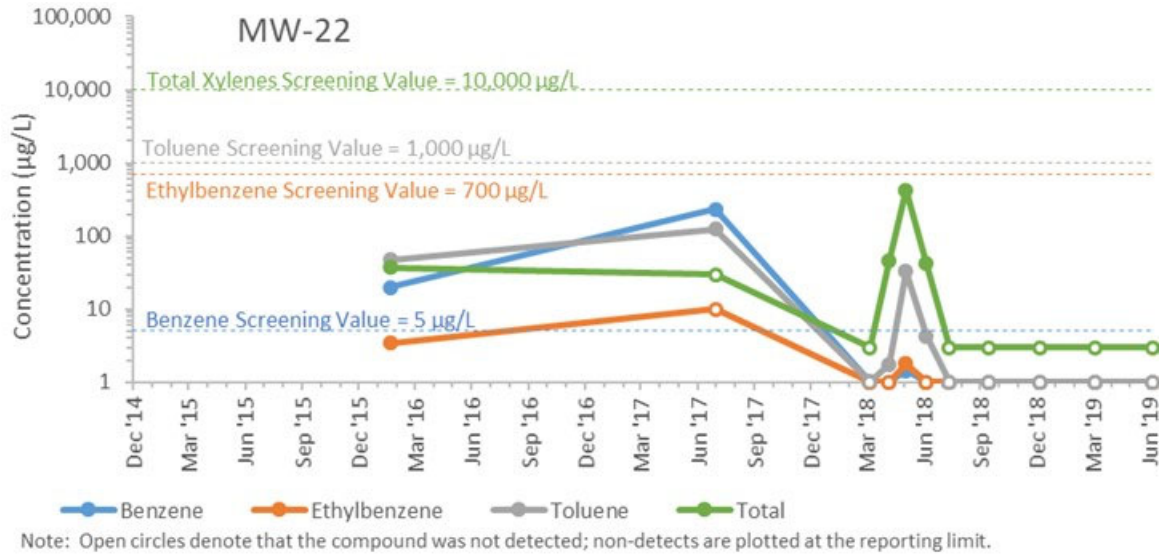
Attachment C – Groundwater Analytical Trends



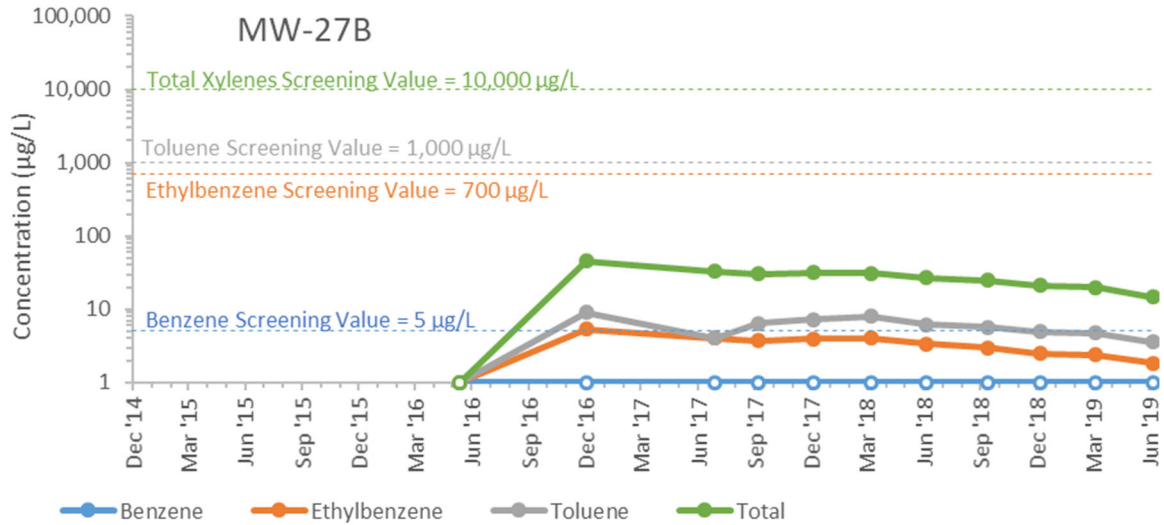
Shallow Bedrock Monitoring Well Trends



Attachment C – Groundwater Analytical Trends



Attachment C – Groundwater Analytical Trends



Attachment D
Analytical Laboratory Reports

April 18, 2019

Kinder Morgan- Atlanta, GA

Sample Delivery Group: L1087755
Samples Received: 04/10/2019
Project Number: D3161400.B.PN.GRN.GD
Description: Lewis Drive Groundwater

Report To: Bethany Garvey
6600 Peachtree Dunwoody Road
400 Embassy Row - Suite 600
Atlanta, GA 30328










Entire Report Reviewed By:



Chris McCord
Project Manager

Results relate only to the items tested or calibrated and are reported as rounded values. This test report shall not be reproduced, except in full, without written approval of the laboratory. Where applicable, sampling conducted by Pace National is performed per guidance provided in laboratory standard operating procedures: 060302, 060303, and 060304.



Cp: Cover Page	1	
Tc: Table of Contents	2	
Ss: Sample Summary	3	
Cn: Case Narrative	4	
Sr: Sample Results	5	
MW-55-040919 L1087755-01	5	
MW-56-040919 L1087755-02	6	
MW-57-040919 L1087755-03	7	
MW-57-D-040919 L1087755-04	8	
FB01-040919 L1087755-05	9	
TB01-040919 L1087755-07	10	
Qc: Quality Control Summary	11	
Volatile Organic Compounds (GC/MS) by Method 8260B	11	
Gl: Glossary of Terms	13	
Al: Accreditations & Locations	14	
Sc: Sample Chain of Custody	15	

SAMPLE SUMMARY



MW-55-040919 L1087755-01 GW

Collected by T. Hall Collected date/time 04/09/19 11:20 Received date/time 04/10/19 08:45

Method	Batch	Dilution	Preparation date/time	Analysis date/time	Analyst	Location
Volatile Organic Compounds (GC/MS) by Method 8260B	WG1264777	1	04/12/19 09:42	04/12/19 09:42	TJJ	Mt. Juliet, TN

1 Cp

2 Tc

3 Ss

4 Cn

5 Sr

6 Qc

7 Gl

8 Al

9 Sc

MW-56-040919 L1087755-02 GW

Collected by T. Hall Collected date/time 04/09/19 11:45 Received date/time 04/10/19 08:45

Method	Batch	Dilution	Preparation date/time	Analysis date/time	Analyst	Location
Volatile Organic Compounds (GC/MS) by Method 8260B	WG1264777	1	04/12/19 10:03	04/12/19 10:03	TJJ	Mt. Juliet, TN
Volatile Organic Compounds (GC/MS) by Method 8260B	WG1267143	5	04/16/19 20:07	04/16/19 20:07	ACG	Mt. Juliet, TN

MW-57-040919 L1087755-03 GW

Collected by T. Hall Collected date/time 04/09/19 12:00 Received date/time 04/10/19 08:45

Method	Batch	Dilution	Preparation date/time	Analysis date/time	Analyst	Location
Volatile Organic Compounds (GC/MS) by Method 8260B	WG1264777	1	04/12/19 10:24	04/12/19 10:24	TJJ	Mt. Juliet, TN
Volatile Organic Compounds (GC/MS) by Method 8260B	WG1267143	10	04/16/19 20:26	04/16/19 20:26	ACG	Mt. Juliet, TN

MW-57-D-040919 L1087755-04 GW

Collected by T. Hall Collected date/time 04/09/19 12:05 Received date/time 04/10/19 08:45

Method	Batch	Dilution	Preparation date/time	Analysis date/time	Analyst	Location
Volatile Organic Compounds (GC/MS) by Method 8260B	WG1264777	1	04/12/19 10:45	04/12/19 10:45	TJJ	Mt. Juliet, TN
Volatile Organic Compounds (GC/MS) by Method 8260B	WG1267143	10	04/16/19 20:45	04/16/19 20:45	ACG	Mt. Juliet, TN

FB01-040919 L1087755-05 GW

Collected by T. Hall Collected date/time 04/09/19 13:30 Received date/time 04/10/19 08:45

Method	Batch	Dilution	Preparation date/time	Analysis date/time	Analyst	Location
Volatile Organic Compounds (GC/MS) by Method 8260B	WG1264777	1	04/12/19 11:07	04/12/19 11:07	TJJ	Mt. Juliet, TN
Volatile Organic Compounds (GC/MS) by Method 8260B	WG1267143	1	04/16/19 21:04	04/16/19 21:04	ACG	Mt. Juliet, TN

TB01-040919 L1087755-07 GW

Collected by T. Hall Collected date/time 04/09/19 13:40 Received date/time 04/10/19 08:45

Method	Batch	Dilution	Preparation date/time	Analysis date/time	Analyst	Location
Volatile Organic Compounds (GC/MS) by Method 8260B	WG1264777	1	04/12/19 07:33	04/12/19 07:33	TJJ	Mt. Juliet, TN



All sample aliquots were received at the correct temperature, in the proper containers, with the appropriate preservatives, and within method specified holding times, unless qualified or notated within the report. Where applicable, all MDL (LOD) and RDL (LOQ) values reported for environmental samples have been corrected for the dilution factor used in the analysis. All Method and Batch Quality Control are within established criteria except where addressed in this case narrative, a non-conformance form or properly qualified within the sample results. By my digital signature below, I affirm to the best of my knowledge, all problems/anomalies observed by the laboratory as having the potential to affect the quality of the data have been identified by the laboratory, and no information or data have been knowingly withheld that would affect the quality of the data.

Chris McCord
Project Manager

- 1 Cp
- 2 Tc
- 3 Ss
- 4 Cn
- 5 Sr
- 6 Qc
- 7 Gl
- 8 Al
- 9 Sc



Volatile Organic Compounds (GC/MS) by Method 8260B

Analyte	Result	Qualifier	RDL	Dilution	Analysis date / time	Batch
Benzene	ND		1.00	1	04/12/2019 09:42	WG1264777
Toluene	ND		1.00	1	04/12/2019 09:42	WG1264777
Ethylbenzene	ND		1.00	1	04/12/2019 09:42	WG1264777
Total Xylenes	ND		3.00	1	04/12/2019 09:42	WG1264777
Methyl tert-butyl ether	ND		1.00	1	04/12/2019 09:42	WG1264777
Naphthalene	ND		5.00	1	04/12/2019 09:42	WG1264777
1,2-Dichloroethane	ND		1.00	1	04/12/2019 09:42	WG1264777
(S) Toluene-d8	99.8		80.0-120		04/12/2019 09:42	WG1264777
(S) 4-Bromofluorobenzene	92.9		77.0-126		04/12/2019 09:42	WG1264777
(S) 1,2-Dichloroethane-d4	87.6		70.0-130		04/12/2019 09:42	WG1264777

- 1 Cp
- 2 Tc
- 3 Ss
- 4 Cn
- 5 Sr
- 6 Qc
- 7 Gl
- 8 Al
- 9 Sc



Volatile Organic Compounds (GC/MS) by Method 8260B

Analyte	Result	Qualifier	RDL	Dilution	Analysis date / time	Batch
Benzene	209		5.00	5	04/16/2019 20:07	WG1267143
Toluene	2.57		1.00	1	04/12/2019 10:03	WG1264777
Ethylbenzene	ND		1.00	1	04/12/2019 10:03	WG1264777
Total Xylenes	93.9		3.00	1	04/12/2019 10:03	WG1264777
Methyl tert-butyl ether	79.9		1.00	1	04/12/2019 10:03	WG1264777
Naphthalene	ND		5.00	1	04/12/2019 10:03	WG1264777
1,2-Dichloroethane	ND		1.00	1	04/12/2019 10:03	WG1264777
(S) Toluene-d8	98.4		80.0-120		04/12/2019 10:03	WG1264777
(S) Toluene-d8	107		80.0-120		04/16/2019 20:07	WG1267143
(S) 4-Bromofluorobenzene	101		77.0-126		04/12/2019 10:03	WG1264777
(S) 4-Bromofluorobenzene	96.0		77.0-126		04/16/2019 20:07	WG1267143
(S) 1,2-Dichloroethane-d4	82.9		70.0-130		04/12/2019 10:03	WG1264777
(S) 1,2-Dichloroethane-d4	106		70.0-130		04/16/2019 20:07	WG1267143

- 1 Cp
- 2 Tc
- 3 Ss
- 4 Cn
- 5 Sr
- 6 Qc
- 7 Gl
- 8 Al
- 9 Sc



Volatile Organic Compounds (GC/MS) by Method 8260B

Analyte	Result	Qualifier	RDL	Dilution	Analysis date / time	Batch
Benzene	1340		10.0	10	04/16/2019 20:26	WG1267143
Toluene	42.0		1.00	1	04/12/2019 10:24	WG1264777
Ethylbenzene	2.81		1.00	1	04/12/2019 10:24	WG1264777
Total Xylenes	406		30.0	10	04/16/2019 20:26	WG1267143
Methyl tert-butyl ether	198		1.00	1	04/12/2019 10:24	WG1264777
Naphthalene	20.5		5.00	1	04/12/2019 10:24	WG1264777
1,2-Dichloroethane	ND		1.00	1	04/12/2019 10:24	WG1264777
(S) Toluene-d8	106		80.0-120		04/12/2019 10:24	WG1264777
(S) Toluene-d8	105		80.0-120		04/16/2019 20:26	WG1267143
(S) 4-Bromofluorobenzene	103		77.0-126		04/12/2019 10:24	WG1264777
(S) 4-Bromofluorobenzene	94.6		77.0-126		04/16/2019 20:26	WG1267143
(S) 1,2-Dichloroethane-d4	82.4		70.0-130		04/12/2019 10:24	WG1264777
(S) 1,2-Dichloroethane-d4	108		70.0-130		04/16/2019 20:26	WG1267143

- 1 Cp
- 2 Tc
- 3 Ss
- 4 Cn
- 5 Sr
- 6 Qc
- 7 Gl
- 8 Al
- 9 Sc



Volatile Organic Compounds (GC/MS) by Method 8260B

Analyte	Result	Qualifier	RDL	Dilution	Analysis date / time	Batch
Benzene	1320		10.0	10	04/16/2019 20:45	WG1267143
Toluene	40.0		1.00	1	04/12/2019 10:45	WG1264777
Ethylbenzene	1.90		1.00	1	04/12/2019 10:45	WG1264777
Total Xylenes	419		30.0	10	04/16/2019 20:45	WG1267143
Methyl tert-butyl ether	190		1.00	1	04/12/2019 10:45	WG1264777
Naphthalene	17.8		5.00	1	04/12/2019 10:45	WG1264777
1,2-Dichloroethane	ND		1.00	1	04/12/2019 10:45	WG1264777
(S) Toluene-d8	101		80.0-120		04/12/2019 10:45	WG1264777
(S) Toluene-d8	109		80.0-120		04/16/2019 20:45	WG1267143
(S) 4-Bromofluorobenzene	101		77.0-126		04/12/2019 10:45	WG1264777
(S) 4-Bromofluorobenzene	96.3		77.0-126		04/16/2019 20:45	WG1267143
(S) 1,2-Dichloroethane-d4	83.0		70.0-130		04/12/2019 10:45	WG1264777
(S) 1,2-Dichloroethane-d4	103		70.0-130		04/16/2019 20:45	WG1267143

- 1 Cp
- 2 Tc
- 3 Ss
- 4 Cn
- 5 Sr
- 6 Qc
- 7 Gl
- 8 Al
- 9 Sc



Volatile Organic Compounds (GC/MS) by Method 8260B

Analyte	Result	Qualifier	RDL	Dilution	Analysis date / time	Batch
Benzene	ND		1.00	1	04/16/2019 21:04	WG1267143
Toluene	ND		1.00	1	04/12/2019 11:07	WG1264777
Ethylbenzene	ND		1.00	1	04/12/2019 11:07	WG1264777
Total Xylenes	ND		3.00	1	04/16/2019 21:04	WG1267143
Methyl tert-butyl ether	ND		1.00	1	04/12/2019 11:07	WG1264777
Naphthalene	ND		5.00	1	04/12/2019 11:07	WG1264777
1,2-Dichloroethane	ND		1.00	1	04/12/2019 11:07	WG1264777
(S) Toluene-d8	103		80.0-120		04/12/2019 11:07	WG1264777
(S) Toluene-d8	106		80.0-120		04/16/2019 21:04	WG1267143
(S) 4-Bromofluorobenzene	97.4		77.0-126		04/12/2019 11:07	WG1264777
(S) 4-Bromofluorobenzene	95.3		77.0-126		04/16/2019 21:04	WG1267143
(S) 1,2-Dichloroethane-d4	90.2		70.0-130		04/12/2019 11:07	WG1264777
(S) 1,2-Dichloroethane-d4	107		70.0-130		04/16/2019 21:04	WG1267143

- 1 Cp
- 2 Tc
- 3 Ss
- 4 Cn
- 5 Sr
- 6 Qc
- 7 Gl
- 8 Al
- 9 Sc



Volatile Organic Compounds (GC/MS) by Method 8260B

Analyte	Result	Qualifier	RDL	Dilution	Analysis date / time	Batch
Benzene	ND		1.00	1	04/12/2019 07:33	WG1264777
Toluene	ND		1.00	1	04/12/2019 07:33	WG1264777
Ethylbenzene	ND		1.00	1	04/12/2019 07:33	WG1264777
Total Xylenes	ND		3.00	1	04/12/2019 07:33	WG1264777
Methyl tert-butyl ether	ND		1.00	1	04/12/2019 07:33	WG1264777
Naphthalene	ND		5.00	1	04/12/2019 07:33	WG1264777
1,2-Dichloroethane	ND		1.00	1	04/12/2019 07:33	WG1264777
(S) Toluene-d8	97.0		80.0-120		04/12/2019 07:33	WG1264777
(S) 4-Bromofluorobenzene	95.7		77.0-126		04/12/2019 07:33	WG1264777
(S) 1,2-Dichloroethane-d4	97.6		70.0-130		04/12/2019 07:33	WG1264777

1 Cp

2 Tc

3 Ss

4 Cn

5 Sr

6 Qc

7 Gl

8 Al

9 Sc



Method Blank (MB)

(MB) R3402309-3 04/12/19 06:51

Analyte	MB Result	MB Qualifier	MB MDL	MB RDL
	ug/l		ug/l	ug/l
Benzene	U		0.331	1.00
1,2-Dichloroethane	U		0.361	1.00
Ethylbenzene	U		0.384	1.00
Methyl tert-butyl ether	U		0.367	1.00
Naphthalene	U		1.00	5.00
Toluene	U		0.412	1.00
Xylenes, Total	U		1.06	3.00
(S) Toluene-d8	102			80.0-120
(S) 4-Bromofluorobenzene	95.3			77.0-126
(S) 1,2-Dichloroethane-d4	94.6			70.0-130

1 Cp

2 Tc

3 Ss

4 Cn

5 Sr

6 Qc

Laboratory Control Sample (LCS)

(LCS) R3402309-1 04/12/19 05:46

Analyte	Spike Amount	LCS Result	LCS Rec.	Rec. Limits	LCS Qualifier
	ug/l	ug/l	%	%	
Benzene	25.0	26.1	104	70.0-130	
1,2-Dichloroethane	25.0	22.5	89.9	70.0-130	
Ethylbenzene	25.0	26.1	104	70.0-130	
Methyl tert-butyl ether	25.0	22.7	90.9	70.0-130	
Naphthalene	25.0	24.3	97.1	70.0-130	
Toluene	25.0	25.6	102	70.0-130	
Xylenes, Total	75.0	80.0	107	70.0-130	
(S) Toluene-d8			86.5	80.0-120	
(S) 4-Bromofluorobenzene			91.9	77.0-126	
(S) 1,2-Dichloroethane-d4			93.1	70.0-130	

7 Gl

8 Al

9 Sc



Method Blank (MB)

(MB) R3402528-3 04/16/19 19:07

Analyte	MB Result	MB Qualifier	MB MDL	MB RDL
Benzene	U		0.331	1.00
Xylenes, Total	U		1.06	3.00
(S) Toluene-d8	108			80.0-120
(S) 4-Bromofluorobenzene	91.8			77.0-126
(S) 1,2-Dichloroethane-d4	95.1			70.0-130

Laboratory Control Sample (LCS) • Laboratory Control Sample Duplicate (LCSD)

(LCS) R3402528-1 04/16/19 17:52 • (LCSD) R3402528-2 04/16/19 18:10

Analyte	Spike Amount	LCS Result	LCSD Result	LCS Rec.	LCSD Rec.	Rec. Limits	LCS Qualifier	LCSD Qualifier	RPD	RPD Limits
Benzene	25.0	24.2	24.4	96.7	97.7	70.0-130			1.03	20
Xylenes, Total	75.0	71.7	72.4	95.6	96.5	70.0-130			0.972	20
(S) Toluene-d8				106	106	80.0-120				
(S) 4-Bromofluorobenzene				94.7	95.2	77.0-126				
(S) 1,2-Dichloroethane-d4				113	108	70.0-130				

¹ Cp

² Tc

³ Ss

⁴ Cn

⁵ Sr

⁶ Qc

⁷ Gl

⁸ Al

⁹ Sc



Guide to Reading and Understanding Your Laboratory Report

The information below is designed to better explain the various terms used in your report of analytical results from the Laboratory. This is not intended as a comprehensive explanation, and if you have additional questions please contact your project representative.

Abbreviations and Definitions

MDL	Method Detection Limit.
ND	Not detected at the Reporting Limit (or MDL where applicable).
RDL	Reported Detection Limit.
Rec.	Recovery.
RPD	Relative Percent Difference.
SDG	Sample Delivery Group.
(S)	Surrogate (Surrogate Standard) - Analytes added to every blank, sample, Laboratory Control Sample/Duplicate and Matrix Spike/Duplicate; used to evaluate analytical efficiency by measuring recovery. Surrogates are not expected to be detected in all environmental media.
U	Not detected at the Reporting Limit (or MDL where applicable).
Analyte	The name of the particular compound or analysis performed. Some Analyses and Methods will have multiple analytes reported.
Dilution	If the sample matrix contains an interfering material, the sample preparation volume or weight values differ from the standard, or if concentrations of analytes in the sample are higher than the highest limit of concentration that the laboratory can accurately report, the sample may be diluted for analysis. If a value different than 1 is used in this field, the result reported has already been corrected for this factor.
Limits	These are the target % recovery ranges or % difference value that the laboratory has historically determined as normal for the method and analyte being reported. Successful QC Sample analysis will target all analytes recovered or duplicated within these ranges.
Qualifier	This column provides a letter and/or number designation that corresponds to additional information concerning the result reported. If a Qualifier is present, a definition per Qualifier is provided within the Glossary and Definitions page and potentially a discussion of possible implications of the Qualifier in the Case Narrative if applicable.
Result	The actual analytical final result (corrected for any sample specific characteristics) reported for your sample. If there was no measurable result returned for a specific analyte, the result in this column may state "ND" (Not Detected) or "BDL" (Below Detectable Levels). The information in the results column should always be accompanied by either an MDL (Method Detection Limit) or RDL (Reporting Detection Limit) that defines the lowest value that the laboratory could detect or report for this analyte.
Uncertainty (Radiochemistry)	Confidence level of 2 sigma.
Case Narrative (Cn)	A brief discussion about the included sample results, including a discussion of any non-conformances to protocol observed either at sample receipt by the laboratory from the field or during the analytical process. If present, there will be a section in the Case Narrative to discuss the meaning of any data qualifiers used in the report.
Quality Control Summary (Qc)	This section of the report includes the results of the laboratory quality control analyses required by procedure or analytical methods to assist in evaluating the validity of the results reported for your samples. These analyses are not being performed on your samples typically, but on laboratory generated material.
Sample Chain of Custody (Sc)	This is the document created in the field when your samples were initially collected. This is used to verify the time and date of collection, the person collecting the samples, and the analyses that the laboratory is requested to perform. This chain of custody also documents all persons (excluding commercial shippers) that have had control or possession of the samples from the time of collection until delivery to the laboratory for analysis.
Sample Results (Sr)	This section of your report will provide the results of all testing performed on your samples. These results are provided by sample ID and are separated by the analyses performed on each sample. The header line of each analysis section for each sample will provide the name and method number for the analysis reported.
Sample Summary (Ss)	This section of the Analytical Report defines the specific analyses performed for each sample ID, including the dates and times of preparation and/or analysis.

Qualifier Description

The remainder of this page intentionally left blank, there are no qualifiers applied to this SDG.

1 Cp

2 Tc

3 Ss

4 Cn

5 Sr

6 Qc

7 Gl

8 Al

9 Sc



Pace National is the only environmental laboratory accredited/certified to support your work nationwide from one location. One phone call, one point of contact, one laboratory. No other lab is as accessible or prepared to handle your needs throughout the country. Our capacity and capability from our single location laboratory is comparable to the collective totals of the network laboratories in our industry. The most significant benefit to our one location design is the design of our laboratory campus. The model is conducive to accelerated productivity, decreasing turn-around time, and preventing cross contamination, thus protecting sample integrity. Our focus on premium quality and prompt service allows us to be YOUR LAB OF CHOICE.

* Not all certifications held by the laboratory are applicable to the results reported in the attached report.
 * Accreditation is only applicable to the test methods specified on each scope of accreditation held by Pace National.

State Accreditations

Alabama	40660	Nebraska	NE-OS-15-05
Alaska	17-026	Nevada	TN-03-2002-34
Arizona	AZ0612	New Hampshire	2975
Arkansas	88-0469	New Jersey-NELAP	TN002
California	2932	New Mexico ¹	n/a
Colorado	TN00003	New York	11742
Connecticut	PH-0197	North Carolina	Env375
Florida	E87487	North Carolina ¹	DW21704
Georgia	NELAP	North Carolina ³	41
Georgia ¹	923	North Dakota	R-140
Idaho	TN00003	Ohio-VAP	CL0069
Illinois	200008	Oklahoma	9915
Indiana	C-TN-01	Oregon	TN200002
Iowa	364	Pennsylvania	68-02979
Kansas	E-10277	Rhode Island	LA000356
Kentucky ^{1,6}	90010	South Carolina	84004
Kentucky ²	16	South Dakota	n/a
Louisiana	AI30792	Tennessee ^{1,4}	2006
Louisiana ¹	LA180010	Texas	T104704245-18-15
Maine	TN0002	Texas ⁵	LAB0152
Maryland	324	Utah	TN00003
Massachusetts	M-TN003	Vermont	VT2006
Michigan	9958	Virginia	460132
Minnesota	047-999-395	Washington	C847
Mississippi	TN00003	West Virginia	233
Missouri	340	Wisconsin	9980939910
Montana	CERT0086	Wyoming	A2LA

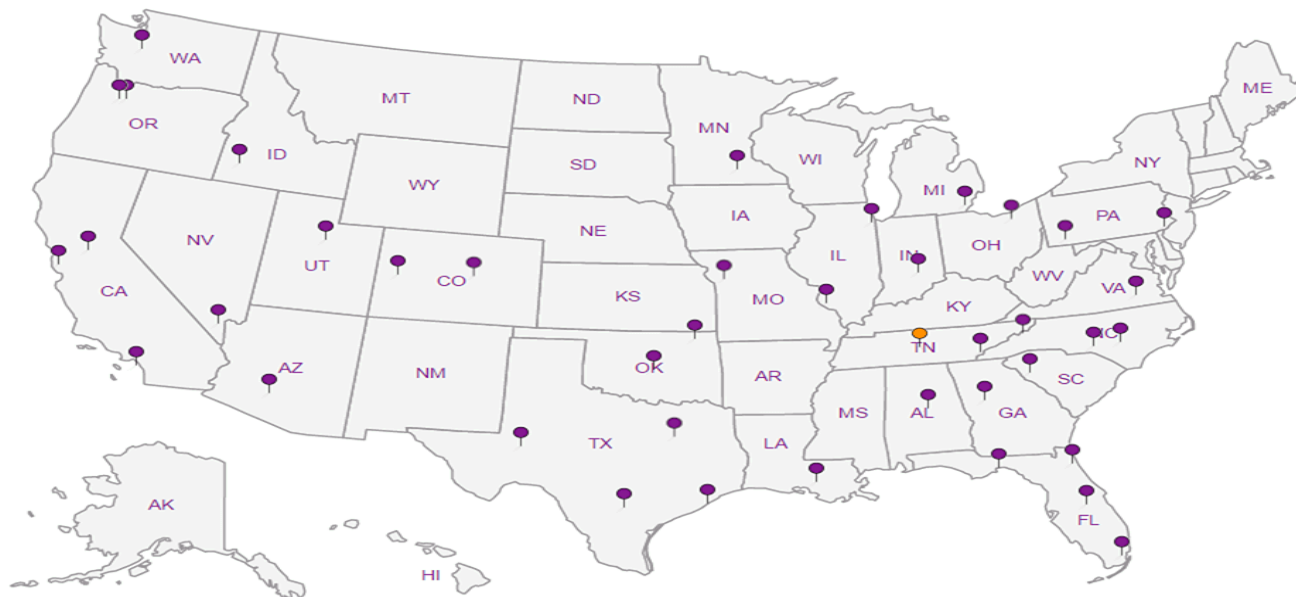
Third Party Federal Accreditations

A2LA – ISO 17025	1461.01	AIHA-LAP,LLC EMLAP	100789
A2LA – ISO 17025 ⁵	1461.02	DOD	1461.01
Canada	1461.01	USDA	P330-15-00234
EPA-Crypto	TN00003		

¹ Drinking Water ² Underground Storage Tanks ³ Aquatic Toxicity ⁴ Chemical/Microbiological ⁵ Mold ⁶ Wastewater n/a Accreditation not applicable

Our Locations

Pace National has sixty-four client support centers that provide sample pickup and/or the delivery of sampling supplies. If you would like assistance from one of our support offices, please contact our main office. Pace National performs all testing at our central laboratory.



1 Cp

2 Tc

3 Ss

4 Cn

5 Sr

6 Qc

7 Gl

8 Al

9 Sc

Kinder Morgan- Atlanta, GA

6600 Peachtree Dunwoody Road
400 Embassy Row - Suite 600
Atlanta GA 30328

Report to:
Bethany Garvey

Billing Information:

Accounts Payable
1000 Windward Concourse
Ste 450
Alpharetta, GA 30005

Email To: bethany.garvey@jacobs.com;
tom.wiley@jacobs.com

Pres
Chk

Analysis / Container / Preservative

Chain of Custody Page 1 of 2



12065 Lebanon Rd
Mount Juliet, TN 37122
Phone: 615-758-5858
Phone: 800-767-5859
Fax: 615-758-5859



L# 1087755
A248

Acctnum: KINCH2MGA
Template: T148391
Prelogin: P701342
TSR: 526 - Chris McCord
PB: 3/28/19mc

Shipped Via: FedEX Standard

Project
Description: Lewis Drive Groundwater

Phone: 770-604-9182

Client Project #
03161400.8.PN.GEN.
LOCMR.GW

City/State
Collected: BELTON, SC

Lab Project #
KINCH2MGA-LEWIS12

Fax:

Collected by (print):
T. HALL

Site/Facility ID #

P.O. #

Collected by (signature):
[Signature]

Rush? (Lab MUST Be Notified)

Same Day Five Day
Next Day 5 Day (Rad Only)
Two Day 10 Day (Rad Only)
Three Day

Quote #

Date Results Needed

STANDARD

No.
of
Cntrs

V8260BTEXMNSC 40ml/Amb-HCl

V8260BTEXMNSC-TB 40ml/Amb-HCl-Bik

Sample ID	Comp/Grab	Matrix *	Depth	Date	Time	No. of Cntrs													
MW-55-040919	G	GW	20.0	04/09/19	1120	3	X												
MW-56-040919	G	GW	11.0		1145	3	X												
MW-57-040919	G	GW	8.00		1200	3	X												
MW-57-D-040919	G	GW	8.00		1205	3	X												
FB01-040919	G	GW	-		1330	3	X												
TB01-040919	G	GW	-		1340	3	X												
		GW				3	X												
		GW				1	X												

Remarks	Sample # (lab only)
	-01
	-02
	-03
DUP	-04
	-05
	-06

* Matrix:
SS - Soil AIR - Air F - Filter
GW - Groundwater B - Bioassay
WW - WasteWater
DW - Drinking Water
OT - Other

Remarks:

Samples returned via:
 UPS FedEx Courier

Tracking # 4876 1085 8258

pH _____ Temp _____
Flow _____ Other _____

Sample Receipt Checklist
COC Seal Present/Intact: NP N
COC Signed/Accurate: N
Bottles arrive intact: N
Correct bottles used: N
Sufficient volume sent: N
If Applicable
VOA Zero Headspace: N
Preservation Correct/Checked: N
RAD SCREEN: <0.5 mR/hr

Relinquished by: (Signature)
[Signature]

Date: 04-09-19
Time: 1500

Received by: (Signature)

Trip Blank Received: Yes / No
 HCl / MeOH
 TBR

Relinquished by: (Signature)

Date: _____
Time: _____

Received by: (Signature)

Temp: 20.1 °C
Bottles Received: 18

If preservation required by Login: Date/Time

Relinquished by: (Signature)

Date: _____
Time: _____

Received for lab by: (Signature)
[Signature]

Date: 4-10-19
Time: 8:45

Hold: _____
Condition: NCF / OK

Kinder Morgan- Atlanta, GA


Sample Delivery Group: L1099507
Samples Received: 05/16/2019
Project Number: D3161400
Description: Lewis Drive Groundwater
Site: LEWIS DRIVE
Report To: Bethany Garvey
6600 Peachtree Dunwoody Road
400 Embassy Row - Suite 600
Atlanta, GA 30328

Entire Report Reviewed By:



Chris McCord
Project Manager

Results relate only to the items tested or calibrated and are reported as rounded values. This test report shall not be reproduced, except in full, without written approval of the laboratory. Where applicable, sampling conducted by Pace National is performed per guidance provided in laboratory standard operating procedures: 060302, 060303, and 060304.





Cp: Cover Page	1	
Tc: Table of Contents	2	1 Cp
Ss: Sample Summary	3	2 Tc
Cn: Case Narrative	7	
Sr: Sample Results	8	3 Ss
MW-17B-051419 L1099507-01	8	
MW-46-051419 L1099507-02	9	4 Cn
MW-23-051419 L1099507-03	10	5 Sr
MW-23-D-051419 L1099507-04	11	
MW-40-051419 L1099507-05	12	6 Qc
MW-54-051519 L1099507-06	13	
MW-53-051519 L1099507-07	14	7 Gl
MW-07-051519 L1099507-08	15	
MW-55-051519 L1099507-09	16	8 Al
MW-36-051519 L1099507-10	17	
MW-36-D-051519 L1099507-11	18	9 Sc
MW-20-051519 L1099507-12	19	
MW-56-051519 L1099507-13	20	
MW-57-051519 L1099507-14	21	
MW-57-D-051519 L1099507-15	22	
MW-26-051519 L1099507-16	23	
MW-51-051519 L1099507-17	24	
MW-52-051519 L1099507-18	25	
MW-15B-051519 L1099507-19	26	
MW-39-051519 L1099507-20	27	
MW-34-051519 L1099507-21	28	
MW-41-051519 L1099507-22	29	
MW-41-D-051519 L1099507-23	30	
MW-37-051519 L1099507-24	31	
MW-38-051519 L1099507-25	32	
TB01-051519 L1099507-26	33	
FB02-051519 L1099507-27	34	
FB01-051419 L1099507-28	35	
Qc: Quality Control Summary	36	
Volatile Organic Compounds (GC/MS) by Method 8260B	36	
Gl: Glossary of Terms	42	
Al: Accreditations & Locations	43	
Sc: Sample Chain of Custody	44	

SAMPLE SUMMARY



MW-17B-051419 L1099507-01 GW

Collected by Tyler L. Hall
 Collected date/time 05/14/19 10:15
 Received date/time 05/16/19 08:45

Method	Batch	Dilution	Preparation date/time	Analysis date/time	Analyst	Location
Volatile Organic Compounds (GC/MS) by Method 8260B	WG1285663	25	05/23/19 22:36	05/23/19 22:36	JAH	Mt. Juliet, TN
Volatile Organic Compounds (GC/MS) by Method 8260B	WG1286176	250	05/24/19 18:09	05/24/19 18:09	BMB	Mt. Juliet, TN

1 Cp

2 Tc

3 Ss

MW-46-051419 L1099507-02 GW

Collected by Tyler L. Hall
 Collected date/time 05/14/19 11:25
 Received date/time 05/16/19 08:45

Method	Batch	Dilution	Preparation date/time	Analysis date/time	Analyst	Location
Volatile Organic Compounds (GC/MS) by Method 8260B	WG1283097	1	05/17/19 22:49	05/17/19 22:49	JHH	Mt. Juliet, TN
Volatile Organic Compounds (GC/MS) by Method 8260B	WG1285663	25	05/23/19 22:57	05/23/19 22:57	JAH	Mt. Juliet, TN

4 Cn

5 Sr

6 Qc

MW-23-051419 L1099507-03 GW

Collected by Tyler L. Hall
 Collected date/time 05/14/19 12:30
 Received date/time 05/16/19 08:45

Method	Batch	Dilution	Preparation date/time	Analysis date/time	Analyst	Location
Volatile Organic Compounds (GC/MS) by Method 8260B	WG1283097	1	05/17/19 23:09	05/17/19 23:09	JHH	Mt. Juliet, TN
Volatile Organic Compounds (GC/MS) by Method 8260B	WG1285663	10	05/23/19 23:17	05/23/19 23:17	JAH	Mt. Juliet, TN

7 Gl

8 Al

9 Sc

MW-23-D-051419 L1099507-04 GW

Collected by Tyler L. Hall
 Collected date/time 05/14/19 12:35
 Received date/time 05/16/19 08:45

Method	Batch	Dilution	Preparation date/time	Analysis date/time	Analyst	Location
Volatile Organic Compounds (GC/MS) by Method 8260B	WG1283097	1	05/17/19 23:29	05/17/19 23:29	JHH	Mt. Juliet, TN
Volatile Organic Compounds (GC/MS) by Method 8260B	WG1285663	10	05/23/19 23:37	05/23/19 23:37	JAH	Mt. Juliet, TN

MW-40-051419 L1099507-05 GW

Collected by Tyler L. Hall
 Collected date/time 05/14/19 16:00
 Received date/time 05/16/19 08:45

Method	Batch	Dilution	Preparation date/time	Analysis date/time	Analyst	Location
Volatile Organic Compounds (GC/MS) by Method 8260B	WG1283097	1	05/17/19 23:49	05/17/19 23:49	JHH	Mt. Juliet, TN
Volatile Organic Compounds (GC/MS) by Method 8260B	WG1286176	1	05/24/19 18:29	05/24/19 18:29	BMB	Mt. Juliet, TN

MW-54-051519 L1099507-06 GW

Collected by Tyler L. Hall
 Collected date/time 05/15/19 09:20
 Received date/time 05/16/19 08:45

Method	Batch	Dilution	Preparation date/time	Analysis date/time	Analyst	Location
Volatile Organic Compounds (GC/MS) by Method 8260B	WG1283097	1	05/18/19 00:09	05/18/19 00:09	JHH	Mt. Juliet, TN

MW-53-051519 L1099507-07 GW

Collected by Tyler L. Hall
 Collected date/time 05/15/19 09:30
 Received date/time 05/16/19 08:45

Method	Batch	Dilution	Preparation date/time	Analysis date/time	Analyst	Location
Volatile Organic Compounds (GC/MS) by Method 8260B	WG1283097	1	05/18/19 00:29	05/18/19 00:29	JHH	Mt. Juliet, TN

SAMPLE SUMMARY



MW-07-051519 L1099507-08 GW

Collected by Tyler L. Hall
 Collected date/time 05/15/19 09:45
 Received date/time 05/16/19 08:45

Method	Batch	Dilution	Preparation date/time	Analysis date/time	Analyst	Location
Volatile Organic Compounds (GC/MS) by Method 8260B	WG1283097	1	05/18/19 00:49	05/18/19 00:49	JHH	Mt. Juliet, TN
Volatile Organic Compounds (GC/MS) by Method 8260B	WG1285663	50	05/24/19 00:18	05/24/19 00:18	JAH	Mt. Juliet, TN

1 Cp

2 Tc

3 Ss

4 Cn

5 Sr

6 Qc

7 Gl

8 Al

9 Sc

MW-55-051519 L1099507-09 GW

Collected by Tyler L. Hall
 Collected date/time 05/15/19 10:10
 Received date/time 05/16/19 08:45

Method	Batch	Dilution	Preparation date/time	Analysis date/time	Analyst	Location
Volatile Organic Compounds (GC/MS) by Method 8260B	WG1283097	1	05/18/19 01:10	05/18/19 01:10	JHH	Mt. Juliet, TN
Volatile Organic Compounds (GC/MS) by Method 8260B	WG1285663	1	05/24/19 00:39	05/24/19 00:39	JAH	Mt. Juliet, TN

MW-36-051519 L1099507-10 GW

Collected by Tyler L. Hall
 Collected date/time 05/15/19 10:20
 Received date/time 05/16/19 08:45

Method	Batch	Dilution	Preparation date/time	Analysis date/time	Analyst	Location
Volatile Organic Compounds (GC/MS) by Method 8260B	WG1283097	5	05/18/19 04:31	05/18/19 04:31	JHH	Mt. Juliet, TN
Volatile Organic Compounds (GC/MS) by Method 8260B	WG1286827	20	05/26/19 13:29	05/26/19 13:29	JAH	Mt. Juliet, TN
Volatile Organic Compounds (GC/MS) by Method 8260B	WG1286827	5	05/26/19 10:50	05/26/19 10:50	JAH	Mt. Juliet, TN

MW-36-D-051519 L1099507-11 GW

Collected by Tyler L. Hall
 Collected date/time 05/15/19 10:25
 Received date/time 05/16/19 08:45

Method	Batch	Dilution	Preparation date/time	Analysis date/time	Analyst	Location
Volatile Organic Compounds (GC/MS) by Method 8260B	WG1283097	1	05/18/19 01:30	05/18/19 01:30	JHH	Mt. Juliet, TN
Volatile Organic Compounds (GC/MS) by Method 8260B	WG1285663	25	05/24/19 01:19	05/24/19 01:19	JAH	Mt. Juliet, TN

MW-20-051519 L1099507-12 GW

Collected by Tyler L. Hall
 Collected date/time 05/15/19 11:05
 Received date/time 05/16/19 08:45

Method	Batch	Dilution	Preparation date/time	Analysis date/time	Analyst	Location
Volatile Organic Compounds (GC/MS) by Method 8260B	WG1283097	100	05/18/19 04:51	05/18/19 04:51	JHH	Mt. Juliet, TN

MW-56-051519 L1099507-13 GW

Collected by Tyler L. Hall
 Collected date/time 05/15/19 11:20
 Received date/time 05/16/19 08:45

Method	Batch	Dilution	Preparation date/time	Analysis date/time	Analyst	Location
Volatile Organic Compounds (GC/MS) by Method 8260B	WG1283097	1	05/18/19 01:50	05/18/19 01:50	JHH	Mt. Juliet, TN
Volatile Organic Compounds (GC/MS) by Method 8260B	WG1285663	10	05/24/19 01:40	05/24/19 01:40	JAH	Mt. Juliet, TN

MW-57-051519 L1099507-14 GW

Collected by Tyler L. Hall
 Collected date/time 05/15/19 11:25
 Received date/time 05/16/19 08:45

Method	Batch	Dilution	Preparation date/time	Analysis date/time	Analyst	Location
Volatile Organic Compounds (GC/MS) by Method 8260B	WG1283097	1	05/18/19 02:10	05/18/19 02:10	JHH	Mt. Juliet, TN
Volatile Organic Compounds (GC/MS) by Method 8260B	WG1285663	10	05/24/19 02:00	05/24/19 02:00	JAH	Mt. Juliet, TN

SAMPLE SUMMARY



MW-57-D-051519 L1099507-15 GW

Collected by Tyler L. Hall
 Collected date/time 05/15/19 11:30
 Received date/time 05/16/19 08:45

Method	Batch	Dilution	Preparation date/time	Analysis date/time	Analyst	Location
Volatile Organic Compounds (GC/MS) by Method 8260B	WG1283097	1	05/18/19 02:30	05/18/19 02:30	JHH	Mt. Juliet, TN
Volatile Organic Compounds (GC/MS) by Method 8260B	WG1285663	25	05/24/19 02:20	05/24/19 02:20	JAH	Mt. Juliet, TN

1 Cp

2 Tc

3 Ss

MW-26-051519 L1099507-16 GW

Collected by Tyler L. Hall
 Collected date/time 05/15/19 11:40
 Received date/time 05/16/19 08:45

Method	Batch	Dilution	Preparation date/time	Analysis date/time	Analyst	Location
Volatile Organic Compounds (GC/MS) by Method 8260B	WG1283097	1	05/18/19 02:50	05/18/19 02:50	JHH	Mt. Juliet, TN

4 Cn

5 Sr

6 Qc

MW-51-051519 L1099507-17 GW

Collected by Tyler L. Hall
 Collected date/time 05/15/19 14:00
 Received date/time 05/16/19 08:45

Method	Batch	Dilution	Preparation date/time	Analysis date/time	Analyst	Location
Volatile Organic Compounds (GC/MS) by Method 8260B	WG1283097	1	05/18/19 03:10	05/18/19 03:10	JHH	Mt. Juliet, TN

7 Gl

8 Al

MW-52-051519 L1099507-18 GW

Collected by Tyler L. Hall
 Collected date/time 05/15/19 14:10
 Received date/time 05/16/19 08:45

Method	Batch	Dilution	Preparation date/time	Analysis date/time	Analyst	Location
Volatile Organic Compounds (GC/MS) by Method 8260B	WG1283097	1	05/18/19 03:31	05/18/19 03:31	JHH	Mt. Juliet, TN

9 Sc

MW-15B-051519 L1099507-19 GW

Collected by Tyler L. Hall
 Collected date/time 05/15/19 14:25
 Received date/time 05/16/19 08:45

Method	Batch	Dilution	Preparation date/time	Analysis date/time	Analyst	Location
Volatile Organic Compounds (GC/MS) by Method 8260B	WG1283097	1	05/18/19 03:51	05/18/19 03:51	JHH	Mt. Juliet, TN
Volatile Organic Compounds (GC/MS) by Method 8260B	WG1285663	25	05/24/19 02:41	05/24/19 02:41	JAH	Mt. Juliet, TN

MW-39-051519 L1099507-20 GW

Collected by Tyler L. Hall
 Collected date/time 05/15/19 14:40
 Received date/time 05/16/19 08:45

Method	Batch	Dilution	Preparation date/time	Analysis date/time	Analyst	Location
Volatile Organic Compounds (GC/MS) by Method 8260B	WG1283097	1	05/18/19 04:11	05/18/19 04:11	JHH	Mt. Juliet, TN

MW-34-051519 L1099507-21 GW

Collected by Tyler L. Hall
 Collected date/time 05/15/19 14:50
 Received date/time 05/16/19 08:45

Method	Batch	Dilution	Preparation date/time	Analysis date/time	Analyst	Location
Volatile Organic Compounds (GC/MS) by Method 8260B	WG1283099	1	05/18/19 07:52	05/18/19 07:52	JHH	Mt. Juliet, TN

MW-41-051519 L1099507-22 GW

Collected by Tyler L. Hall
 Collected date/time 05/15/19 14:55
 Received date/time 05/16/19 08:45

Method	Batch	Dilution	Preparation date/time	Analysis date/time	Analyst	Location
Volatile Organic Compounds (GC/MS) by Method 8260B	WG1283099	1	05/18/19 08:12	05/18/19 08:12	JHH	Mt. Juliet, TN

SAMPLE SUMMARY



MW-41-D-051519 L1099507-23 GW

Collected by Tyler L. Hall
 Collected date/time 05/15/19 15:00
 Received date/time 05/16/19 08:45

Method	Batch	Dilution	Preparation date/time	Analysis date/time	Analyst	Location
Volatile Organic Compounds (GC/MS) by Method 8260B	WG1283099	1	05/18/19 08:32	05/18/19 08:32	JHH	Mt. Juliet, TN

1 Cp

2 Tc

3 Ss

MW-37-051519 L1099507-24 GW

Collected by Tyler L. Hall
 Collected date/time 05/15/19 15:20
 Received date/time 05/16/19 08:45

Method	Batch	Dilution	Preparation date/time	Analysis date/time	Analyst	Location
Volatile Organic Compounds (GC/MS) by Method 8260B	WG1283099	1	05/18/19 08:52	05/18/19 08:52	JHH	Mt. Juliet, TN

4 Cn

5 Sr

MW-38-051519 L1099507-25 GW

Collected by Tyler L. Hall
 Collected date/time 05/15/19 15:30
 Received date/time 05/16/19 08:45

Method	Batch	Dilution	Preparation date/time	Analysis date/time	Analyst	Location
Volatile Organic Compounds (GC/MS) by Method 8260B	WG1283099	1	05/18/19 09:12	05/18/19 09:12	JHH	Mt. Juliet, TN
Volatile Organic Compounds (GC/MS) by Method 8260B	WG1283926	10	05/20/19 20:18	05/20/19 20:18	BMB	Mt. Juliet, TN

6 Qc

7 Gl

8 Al

TB01-051519 L1099507-26 GW

Collected by Tyler L. Hall
 Collected date/time 05/15/19 00:00
 Received date/time 05/16/19 08:45

Method	Batch	Dilution	Preparation date/time	Analysis date/time	Analyst	Location
Volatile Organic Compounds (GC/MS) by Method 8260B	WG1283099	1	05/18/19 06:51	05/18/19 06:51	JHH	Mt. Juliet, TN

9 Sc

FB02-051519 L1099507-27 GW

Collected by Tyler L. Hall
 Collected date/time 05/15/19 16:00
 Received date/time 05/16/19 08:45

Method	Batch	Dilution	Preparation date/time	Analysis date/time	Analyst	Location
Volatile Organic Compounds (GC/MS) by Method 8260B	WG1283099	1	05/18/19 07:11	05/18/19 07:11	JHH	Mt. Juliet, TN

FB01-051419 L1099507-28 GW

Collected by Tyler L. Hall
 Collected date/time 05/14/19 17:00
 Received date/time 05/16/19 08:45

Method	Batch	Dilution	Preparation date/time	Analysis date/time	Analyst	Location
Volatile Organic Compounds (GC/MS) by Method 8260B	WG1283099	1	05/18/19 07:31	05/18/19 07:31	JHH	Mt. Juliet, TN



All sample aliquots were received at the correct temperature, in the proper containers, with the appropriate preservatives, and within method specified holding times, unless qualified or notated within the report. Where applicable, all MDL (LOD) and RDL (LOQ) values reported for environmental samples have been corrected for the dilution factor used in the analysis. All Method and Batch Quality Control are within established criteria except where addressed in this case narrative, a non-conformance form or properly qualified within the sample results. By my digital signature below, I affirm to the best of my knowledge, all problems/anomalies observed by the laboratory as having the potential to affect the quality of the data have been identified by the laboratory, and no information or data have been knowingly withheld that would affect the quality of the data.

Chris McCord
Project Manager

- 1 Cp
- 2 Tc
- 3 Ss
- 4 Cn
- 5 Sr
- 6 Qc
- 7 Gl
- 8 Al
- 9 Sc



Volatile Organic Compounds (GC/MS) by Method 8260B

Analyte	Result ug/l	Qualifier	RDL ug/l	Dilution	Analysis date / time	Batch
Benzene	7320		250	250	05/24/2019 18:09	WG1286176
Toluene	18500		250	250	05/24/2019 18:09	WG1286176
Ethylbenzene	1070		25.0	25	05/23/2019 22:36	WG1285663
Total Xylenes	8370		750	250	05/24/2019 18:09	WG1286176
Methyl tert-butyl ether	256		25.0	25	05/23/2019 22:36	WG1285663
Naphthalene	201		125	25	05/23/2019 22:36	WG1285663
1,2-Dichloroethane	ND		25.0	25	05/23/2019 22:36	WG1285663
<i>(S) Toluene-d8</i>	113		80.0-120		05/23/2019 22:36	WG1285663
<i>(S) Toluene-d8</i>	108		80.0-120		05/24/2019 18:09	WG1286176
<i>(S) 4-Bromofluorobenzene</i>	105		77.0-126		05/23/2019 22:36	WG1285663
<i>(S) 4-Bromofluorobenzene</i>	97.3		77.0-126		05/24/2019 18:09	WG1286176
<i>(S) 1,2-Dichloroethane-d4</i>	91.8		70.0-130		05/23/2019 22:36	WG1285663
<i>(S) 1,2-Dichloroethane-d4</i>	94.7		70.0-130		05/24/2019 18:09	WG1286176

- 1 Cp
- 2 Tc
- 3 Ss
- 4 Cn
- 5 Sr
- 6 Qc
- 7 Gl
- 8 Al
- 9 Sc



Volatile Organic Compounds (GC/MS) by Method 8260B

Analyte	Result ug/l	Qualifier	RDL ug/l	Dilution	Analysis date / time	Batch
Benzene	1300		25.0	25	05/23/2019 22:57	WG1285663
Toluene	54.8		1.00	1	05/17/2019 22:49	WG1283097
Ethylbenzene	2.27		1.00	1	05/17/2019 22:49	WG1283097
Total Xylenes	412		75.0	25	05/23/2019 22:57	WG1285663
Methyl tert-butyl ether	174		25.0	25	05/23/2019 22:57	WG1285663
Naphthalene	28.9		5.00	1	05/17/2019 22:49	WG1283097
1,2-Dichloroethane	ND		1.00	1	05/17/2019 22:49	WG1283097
(S) Toluene-d8	97.2		80.0-120		05/17/2019 22:49	WG1283097
(S) Toluene-d8	104		80.0-120		05/23/2019 22:57	WG1285663
(S) 4-Bromofluorobenzene	97.1		77.0-126		05/17/2019 22:49	WG1283097
(S) 4-Bromofluorobenzene	100		77.0-126		05/23/2019 22:57	WG1285663
(S) 1,2-Dichloroethane-d4	88.8		70.0-130		05/17/2019 22:49	WG1283097
(S) 1,2-Dichloroethane-d4	89.0		70.0-130		05/23/2019 22:57	WG1285663

- 1 Cp
- 2 Tc
- 3 Ss
- 4 Cn
- 5 Sr
- 6 Qc
- 7 Gl
- 8 Al
- 9 Sc



Volatile Organic Compounds (GC/MS) by Method 8260B

Analyte	Result	Qualifier	RDL	Dilution	Analysis date / time	Batch
Benzene	412		10.0	10	05/23/2019 23:17	WG1285663
Toluene	20.7		1.00	1	05/17/2019 23:09	WG1283097
Ethylbenzene	5.37		1.00	1	05/17/2019 23:09	WG1283097
Total Xylenes	190		3.00	1	05/17/2019 23:09	WG1283097
Methyl tert-butyl ether	28.0		1.00	1	05/17/2019 23:09	WG1283097
Naphthalene	10.9		5.00	1	05/17/2019 23:09	WG1283097
1,2-Dichloroethane	ND		1.00	1	05/17/2019 23:09	WG1283097
(S) Toluene-d8	99.3		80.0-120		05/17/2019 23:09	WG1283097
(S) Toluene-d8	103		80.0-120		05/23/2019 23:17	WG1285663
(S) 4-Bromofluorobenzene	98.9		77.0-126		05/17/2019 23:09	WG1283097
(S) 4-Bromofluorobenzene	102		77.0-126		05/23/2019 23:17	WG1285663
(S) 1,2-Dichloroethane-d4	89.5		70.0-130		05/17/2019 23:09	WG1283097
(S) 1,2-Dichloroethane-d4	94.6		70.0-130		05/23/2019 23:17	WG1285663

- 1 Cp
- 2 Tc
- 3 Ss
- 4 Cn
- 5 Sr
- 6 Qc
- 7 Gl
- 8 Al
- 9 Sc



Volatile Organic Compounds (GC/MS) by Method 8260B

Analyte	Result	Qualifier	RDL	Dilution	Analysis date / time	Batch
Benzene	779		10.0	10	05/23/2019 23:37	WG1285663
Toluene	25.0		1.00	1	05/17/2019 23:29	WG1283097
Ethylbenzene	7.09		1.00	1	05/17/2019 23:29	WG1283097
Total Xylenes	242		3.00	1	05/17/2019 23:29	WG1283097
Methyl tert-butyl ether	34.4		1.00	1	05/17/2019 23:29	WG1283097
Naphthalene	12.5		5.00	1	05/17/2019 23:29	WG1283097
1,2-Dichloroethane	ND		1.00	1	05/17/2019 23:29	WG1283097
(S) Toluene-d8	101		80.0-120		05/17/2019 23:29	WG1283097
(S) Toluene-d8	106		80.0-120		05/23/2019 23:37	WG1285663
(S) 4-Bromofluorobenzene	102		77.0-126		05/17/2019 23:29	WG1283097
(S) 4-Bromofluorobenzene	98.9		77.0-126		05/23/2019 23:37	WG1285663
(S) 1,2-Dichloroethane-d4	92.3		70.0-130		05/17/2019 23:29	WG1283097
(S) 1,2-Dichloroethane-d4	98.1		70.0-130		05/23/2019 23:37	WG1285663

- 1 Cp
- 2 Tc
- 3 Ss
- 4 Cn
- 5 Sr
- 6 Qc
- 7 Gl
- 8 Al
- 9 Sc



Volatile Organic Compounds (GC/MS) by Method 8260B

Analyte	Result	Qualifier	RDL	Dilution	Analysis date / time	Batch
Benzene	ND		1.00	1	05/24/2019 18:29	WG1286176
Toluene	ND		1.00	1	05/17/2019 23:49	WG1283097
Ethylbenzene	ND		1.00	1	05/17/2019 23:49	WG1283097
Total Xylenes	ND		3.00	1	05/17/2019 23:49	WG1283097
Methyl tert-butyl ether	2.12		1.00	1	05/17/2019 23:49	WG1283097
Naphthalene	ND		5.00	1	05/17/2019 23:49	WG1283097
1,2-Dichloroethane	ND		1.00	1	05/17/2019 23:49	WG1283097
(S) Toluene-d8	98.8		80.0-120		05/17/2019 23:49	WG1283097
(S) Toluene-d8	109		80.0-120		05/24/2019 18:29	WG1286176
(S) 4-Bromofluorobenzene	101		77.0-126		05/17/2019 23:49	WG1283097
(S) 4-Bromofluorobenzene	98.5		77.0-126		05/24/2019 18:29	WG1286176
(S) 1,2-Dichloroethane-d4	92.9		70.0-130		05/17/2019 23:49	WG1283097
(S) 1,2-Dichloroethane-d4	96.8		70.0-130		05/24/2019 18:29	WG1286176

- 1 Cp
- 2 Tc
- 3 Ss
- 4 Cn
- 5 Sr
- 6 Qc
- 7 Gl
- 8 Al
- 9 Sc



Volatile Organic Compounds (GC/MS) by Method 8260B

Analyte	Result	Qualifier	RDL	Dilution	Analysis date / time	Batch
Benzene	ND		1.00	1	05/18/2019 00:09	WG1283097
Toluene	ND		1.00	1	05/18/2019 00:09	WG1283097
Ethylbenzene	ND		1.00	1	05/18/2019 00:09	WG1283097
Total Xylenes	ND		3.00	1	05/18/2019 00:09	WG1283097
Methyl tert-butyl ether	ND		1.00	1	05/18/2019 00:09	WG1283097
Naphthalene	ND		5.00	1	05/18/2019 00:09	WG1283097
1,2-Dichloroethane	ND		1.00	1	05/18/2019 00:09	WG1283097
(S) Toluene-d8	102		80.0-120		05/18/2019 00:09	WG1283097
(S) 4-Bromofluorobenzene	102		77.0-126		05/18/2019 00:09	WG1283097
(S) 1,2-Dichloroethane-d4	94.5		70.0-130		05/18/2019 00:09	WG1283097

- 1 Cp
- 2 Tc
- 3 Ss
- 4 Cn
- 5 Sr
- 6 Qc
- 7 Gl
- 8 Al
- 9 Sc



Volatile Organic Compounds (GC/MS) by Method 8260B

Analyte	Result	Qualifier	RDL	Dilution	Analysis date / time	Batch
Benzene	ND		1.00	1	05/18/2019 00:29	WG1283097
Toluene	ND		1.00	1	05/18/2019 00:29	WG1283097
Ethylbenzene	ND		1.00	1	05/18/2019 00:29	WG1283097
Total Xylenes	ND		3.00	1	05/18/2019 00:29	WG1283097
Methyl tert-butyl ether	ND		1.00	1	05/18/2019 00:29	WG1283097
Naphthalene	ND		5.00	1	05/18/2019 00:29	WG1283097
1,2-Dichloroethane	ND		1.00	1	05/18/2019 00:29	WG1283097
(S) Toluene-d8	100		80.0-120		05/18/2019 00:29	WG1283097
(S) 4-Bromofluorobenzene	101		77.0-126		05/18/2019 00:29	WG1283097
(S) 1,2-Dichloroethane-d4	90.9		70.0-130		05/18/2019 00:29	WG1283097

1 Cp

2 Tc

3 Ss

4 Cn

5 Sr

6 Qc

7 Gl

8 Al

9 Sc



Volatile Organic Compounds (GC/MS) by Method 8260B

Analyte	Result ug/l	Qualifier	RDL ug/l	Dilution	Analysis date / time	Batch
Benzene	2030		50.0	50	05/24/2019 00:18	WG1285663
Toluene	3440		50.0	50	05/24/2019 00:18	WG1285663
Ethylbenzene	169		1.00	1	05/18/2019 00:49	WG1283097
Total Xylenes	3110		150	50	05/24/2019 00:18	WG1285663
Methyl tert-butyl ether	ND		1.00	1	05/18/2019 00:49	WG1283097
Naphthalene	9.44		5.00	1	05/18/2019 00:49	WG1283097
1,2-Dichloroethane	ND		1.00	1	05/18/2019 00:49	WG1283097
(S) Toluene-d8	84.5		80.0-120		05/18/2019 00:49	WG1283097
(S) Toluene-d8	105		80.0-120		05/24/2019 00:18	WG1285663
(S) 4-Bromofluorobenzene	91.9		77.0-126		05/18/2019 00:49	WG1283097
(S) 4-Bromofluorobenzene	105		77.0-126		05/24/2019 00:18	WG1285663
(S) 1,2-Dichloroethane-d4	117		70.0-130		05/18/2019 00:49	WG1283097
(S) 1,2-Dichloroethane-d4	89.4		70.0-130		05/24/2019 00:18	WG1285663

- 1 Cp
- 2 Tc
- 3 Ss
- 4 Cn
- 5 Sr
- 6 Qc
- 7 Gl
- 8 Al
- 9 Sc



Volatile Organic Compounds (GC/MS) by Method 8260B

Analyte	Result	Qualifier	RDL	Dilution	Analysis date / time	Batch
Benzene	ND		1.00	1	05/18/2019 01:10	WG1283097
Toluene	ND		1.00	1	05/24/2019 00:39	WG1285663
Ethylbenzene	ND		1.00	1	05/18/2019 01:10	WG1283097
Total Xylenes	ND		3.00	1	05/24/2019 00:39	WG1285663
Methyl tert-butyl ether	ND		1.00	1	05/18/2019 01:10	WG1283097
Naphthalene	ND		5.00	1	05/18/2019 01:10	WG1283097
1,2-Dichloroethane	ND		1.00	1	05/18/2019 01:10	WG1283097
(S) Toluene-d8	102		80.0-120		05/18/2019 01:10	WG1283097
(S) Toluene-d8	107		80.0-120		05/24/2019 00:39	WG1285663
(S) 4-Bromofluorobenzene	105		77.0-126		05/18/2019 01:10	WG1283097
(S) 4-Bromofluorobenzene	104		77.0-126		05/24/2019 00:39	WG1285663
(S) 1,2-Dichloroethane-d4	93.8		70.0-130		05/18/2019 01:10	WG1283097
(S) 1,2-Dichloroethane-d4	94.6		70.0-130		05/24/2019 00:39	WG1285663

- 1 Cp
- 2 Tc
- 3 Ss
- 4 Cn
- 5 Sr
- 6 Qc
- 7 Gl
- 8 Al
- 9 Sc



Volatile Organic Compounds (GC/MS) by Method 8260B

Analyte	Result	Qualifier	RDL	Dilution	Analysis date / time	Batch
Benzene	1160		20.0	20	05/26/2019 13:29	WG1286827
Toluene	78.4		5.00	5	05/26/2019 10:50	WG1286827
Ethylbenzene	ND		5.00	5	05/26/2019 10:50	WG1286827
Total Xylenes	482		15.0	5	05/26/2019 10:50	WG1286827
Methyl tert-butyl ether	292		5.00	5	05/18/2019 04:31	WG1283097
Naphthalene	228		25.0	5	05/18/2019 04:31	WG1283097
1,2-Dichloroethane	ND		5.00	5	05/18/2019 04:31	WG1283097
(S) Toluene-d8	99.1		80.0-120		05/18/2019 04:31	WG1283097
(S) Toluene-d8	106		80.0-120		05/26/2019 13:29	WG1286827
(S) Toluene-d8	107		80.0-120		05/26/2019 10:50	WG1286827
(S) 4-Bromofluorobenzene	101		77.0-126		05/18/2019 04:31	WG1283097
(S) 4-Bromofluorobenzene	99.5		77.0-126		05/26/2019 10:50	WG1286827
(S) 4-Bromofluorobenzene	98.6		77.0-126		05/26/2019 13:29	WG1286827
(S) 1,2-Dichloroethane-d4	92.2		70.0-130		05/18/2019 04:31	WG1283097
(S) 1,2-Dichloroethane-d4	97.2		70.0-130		05/26/2019 10:50	WG1286827
(S) 1,2-Dichloroethane-d4	100		70.0-130		05/26/2019 13:29	WG1286827

- 1 Cp
- 2 Tc
- 3 Ss
- 4 Cn
- 5 Sr
- 6 Qc
- 7 Gl
- 8 Al
- 9 Sc



Volatile Organic Compounds (GC/MS) by Method 8260B

Analyte	Result	Qualifier	RDL	Dilution	Analysis date / time	Batch
Benzene	1060		25.0	25	05/24/2019 01:19	WG1285663
Toluene	61.3		1.00	1	05/18/2019 01:30	WG1283097
Ethylbenzene	ND		1.00	1	05/18/2019 01:30	WG1283097
Total Xylenes	381		3.00	1	05/18/2019 01:30	WG1283097
Methyl tert-butyl ether	ND		1.00	1	05/18/2019 01:30	WG1283097
Naphthalene	ND		5.00	1	05/18/2019 01:30	WG1283097
1,2-Dichloroethane	ND		1.00	1	05/18/2019 01:30	WG1283097
(S) Toluene-d8	96.8		80.0-120		05/18/2019 01:30	WG1283097
(S) Toluene-d8	101		80.0-120		05/24/2019 01:19	WG1285663
(S) 4-Bromofluorobenzene	97.1		77.0-126		05/18/2019 01:30	WG1283097
(S) 4-Bromofluorobenzene	96.3		77.0-126		05/24/2019 01:19	WG1285663
(S) 1,2-Dichloroethane-d4	89.0		70.0-130		05/18/2019 01:30	WG1283097
(S) 1,2-Dichloroethane-d4	92.1		70.0-130		05/24/2019 01:19	WG1285663

- 1 Cp
- 2 Tc
- 3 Ss
- 4 Cn
- 5 Sr
- 6 Qc
- 7 Gl
- 8 Al
- 9 Sc



Volatile Organic Compounds (GC/MS) by Method 8260B

Analyte	Result	Qualifier	RDL	Dilution	Analysis date / time	Batch
Benzene	4180		100	100	05/18/2019 04:51	WG1283097
Toluene	8970		100	100	05/18/2019 04:51	WG1283097
Ethylbenzene	758		100	100	05/18/2019 04:51	WG1283097
Total Xylenes	7620		300	100	05/18/2019 04:51	WG1283097
Methyl tert-butyl ether	105		100	100	05/18/2019 04:51	WG1283097
Naphthalene	636		500	100	05/18/2019 04:51	WG1283097
1,2-Dichloroethane	ND		100	100	05/18/2019 04:51	WG1283097
(S) Toluene-d8	102		80.0-120		05/18/2019 04:51	WG1283097
(S) 4-Bromofluorobenzene	103		77.0-126		05/18/2019 04:51	WG1283097
(S) 1,2-Dichloroethane-d4	92.0		70.0-130		05/18/2019 04:51	WG1283097

- 1 Cp
- 2 Tc
- 3 Ss
- 4 Cn
- 5 Sr
- 6 Qc
- 7 Gl
- 8 Al
- 9 Sc



Volatile Organic Compounds (GC/MS) by Method 8260B

Analyte	Result	Qualifier	RDL	Dilution	Analysis date / time	Batch
Benzene	299		10.0	10	05/24/2019 01:40	WG1285663
Toluene	4.11		1.00	1	05/18/2019 01:50	WG1283097
Ethylbenzene	ND		1.00	1	05/18/2019 01:50	WG1283097
Total Xylenes	119		3.00	1	05/18/2019 01:50	WG1283097
Methyl tert-butyl ether	86.2		1.00	1	05/18/2019 01:50	WG1283097
Naphthalene	5.33		5.00	1	05/18/2019 01:50	WG1283097
1,2-Dichloroethane	ND		1.00	1	05/18/2019 01:50	WG1283097
(S) Toluene-d8	101		80.0-120		05/18/2019 01:50	WG1283097
(S) Toluene-d8	103		80.0-120		05/24/2019 01:40	WG1285663
(S) 4-Bromofluorobenzene	103		77.0-126		05/18/2019 01:50	WG1283097
(S) 4-Bromofluorobenzene	99.2		77.0-126		05/24/2019 01:40	WG1285663
(S) 1,2-Dichloroethane-d4	89.0		70.0-130		05/18/2019 01:50	WG1283097
(S) 1,2-Dichloroethane-d4	93.9		70.0-130		05/24/2019 01:40	WG1285663

- 1 Cp
- 2 Tc
- 3 Ss
- 4 Cn
- 5 Sr
- 6 Qc
- 7 Gl
- 8 Al
- 9 Sc



Volatile Organic Compounds (GC/MS) by Method 8260B

Analyte	Result ug/l	Qualifier	RDL ug/l	Dilution	Analysis date / time	Batch
Benzene	535		10.0	10	05/24/2019 02:00	WG1285663
Toluene	11.1		1.00	1	05/18/2019 02:10	WG1283097
Ethylbenzene	1.36		1.00	1	05/18/2019 02:10	WG1283097
Total Xylenes	178		3.00	1	05/18/2019 02:10	WG1283097
Methyl tert-butyl ether	169		1.00	1	05/18/2019 02:10	WG1283097
Naphthalene	8.65		5.00	1	05/18/2019 02:10	WG1283097
1,2-Dichloroethane	ND		1.00	1	05/18/2019 02:10	WG1283097
(S) Toluene-d8	100		80.0-120		05/18/2019 02:10	WG1283097
(S) Toluene-d8	105		80.0-120		05/24/2019 02:00	WG1285663
(S) 4-Bromofluorobenzene	102		77.0-126		05/18/2019 02:10	WG1283097
(S) 4-Bromofluorobenzene	105		77.0-126		05/24/2019 02:00	WG1285663
(S) 1,2-Dichloroethane-d4	91.7		70.0-130		05/18/2019 02:10	WG1283097
(S) 1,2-Dichloroethane-d4	97.8		70.0-130		05/24/2019 02:00	WG1285663

- 1 Cp
- 2 Tc
- 3 Ss
- 4 Cn
- 5 Sr
- 6 Qc
- 7 Gl
- 8 Al
- 9 Sc



Volatile Organic Compounds (GC/MS) by Method 8260B

Analyte	Result	Qualifier	RDL	Dilution	Analysis date / time	Batch
Benzene	716		25.0	25	05/24/2019 02:20	WG1285663
Toluene	23.3		1.00	1	05/18/2019 02:30	WG1283097
Ethylbenzene	3.25		1.00	1	05/18/2019 02:30	WG1283097
Total Xylenes	332		3.00	1	05/18/2019 02:30	WG1283097
Methyl tert-butyl ether	180		1.00	1	05/18/2019 02:30	WG1283097
Naphthalene	20.0		5.00	1	05/18/2019 02:30	WG1283097
1,2-Dichloroethane	ND		1.00	1	05/18/2019 02:30	WG1283097
(S) Toluene-d8	101		80.0-120		05/18/2019 02:30	WG1283097
(S) Toluene-d8	105		80.0-120		05/24/2019 02:20	WG1285663
(S) 4-Bromofluorobenzene	98.3		77.0-126		05/18/2019 02:30	WG1283097
(S) 4-Bromofluorobenzene	105		77.0-126		05/24/2019 02:20	WG1285663
(S) 1,2-Dichloroethane-d4	91.4		70.0-130		05/18/2019 02:30	WG1283097
(S) 1,2-Dichloroethane-d4	105		70.0-130		05/24/2019 02:20	WG1285663

- 1 Cp
- 2 Tc
- 3 Ss
- 4 Cn
- 5 Sr
- 6 Qc
- 7 Gl
- 8 Al
- 9 Sc



Volatile Organic Compounds (GC/MS) by Method 8260B

Analyte	Result	Qualifier	RDL	Dilution	Analysis date / time	Batch
Benzene	ND		1.00	1	05/18/2019 02:50	WG1283097
Toluene	ND		1.00	1	05/18/2019 02:50	WG1283097
Ethylbenzene	ND		1.00	1	05/18/2019 02:50	WG1283097
Total Xylenes	ND		3.00	1	05/18/2019 02:50	WG1283097
Methyl tert-butyl ether	ND		1.00	1	05/18/2019 02:50	WG1283097
Naphthalene	ND		5.00	1	05/18/2019 02:50	WG1283097
1,2-Dichloroethane	ND		1.00	1	05/18/2019 02:50	WG1283097
(S) Toluene-d8	101		80.0-120		05/18/2019 02:50	WG1283097
(S) 4-Bromofluorobenzene	101		77.0-126		05/18/2019 02:50	WG1283097
(S) 1,2-Dichloroethane-d4	92.5		70.0-130		05/18/2019 02:50	WG1283097

- 1 Cp
- 2 Tc
- 3 Ss
- 4 Cn
- 5 Sr
- 6 Qc
- 7 Gl
- 8 Al
- 9 Sc



Volatile Organic Compounds (GC/MS) by Method 8260B

Analyte	Result	Qualifier	RDL	Dilution	Analysis date / time	Batch
Benzene	ND		1.00	1	05/18/2019 03:10	WG1283097
Toluene	ND		1.00	1	05/18/2019 03:10	WG1283097
Ethylbenzene	ND		1.00	1	05/18/2019 03:10	WG1283097
Total Xylenes	ND		3.00	1	05/18/2019 03:10	WG1283097
Methyl tert-butyl ether	ND		1.00	1	05/18/2019 03:10	WG1283097
Naphthalene	ND		5.00	1	05/18/2019 03:10	WG1283097
1,2-Dichloroethane	ND		1.00	1	05/18/2019 03:10	WG1283097
(S) Toluene-d8	102		80.0-120		05/18/2019 03:10	WG1283097
(S) 4-Bromofluorobenzene	102		77.0-126		05/18/2019 03:10	WG1283097
(S) 1,2-Dichloroethane-d4	90.7		70.0-130		05/18/2019 03:10	WG1283097

1 Cp

2 Tc

3 Ss

4 Cn

5 Sr

6 Qc

7 Gl

8 Al

9 Sc



Volatile Organic Compounds (GC/MS) by Method 8260B

Analyte	Result	Qualifier	RDL	Dilution	Analysis date / time	Batch
Benzene	ND		1.00	1	05/18/2019 03:31	WG1283097
Toluene	ND		1.00	1	05/18/2019 03:31	WG1283097
Ethylbenzene	ND		1.00	1	05/18/2019 03:31	WG1283097
Total Xylenes	ND		3.00	1	05/18/2019 03:31	WG1283097
Methyl tert-butyl ether	ND		1.00	1	05/18/2019 03:31	WG1283097
Naphthalene	ND		5.00	1	05/18/2019 03:31	WG1283097
1,2-Dichloroethane	ND		1.00	1	05/18/2019 03:31	WG1283097
(S) Toluene-d8	101		80.0-120		05/18/2019 03:31	WG1283097
(S) 4-Bromofluorobenzene	99.9		77.0-126		05/18/2019 03:31	WG1283097
(S) 1,2-Dichloroethane-d4	91.2		70.0-130		05/18/2019 03:31	WG1283097

1 Cp

2 Tc

3 Ss

4 Cn

5 Sr

6 Qc

7 Gl

8 Al

9 Sc



Volatile Organic Compounds (GC/MS) by Method 8260B

Analyte	Result	Qualifier	RDL	Dilution	Analysis date / time	Batch
Benzene	721		25.0	25	05/24/2019 02:41	WG1285663
Toluene	1180		25.0	25	05/24/2019 02:41	WG1285663
Ethylbenzene	118		1.00	1	05/18/2019 03:51	WG1283097
Total Xylenes	526		75.0	25	05/24/2019 02:41	WG1285663
Methyl tert-butyl ether	96.6		1.00	1	05/18/2019 03:51	WG1283097
Naphthalene	19.5		5.00	1	05/18/2019 03:51	WG1283097
1,2-Dichloroethane	ND		1.00	1	05/18/2019 03:51	WG1283097
(S) Toluene-d8	99.2		80.0-120		05/18/2019 03:51	WG1283097
(S) Toluene-d8	99.7		80.0-120		05/24/2019 02:41	WG1285663
(S) 4-Bromofluorobenzene	102		77.0-126		05/18/2019 03:51	WG1283097
(S) 4-Bromofluorobenzene	104		77.0-126		05/24/2019 02:41	WG1285663
(S) 1,2-Dichloroethane-d4	90.5		70.0-130		05/18/2019 03:51	WG1283097
(S) 1,2-Dichloroethane-d4	97.1		70.0-130		05/24/2019 02:41	WG1285663

- 1 Cp
- 2 Tc
- 3 Ss
- 4 Cn
- 5 Sr
- 6 Qc
- 7 Gl
- 8 Al
- 9 Sc



Volatile Organic Compounds (GC/MS) by Method 8260B

Analyte	Result	Qualifier	RDL	Dilution	Analysis date / time	Batch
Benzene	ND		1.00	1	05/18/2019 04:11	WG1283097
Toluene	ND		1.00	1	05/18/2019 04:11	WG1283097
Ethylbenzene	ND		1.00	1	05/18/2019 04:11	WG1283097
Total Xylenes	ND		3.00	1	05/18/2019 04:11	WG1283097
Methyl tert-butyl ether	89.4		1.00	1	05/18/2019 04:11	WG1283097
Naphthalene	ND		5.00	1	05/18/2019 04:11	WG1283097
1,2-Dichloroethane	ND		1.00	1	05/18/2019 04:11	WG1283097
(S) Toluene-d8	98.4		80.0-120		05/18/2019 04:11	WG1283097
(S) 4-Bromofluorobenzene	102		77.0-126		05/18/2019 04:11	WG1283097
(S) 1,2-Dichloroethane-d4	93.7		70.0-130		05/18/2019 04:11	WG1283097

- 1 Cp
- 2 Tc
- 3 Ss
- 4 Cn
- 5 Sr
- 6 Qc
- 7 Gl
- 8 Al
- 9 Sc



Volatile Organic Compounds (GC/MS) by Method 8260B

Analyte	Result	Qualifier	RDL	Dilution	Analysis date / time	Batch
Benzene	162		1.00	1	05/18/2019 07:52	WG1283099
Toluene	2.63		1.00	1	05/18/2019 07:52	WG1283099
Ethylbenzene	2.18		1.00	1	05/18/2019 07:52	WG1283099
Total Xylenes	14.9		3.00	1	05/18/2019 07:52	WG1283099
Methyl tert-butyl ether	163		1.00	1	05/18/2019 07:52	WG1283099
Naphthalene	ND		5.00	1	05/18/2019 07:52	WG1283099
1,2-Dichloroethane	ND		1.00	1	05/18/2019 07:52	WG1283099
(S) Toluene-d8	101		80.0-120		05/18/2019 07:52	WG1283099
(S) 4-Bromofluorobenzene	102		77.0-126		05/18/2019 07:52	WG1283099
(S) 1,2-Dichloroethane-d4	94.5		70.0-130		05/18/2019 07:52	WG1283099

1 Cp

2 Tc

3 Ss

4 Cn

5 Sr

6 Qc

7 Gl

8 Al

9 Sc



Volatile Organic Compounds (GC/MS) by Method 8260B

Analyte	Result	Qualifier	RDL	Dilution	Analysis date / time	Batch
Benzene	ND		1.00	1	05/18/2019 08:12	WG1283099
Toluene	ND		1.00	1	05/18/2019 08:12	WG1283099
Ethylbenzene	ND		1.00	1	05/18/2019 08:12	WG1283099
Total Xylenes	ND		3.00	1	05/18/2019 08:12	WG1283099
Methyl tert-butyl ether	ND		1.00	1	05/18/2019 08:12	WG1283099
Naphthalene	ND		5.00	1	05/18/2019 08:12	WG1283099
1,2-Dichloroethane	ND		1.00	1	05/18/2019 08:12	WG1283099
(S) Toluene-d8	101		80.0-120		05/18/2019 08:12	WG1283099
(S) 4-Bromofluorobenzene	103		77.0-126		05/18/2019 08:12	WG1283099
(S) 1,2-Dichloroethane-d4	95.9		70.0-130		05/18/2019 08:12	WG1283099

- 1 Cp
- 2 Tc
- 3 Ss
- 4 Cn
- 5 Sr
- 6 Qc
- 7 Gl
- 8 Al
- 9 Sc



Volatile Organic Compounds (GC/MS) by Method 8260B

Analyte	Result	Qualifier	RDL	Dilution	Analysis date / time	Batch
Benzene	ND		1.00	1	05/18/2019 08:32	WG1283099
Toluene	ND		1.00	1	05/18/2019 08:32	WG1283099
Ethylbenzene	ND		1.00	1	05/18/2019 08:32	WG1283099
Total Xylenes	ND		3.00	1	05/18/2019 08:32	WG1283099
Methyl tert-butyl ether	ND		1.00	1	05/18/2019 08:32	WG1283099
Naphthalene	ND		5.00	1	05/18/2019 08:32	WG1283099
1,2-Dichloroethane	ND		1.00	1	05/18/2019 08:32	WG1283099
(S) Toluene-d8	99.1		80.0-120		05/18/2019 08:32	WG1283099
(S) 4-Bromofluorobenzene	102		77.0-126		05/18/2019 08:32	WG1283099
(S) 1,2-Dichloroethane-d4	93.1		70.0-130		05/18/2019 08:32	WG1283099

- 1 Cp
- 2 Tc
- 3 Ss
- 4 Cn
- 5 Sr
- 6 Qc
- 7 Gl
- 8 Al
- 9 Sc



Volatile Organic Compounds (GC/MS) by Method 8260B

Analyte	Result	Qualifier	RDL	Dilution	Analysis date / time	Batch
Benzene	ND		1.00	1	05/18/2019 08:52	WG1283099
Toluene	ND		1.00	1	05/18/2019 08:52	WG1283099
Ethylbenzene	ND		1.00	1	05/18/2019 08:52	WG1283099
Total Xylenes	ND		3.00	1	05/18/2019 08:52	WG1283099
Methyl tert-butyl ether	ND		1.00	1	05/18/2019 08:52	WG1283099
Naphthalene	ND		5.00	1	05/18/2019 08:52	WG1283099
1,2-Dichloroethane	ND		1.00	1	05/18/2019 08:52	WG1283099
(S) Toluene-d8	102		80.0-120		05/18/2019 08:52	WG1283099
(S) 4-Bromofluorobenzene	104		77.0-126		05/18/2019 08:52	WG1283099
(S) 1,2-Dichloroethane-d4	93.4		70.0-130		05/18/2019 08:52	WG1283099

1 Cp

2 Tc

3 Ss

4 Cn

5 Sr

6 Qc

7 Gl

8 Al

9 Sc



Volatile Organic Compounds (GC/MS) by Method 8260B

Analyte	Result	Qualifier	RDL	Dilution	Analysis date / time	Batch
Benzene	614		10.0	10	05/20/2019 20:18	WG1283926
Toluene	1.42		1.00	1	05/18/2019 09:12	WG1283099
Ethylbenzene	ND		1.00	1	05/18/2019 09:12	WG1283099
Total Xylenes	178		3.00	1	05/18/2019 09:12	WG1283099
Methyl tert-butyl ether	95.6		1.00	1	05/18/2019 09:12	WG1283099
Naphthalene	10.1		5.00	1	05/18/2019 09:12	WG1283099
1,2-Dichloroethane	ND		1.00	1	05/18/2019 09:12	WG1283099
(S) Toluene-d8	99.5		80.0-120		05/18/2019 09:12	WG1283099
(S) Toluene-d8	106		80.0-120		05/20/2019 20:18	WG1283926
(S) 4-Bromofluorobenzene	102		77.0-126		05/18/2019 09:12	WG1283099
(S) 4-Bromofluorobenzene	104		77.0-126		05/20/2019 20:18	WG1283926
(S) 1,2-Dichloroethane-d4	93.4		70.0-130		05/18/2019 09:12	WG1283099
(S) 1,2-Dichloroethane-d4	80.6		70.0-130		05/20/2019 20:18	WG1283926

- 1 Cp
- 2 Tc
- 3 Ss
- 4 Cn
- 5 Sr
- 6 Qc
- 7 Gl
- 8 Al
- 9 Sc



Volatile Organic Compounds (GC/MS) by Method 8260B

Analyte	Result	Qualifier	RDL	Dilution	Analysis date / time	Batch
Benzene	ND		1.00	1	05/18/2019 06:51	WG1283099
Toluene	ND		1.00	1	05/18/2019 06:51	WG1283099
Ethylbenzene	ND		1.00	1	05/18/2019 06:51	WG1283099
Total Xylenes	ND		3.00	1	05/18/2019 06:51	WG1283099
Methyl tert-butyl ether	ND		1.00	1	05/18/2019 06:51	WG1283099
Naphthalene	ND		5.00	1	05/18/2019 06:51	WG1283099
1,2-Dichloroethane	ND		1.00	1	05/18/2019 06:51	WG1283099
(S) Toluene-d8	99.0		80.0-120		05/18/2019 06:51	WG1283099
(S) 4-Bromofluorobenzene	99.9		77.0-126		05/18/2019 06:51	WG1283099
(S) 1,2-Dichloroethane-d4	91.2		70.0-130		05/18/2019 06:51	WG1283099

- 1 Cp
- 2 Tc
- 3 Ss
- 4 Cn
- 5 Sr
- 6 Qc
- 7 Gl
- 8 Al
- 9 Sc



Volatile Organic Compounds (GC/MS) by Method 8260B

Analyte	Result	Qualifier	RDL	Dilution	Analysis date / time	Batch
Benzene	ND		1.00	1	05/18/2019 07:11	WG1283099
Toluene	ND		1.00	1	05/18/2019 07:11	WG1283099
Ethylbenzene	ND		1.00	1	05/18/2019 07:11	WG1283099
Total Xylenes	ND		3.00	1	05/18/2019 07:11	WG1283099
Methyl tert-butyl ether	ND		1.00	1	05/18/2019 07:11	WG1283099
Naphthalene	ND		5.00	1	05/18/2019 07:11	WG1283099
1,2-Dichloroethane	ND		1.00	1	05/18/2019 07:11	WG1283099
(S) Toluene-d8	102		80.0-120		05/18/2019 07:11	WG1283099
(S) 4-Bromofluorobenzene	102		77.0-126		05/18/2019 07:11	WG1283099
(S) 1,2-Dichloroethane-d4	93.8		70.0-130		05/18/2019 07:11	WG1283099

1 Cp

2 Tc

3 Ss

4 Cn

5 Sr

6 Qc

7 Gl

8 Al

9 Sc



Volatile Organic Compounds (GC/MS) by Method 8260B

Analyte	Result	Qualifier	RDL	Dilution	Analysis date / time	Batch
Benzene	ND		1.00	1	05/18/2019 07:31	WG1283099
Toluene	ND		1.00	1	05/18/2019 07:31	WG1283099
Ethylbenzene	ND		1.00	1	05/18/2019 07:31	WG1283099
Total Xylenes	ND		3.00	1	05/18/2019 07:31	WG1283099
Methyl tert-butyl ether	ND		1.00	1	05/18/2019 07:31	WG1283099
Naphthalene	ND		5.00	1	05/18/2019 07:31	WG1283099
1,2-Dichloroethane	ND		1.00	1	05/18/2019 07:31	WG1283099
(S) Toluene-d8	102		80.0-120		05/18/2019 07:31	WG1283099
(S) 4-Bromofluorobenzene	103		77.0-126		05/18/2019 07:31	WG1283099
(S) 1,2-Dichloroethane-d4	95.3		70.0-130		05/18/2019 07:31	WG1283099

1 Cp

2 Tc

3 Ss

4 Cn

5 Sr

6 Qc

7 Gl

8 Al

9 Sc



Method Blank (MB)

(MB) R3414168-3 05/17/19 22:09

Analyte	MB Result	MB Qualifier	MB MDL	MB RDL
	ug/l		ug/l	ug/l
Benzene	U		0.331	1.00
1,2-Dichloroethane	U		0.361	1.00
Ethylbenzene	U		0.384	1.00
Methyl tert-butyl ether	U		0.367	1.00
Naphthalene	U		1.00	5.00
Toluene	U		0.412	1.00
Xylenes, Total	U		1.06	3.00
(S) Toluene-d8	101			80.0-120
(S) 4-Bromofluorobenzene	100			77.0-126
(S) 1,2-Dichloroethane-d4	92.3			70.0-130

¹ Cp

² Tc

³ Ss

⁴ Cn

⁵ Sr

⁶ Qc

⁷ Gl

⁸ Al

⁹ Sc

Laboratory Control Sample (LCS) • Laboratory Control Sample Duplicate (LCSD)

(LCS) R3414168-1 05/17/19 21:08 • (LCSD) R3414168-2 05/17/19 21:28

Analyte	Spike Amount	LCS Result	LCSD Result	LCS Rec.	LCSD Rec.	Rec. Limits	LCS Qualifier	LCSD Qualifier	RPD	RPD Limits
	ug/l	ug/l	ug/l	%	%	%			%	%
Benzene	25.0	24.0	23.6	95.8	94.2	70.0-130			1.71	20
1,2-Dichloroethane	25.0	21.5	21.7	86.0	86.6	70.0-130			0.673	20
Ethylbenzene	25.0	24.6	24.3	98.5	97.0	70.0-130			1.54	20
Methyl tert-butyl ether	25.0	22.7	23.1	90.7	92.5	70.0-130			1.98	20
Naphthalene	25.0	24.7	26.5	98.7	106	70.0-130			7.27	20
Toluene	25.0	23.8	23.4	95.3	93.5	70.0-130			1.88	20
Xylenes, Total	75.0	74.7	73.3	99.6	97.7	70.0-130			1.89	20
(S) Toluene-d8				102	102	80.0-120				
(S) 4-Bromofluorobenzene				102	102	77.0-126				
(S) 1,2-Dichloroethane-d4				92.5	95.1	70.0-130				



Method Blank (MB)

(MB) R3412883-2 05/18/19 06:31

Analyte	MB Result	MB Qualifier	MB MDL	MB RDL
	ug/l		ug/l	ug/l
Benzene	U		0.331	1.00
1,2-Dichloroethane	U		0.361	1.00
Ethylbenzene	U		0.384	1.00
Methyl tert-butyl ether	U		0.367	1.00
Naphthalene	U		1.00	5.00
Toluene	U		0.412	1.00
Xylenes, Total	U		1.06	3.00
(S) Toluene-d8	102			80.0-120
(S) 4-Bromofluorobenzene	102			77.0-126
(S) 1,2-Dichloroethane-d4	90.2			70.0-130

Laboratory Control Sample (LCS)

(LCS) R3412883-1 05/18/19 05:51

Analyte	Spike Amount	LCS Result	LCS Rec.	Rec. Limits	LCS Qualifier
	ug/l	ug/l	%	%	
Benzene	25.0	24.1	96.5	70.0-130	
1,2-Dichloroethane	25.0	21.2	85.0	70.0-130	
Ethylbenzene	25.0	24.6	98.5	70.0-130	
Methyl tert-butyl ether	25.0	22.8	91.2	70.0-130	
Naphthalene	25.0	26.5	106	70.0-130	
Toluene	25.0	23.6	94.3	70.0-130	
Xylenes, Total	75.0	73.8	98.4	70.0-130	
(S) Toluene-d8			103	80.0-120	
(S) 4-Bromofluorobenzene			104	77.0-126	
(S) 1,2-Dichloroethane-d4			95.2	70.0-130	

1 Cp

2 Tc

3 Ss

4 Cn

5 Sr

6 Qc

7 Gl

8 Al

9 Sc



Method Blank (MB)

(MB) R3412947-2 05/20/19 09:33

Analyte	MB Result ug/l	MB Qualifier	MB MDL ug/l	MB RDL ug/l
Benzene	U		0.331	1.00
(S) Toluene-d8	109			80.0-120
(S) 4-Bromofluorobenzene	110			77.0-126
(S) 1,2-Dichloroethane-d4	79.5			70.0-130

Laboratory Control Sample (LCS)

(LCS) R3412947-1 05/20/19 09:12

Analyte	Spike Amount ug/l	LCS Result ug/l	LCS Rec. %	Rec. Limits %	LCS Qualifier
Benzene	25.0	23.7	94.7	70.0-130	
(S) Toluene-d8			105	80.0-120	
(S) 4-Bromofluorobenzene			105	77.0-126	
(S) 1,2-Dichloroethane-d4			88.6	70.0-130	

- 1 Cp
- 2 Tc
- 3 Ss
- 4 Cn
- 5 Sr
- 6 Qc
- 7 Gl
- 8 Al
- 9 Sc



Method Blank (MB)

(MB) R3414576-2 05/23/19 22:16

Analyte	MB Result	MB Qualifier	MB MDL	MB RDL
	ug/l		ug/l	ug/l
Benzene	U		0.331	1.00
1,2-Dichloroethane	U		0.361	1.00
Ethylbenzene	U		0.384	1.00
Methyl tert-butyl ether	U		0.367	1.00
Naphthalene	U		1.00	5.00
Toluene	U		0.412	1.00
Xylenes, Total	U		1.06	3.00
(S) Toluene-d8	104			80.0-120
(S) 4-Bromofluorobenzene	101			77.0-126
(S) 1,2-Dichloroethane-d4	102			70.0-130

Laboratory Control Sample (LCS)

(LCS) R3414576-1 05/23/19 21:35

Analyte	Spike Amount	LCS Result	LCS Rec.	Rec. Limits	LCS Qualifier
	ug/l	ug/l	%	%	
Benzene	25.0	24.2	97.0	70.0-130	
1,2-Dichloroethane	25.0	22.8	91.1	70.0-130	
Ethylbenzene	25.0	21.4	85.7	70.0-130	
Methyl tert-butyl ether	25.0	21.0	84.2	70.0-130	
Naphthalene	25.0	24.8	99.2	70.0-130	
Toluene	25.0	22.4	89.6	70.0-130	
Xylenes, Total	75.0	81.4	109	70.0-130	
(S) Toluene-d8			106	80.0-120	
(S) 4-Bromofluorobenzene			99.3	77.0-126	
(S) 1,2-Dichloroethane-d4			93.8	70.0-130	

1 Cp

2 Tc

3 Ss

4 Cn

5 Sr

6 Qc

7 Gl

8 Al

9 Sc



Method Blank (MB)

(MB) R3414995-3 05/24/19 17:29

Analyte	MB Result	MB Qualifier	MB MDL	MB RDL
	ug/l		ug/l	ug/l
Benzene	U		0.331	1.00
Toluene	U		0.412	1.00
Xylenes, Total	U		1.06	3.00
(S) Toluene-d8	109			80.0-120
(S) 4-Bromofluorobenzene	99.1			77.0-126
(S) 1,2-Dichloroethane-d4	94.7			70.0-130

1 Cp

2 Tc

3 Ss

4 Cn

5 Sr

Laboratory Control Sample (LCS) • Laboratory Control Sample Duplicate (LCSD)

(LCS) R3414995-1 05/24/19 16:30 • (LCSD) R3414995-2 05/24/19 16:50

Analyte	Spike Amount	LCS Result	LCSD Result	LCS Rec.	LCSD Rec.	Rec. Limits	LCS Qualifier	LCSD Qualifier	RPD	RPD Limits
	ug/l	ug/l	ug/l	%	%	%			%	%
Benzene	25.0	23.9	23.3	95.8	93.4	70.0-130			2.55	20
Toluene	25.0	24.6	24.2	98.4	96.7	70.0-130			1.74	20
Xylenes, Total	75.0	73.9	73.1	98.5	97.5	70.0-130			1.09	20
(S) Toluene-d8				107	107	80.0-120				
(S) 4-Bromofluorobenzene				100	98.7	77.0-126				
(S) 1,2-Dichloroethane-d4				106	96.2	70.0-130				

6 Qc

7 Gl

8 Al

9 Sc



Method Blank (MB)

(MB) R3415080-3 05/26/19 05:13

Analyte	MB Result	MB Qualifier	MB MDL	MB RDL
	ug/l		ug/l	ug/l
Benzene	U		0.331	1.00
Ethylbenzene	U		0.384	1.00
Toluene	U		0.412	1.00
Xylenes, Total	U		1.06	3.00
(S) Toluene-d8	107			80.0-120
(S) 4-Bromofluorobenzene	98.2			77.0-126
(S) 1,2-Dichloroethane-d4	95.5			70.0-130

1 Cp

2 Tc

3 Ss

4 Cn

5 Sr

Laboratory Control Sample (LCS) • Laboratory Control Sample Duplicate (LCSD)

(LCS) R3415080-1 05/26/19 03:54 • (LCSD) R3415080-2 05/26/19 04:14

Analyte	Spike Amount	LCS Result	LCSD Result	LCS Rec.	LCSD Rec.	Rec. Limits	LCS Qualifier	LCSD Qualifier	RPD	RPD Limits
	ug/l	ug/l	ug/l	%	%	%			%	%
Benzene	25.0	24.7	23.5	98.8	94.2	70.0-130			4.76	20
Ethylbenzene	25.0	26.5	24.8	106	99.1	70.0-130			6.93	20
Toluene	25.0	25.4	24.0	102	96.2	70.0-130			5.45	20
Xylenes, Total	75.0	77.0	72.7	103	96.9	70.0-130			5.74	20
(S) Toluene-d8				109	107	80.0-120				
(S) 4-Bromofluorobenzene				98.4	99.7	77.0-126				
(S) 1,2-Dichloroethane-d4				95.6	104	70.0-130				

6 Qc

7 Gl

8 Al

9 Sc



Guide to Reading and Understanding Your Laboratory Report

The information below is designed to better explain the various terms used in your report of analytical results from the Laboratory. This is not intended as a comprehensive explanation, and if you have additional questions please contact your project representative.

Abbreviations and Definitions

MDL	Method Detection Limit.
ND	Not detected at the Reporting Limit (or MDL where applicable).
RDL	Reported Detection Limit.
Rec.	Recovery.
RPD	Relative Percent Difference.
SDG	Sample Delivery Group.
(S)	Surrogate (Surrogate Standard) - Analytes added to every blank, sample, Laboratory Control Sample/Duplicate and Matrix Spike/Duplicate; used to evaluate analytical efficiency by measuring recovery. Surrogates are not expected to be detected in all environmental media.
U	Not detected at the Reporting Limit (or MDL where applicable).
Analyte	The name of the particular compound or analysis performed. Some Analyses and Methods will have multiple analytes reported.
Dilution	If the sample matrix contains an interfering material, the sample preparation volume or weight values differ from the standard, or if concentrations of analytes in the sample are higher than the highest limit of concentration that the laboratory can accurately report, the sample may be diluted for analysis. If a value different than 1 is used in this field, the result reported has already been corrected for this factor.
Limits	These are the target % recovery ranges or % difference value that the laboratory has historically determined as normal for the method and analyte being reported. Successful QC Sample analysis will target all analytes recovered or duplicated within these ranges.
Qualifier	This column provides a letter and/or number designation that corresponds to additional information concerning the result reported. If a Qualifier is present, a definition per Qualifier is provided within the Glossary and Definitions page and potentially a discussion of possible implications of the Qualifier in the Case Narrative if applicable.
Result	The actual analytical final result (corrected for any sample specific characteristics) reported for your sample. If there was no measurable result returned for a specific analyte, the result in this column may state "ND" (Not Detected) or "BDL" (Below Detectable Levels). The information in the results column should always be accompanied by either an MDL (Method Detection Limit) or RDL (Reporting Detection Limit) that defines the lowest value that the laboratory could detect or report for this analyte.
Uncertainty (Radiochemistry)	Confidence level of 2 sigma.
Case Narrative (Cn)	A brief discussion about the included sample results, including a discussion of any non-conformances to protocol observed either at sample receipt by the laboratory from the field or during the analytical process. If present, there will be a section in the Case Narrative to discuss the meaning of any data qualifiers used in the report.
Quality Control Summary (Qc)	This section of the report includes the results of the laboratory quality control analyses required by procedure or analytical methods to assist in evaluating the validity of the results reported for your samples. These analyses are not being performed on your samples typically, but on laboratory generated material.
Sample Chain of Custody (Sc)	This is the document created in the field when your samples were initially collected. This is used to verify the time and date of collection, the person collecting the samples, and the analyses that the laboratory is requested to perform. This chain of custody also documents all persons (excluding commercial shippers) that have had control or possession of the samples from the time of collection until delivery to the laboratory for analysis.
Sample Results (Sr)	This section of your report will provide the results of all testing performed on your samples. These results are provided by sample ID and are separated by the analyses performed on each sample. The header line of each analysis section for each sample will provide the name and method number for the analysis reported.
Sample Summary (Ss)	This section of the Analytical Report defines the specific analyses performed for each sample ID, including the dates and times of preparation and/or analysis.

Qualifier Description

The remainder of this page intentionally left blank, there are no qualifiers applied to this SDG.

1 Cp

2 Tc

3 Ss

4 Cn

5 Sr

6 Qc

7 Gl

8 Al

9 Sc



Pace National is the only environmental laboratory accredited/certified to support your work nationwide from one location. One phone call, one point of contact, one laboratory. No other lab is as accessible or prepared to handle your needs throughout the country. Our capacity and capability from our single location laboratory is comparable to the collective totals of the network laboratories in our industry. The most significant benefit to our one location design is the design of our laboratory campus. The model is conducive to accelerated productivity, decreasing turn-around time, and preventing cross contamination, thus protecting sample integrity. Our focus on premium quality and prompt service allows us to be YOUR LAB OF CHOICE.

* Not all certifications held by the laboratory are applicable to the results reported in the attached report.
 * Accreditation is only applicable to the test methods specified on each scope of accreditation held by Pace National.

State Accreditations

Alabama	40660	Nebraska	NE-OS-15-05
Alaska	17-026	Nevada	TN-03-2002-34
Arizona	AZ0612	New Hampshire	2975
Arkansas	88-0469	New Jersey-NELAP	TN002
California	2932	New Mexico ¹	n/a
Colorado	TN00003	New York	11742
Connecticut	PH-0197	North Carolina	Env375
Florida	E87487	North Carolina ¹	DW21704
Georgia	NELAP	North Carolina ³	41
Georgia ¹	923	North Dakota	R-140
Idaho	TN00003	Ohio-VAP	CL0069
Illinois	200008	Oklahoma	9915
Indiana	C-TN-01	Oregon	TN200002
Iowa	364	Pennsylvania	68-02979
Kansas	E-10277	Rhode Island	LA000356
Kentucky ^{1,6}	90010	South Carolina	84004
Kentucky ²	16	South Dakota	n/a
Louisiana	AI30792	Tennessee ^{1,4}	2006
Louisiana ¹	LA180010	Texas	T104704245-18-15
Maine	TN0002	Texas ⁵	LAB0152
Maryland	324	Utah	TN00003
Massachusetts	M-TN003	Vermont	VT2006
Michigan	9958	Virginia	460132
Minnesota	047-999-395	Washington	C847
Mississippi	TN00003	West Virginia	233
Missouri	340	Wisconsin	9980939910
Montana	CERT0086	Wyoming	A2LA

Third Party Federal Accreditations

A2LA – ISO 17025	1461.01	AIHA-LAP,LLC EMLAP	100789
A2LA – ISO 17025 ⁵	1461.02	DOD	1461.01
Canada	1461.01	USDA	P330-15-00234
EPA-Crypto	TN00003		

¹ Drinking Water ² Underground Storage Tanks ³ Aquatic Toxicity ⁴ Chemical/Microbiological ⁵ Mold ⁶ Wastewater n/a Accreditation not applicable

Our Locations

Pace National has sixty-four client support centers that provide sample pickup and/or the delivery of sampling supplies. If you would like assistance from one of our support offices, please contact our main office. Pace National performs all testing at our central laboratory.



1 Cp

2 Tc

3 Ss

4 Cn





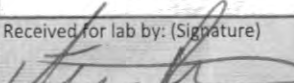
5 Sr

6 Qc

7 Gl

8 Al

9 Sc

Kinder Morgan- Atlanta, GA 6600 Peachtree Dunwoody Road 400 Embassy Row - Suite 600 Atlanta, GA 30328		Billing Information: Accounts Payable 1000 Windward Concourse Ste 450 Alpharetta, GA 30005		Chain of Custody Page 1 of 3  12065 Lebanon Rd Mount Juliet, TN 37122 Phone: 615-758-5858 Phone: 800-767-5859 Fax: 615-758-5859							
		Report to: Bethany Garvey		Email To: bethany.garvey@jacobs.com; tom.wiley@jacobs.com							
Project Description: Lewis Drive Groundwater		City/State Collected:		Analysis / Container / Preservative V8260BTEXMNSC 40m/Amb-HCl V8260BTEXMNSC-TB 40m/Amb-HCl-Bik							
Phone: 770-604-9182 Fax:		Client Project # D3161400				Lab Project # KINCH2MGA-LEWIS12					
Collected by (print): TYLER L. HALL		Site/Facility ID # LEWIS DRIVE		P.O. #							
Collected by (signature): 		Rush? (Lab MUST Be Notified) <input type="checkbox"/> Same Day <input type="checkbox"/> Five Day <input type="checkbox"/> Next Day <input type="checkbox"/> 5 Day (Rad Only) <input type="checkbox"/> Two Day <input type="checkbox"/> 10 Day (Rad Only) <input type="checkbox"/> Three Day		Quote # STANDARD Date Results Needed							
Immediately Packed on Ice N <input type="checkbox"/> Y <input checked="" type="checkbox"/>		No. of Cntrs		Date Results Needed							
Sample ID	Comp/Grab	Matrix *	Depth	Date	Time	Cntrs	Remarks		Sample # (lab only)		
MW-17B-051419	G	GW		5-14-19	1015	3	X			-01	
MW-46-051419		GW			1125	3	X			-02	
MW-23-051419		GW			1230	3	X			-03	
MW-23-D-051419		GW			1235	3	X			-04	
MW-40-051419		GW			1600	3	X			-05	
MW-54-051519		GW		5-15-19	0920	3	X			-06	
MW-53-051519		GW			0930	3	X			-07	
MW-07-051519		GW			0945	3	X			-08	
MW-55-051519		GW			1010	3	X			-09	
MW-36-051519		GW			1020	3	X			-10	
* Matrix: SS - Soil AIR - Air F - Filter GW - Groundwater B - Bioassay WW - WasteWater DW - Drinking Water OT - Other		Remarks: V8260BTEXMNSC = BTEX, MTBE, Naphthalene, 1,2-DCA.				pH _____ Temp _____ Flow _____ Other _____		Sample Receipt Checklist COC Seal Present/Intact: <input type="checkbox"/> NP <input checked="" type="checkbox"/> Y <input type="checkbox"/> N COC Signed/Accurate: <input checked="" type="checkbox"/> Y <input type="checkbox"/> N Bottles arrive intact: <input checked="" type="checkbox"/> Y <input type="checkbox"/> N Correct bottles used: <input checked="" type="checkbox"/> Y <input type="checkbox"/> N Sufficient volume sent: <input checked="" type="checkbox"/> Y <input type="checkbox"/> N If Applicable VOA Zero Headspace: <input checked="" type="checkbox"/> Y <input type="checkbox"/> N Preservation Correct/Checked: <input checked="" type="checkbox"/> Y <input type="checkbox"/> N			
Samples returned via: <input type="checkbox"/> UPS <input checked="" type="checkbox"/> FedEx <input type="checkbox"/> Courier		Tracking # 1023 1350 3712				Trip Blank Received: Yes/No <input type="checkbox"/> Yes <input checked="" type="checkbox"/> No HCl/ MeOH TBR		Temp: 6°C Bottles Received: 81 If preservation required by Login: Date/Time			
Relinquished by: (Signature) 		Date: 5-15-19		Time: 1700		Received by: (Signature) 		Date: 5-16-19		Time: 8:45	
Relinquished by: (Signature)		Date:		Time:		Received by: (Signature)		Date:		Time:	
Relinquished by: (Signature)		Date:		Time:		Received for lab by: (Signature) 		Date:		Time:	

Kinder Morgan- Atlanta, GA

6600 Peachtree Dunwoody Road
400 Embassy Row - Suite 600
Atlanta GA 30328

Report to:
Bethany Garvey

Project Description: **Lewis Drive Groundwater**

Phone: **770-604-9182**
Fax:

Client Project #
D3161400

Collected by (print):
Tyler Haw

Site/Facility ID #

Collected by (signature):
Tyler Haw

Rush? (Lab MUST Be Notified)
 Same Day Five Day
 Next Day 5 Day (Rad Only)
 Two Day 10 Day (Rad Only)
 Three Day

Immediately Packed on Ice N Y

Quote #
STANDARD

Sample ID	Comp/Grab	Matrix *	Depth	Date	Time	No. of Cntrs	Pres Chk	Analysis / Container / Preservative
MW-36-D-051519	G	GW		5-15-19	1025	3	X	V8260BTEXMNSC 40m/Amb-HCl
MW-20-051519		GW			1105	3	X	V8260BTEXMNSC-TB 40mIAmb-HCl-BIK
MW-56-051519		GW			1120	3	X	
MW-57-051519		GW			1125	3	X	
MW-57-D-051519		GW			1130	3	X	
MW-26-051519		GW			1140	3	X	
MW-51-051519		GW			1460	3	X	
MW-52-051519		GW			1410	3	X	
MW-15B-051519		GW			1425	3	X	
MW-39-051519	↓	GW		↓	1440	3	X	

RAD SCREEN: <0.5 mR/hr

* Matrix:
 SS - Soil AIR - Air F - Filter
 GW - Groundwater B - Bioassay
 WW - WasteWater
 DW - Drinking Water
 OT - Other

Remarks: V8260BTEXMNSC = BTEX, MTBE, Naphthalene, 1,2-DCA.

Samples returned via:
 UPS FedEx Courier

Tracking # **Same**

pH _____ Temp _____
 Flow _____ Other _____

Sample Receipt Checklist
 COC Seal Present/Intact: NP Y N
 COC Signed/Accurate: Y N
 Bottles arrive intact: Y N
 Correct bottles used: Y N
 Sufficient volume sent: Y N
 If Applicable
 VOA Zero Headspace: Y N
 Preservation Correct/Checked: Y N

Relinquished by: (Signature)
Tyler Haw

Date: **5-15-19** Time: **1700**

Received by: (Signature)

Trip Blank Received: Yes No
 HCl / MeoH
 TBR

Relinquished by: (Signature)

Date: _____ Time: _____

Received by: (Signature)

Temp: _____ °C Bottles Received: **11±0 = 11 PM 81**

If preservation required by Login: Date/Time

Relinquished by: (Signature)

Date: _____ Time: _____

Received for lab by: (Signature)
[Signature]

Date: **5-16-19** Time: **8:45**

Hold: _____ Condition: **NCF / OK**



12065 Lebanon Rd
Mount Juliet, TN 37122
Phone: 615-758-5858
Phone: 800-767-5859
Fax: 615-758-5859



L# **L1099507**

Table #

Acctnum: **KINCH2MGA**

Template: **T131319**

Prelogin: **P708636**

TSR: **526 - Chris McCord**

PB: **5-9-19 mg**

Shipped Via: **FedEX Standard**

Remarks | Sample # (lab only)

-11
-12
-13
-14
-15
-16
-17
-18
-19
20

Kinder Morgan- Atlanta, GA


Sample Delivery Group: L1105537
Samples Received: 06/05/2019
Project Number: D3161400.B.PN.GEN.1D
Description: Lewis Drive Groundwater
Site: LEWIS DRIVE
Report To: Bethany Garvey
6600 Peachtree Dunwoody Road
400 Embassy Row - Suite 600
Atlanta, GA 30328

Entire Report Reviewed By:



Chris McCord
Project Manager

Results relate only to the items tested or calibrated and are reported as rounded values. This test report shall not be reproduced, except in full, without written approval of the laboratory. Where applicable, sampling conducted by Pace National is performed per guidance provided in laboratory standard operating procedures: 060302, 060303, and 060304.





Cp: Cover Page 1

Tc: Table of Contents 2

Ss: Sample Summary 3

Cn: Case Narrative 6

Sr: Sample Results 7

 MW-44-060419 L1105537-01 7

 MW-44B-060419 L1105537-02 8

 MW-08-060419 L1105537-03 9

 MW-18-060419 L1105537-04 10

 MW-16-060419 L1105537-05 11

 MW-07-060419 L1105537-06 12

 MW-06B-060419 L1105537-07 13

 MW-06-060419 L1105537-08 14

 MW-09B-060419 L1105537-09 15

 MW-09-060419 L1105537-10 16

 MW-02-060419 L1105537-11 17

 MW-02B-060419 L1105537-12 18

 MW-05-060419 L1105537-13 19

 MW-04-060419 L1105537-14 20

 MW-30-060419 L1105537-15 21

 MW-03-060419 L1105537-16 22

 MW-32-060419 L1105537-17 23

 MW-10-060419 L1105537-18 24

 MW-36-060419 L1105537-19 25

 MW-36-D-060419 L1105537-20 26

 MW-36B-060419 L1105537-21 27

 EB01-060419 L1105537-22 28

 TB01-060419 L1105537-23 29

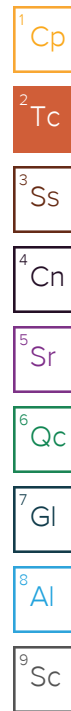
Qc: Quality Control Summary 30

 Volatile Organic Compounds (GC/MS) by Method 8260B 30

Gl: Glossary of Terms 33

Al: Accreditations & Locations 34

Sc: Sample Chain of Custody 35



SAMPLE SUMMARY



MW-44-060419 L1105537-01 GW

Collected by
Melissa Warren

Collected date/time
06/04/19 09:05

Received date/time
06/05/19 08:45

Method	Batch	Dilution	Preparation date/time	Analysis date/time	Analyst	Location
Volatile Organic Compounds (GC/MS) by Method 8260B	WG1293338	1	06/08/19 22:07	06/08/19 22:07	BMB	Mt. Juliet, TN

1 Cp

2 Tc

MW-44B-060419 L1105537-02 GW

Collected by
Melissa Warren

Collected date/time
06/04/19 09:20

Received date/time
06/05/19 08:45

Method	Batch	Dilution	Preparation date/time	Analysis date/time	Analyst	Location
Volatile Organic Compounds (GC/MS) by Method 8260B	WG1293338	1	06/08/19 22:27	06/08/19 22:27	BMB	Mt. Juliet, TN

3 Ss

4 Cn

MW-08-060419 L1105537-03 GW

Collected by
Melissa Warren

Collected date/time
06/04/19 10:00

Received date/time
06/05/19 08:45

Method	Batch	Dilution	Preparation date/time	Analysis date/time	Analyst	Location
Volatile Organic Compounds (GC/MS) by Method 8260B	WG1293338	1	06/08/19 22:47	06/08/19 22:47	BMB	Mt. Juliet, TN

5 Sr

6 Qc

7 Gl

MW-18-060419 L1105537-04 GW

Collected by
Melissa Warren

Collected date/time
06/04/19 10:20

Received date/time
06/05/19 08:45

Method	Batch	Dilution	Preparation date/time	Analysis date/time	Analyst	Location
Volatile Organic Compounds (GC/MS) by Method 8260B	WG1293338	1	06/08/19 23:06	06/08/19 23:06	BMB	Mt. Juliet, TN

8 Al

9 Sc

MW-16-060419 L1105537-05 GW

Collected by
Melissa Warren

Collected date/time
06/04/19 10:30

Received date/time
06/05/19 08:45

Method	Batch	Dilution	Preparation date/time	Analysis date/time	Analyst	Location
Volatile Organic Compounds (GC/MS) by Method 8260B	WG1293338	1	06/08/19 23:26	06/08/19 23:26	BMB	Mt. Juliet, TN

MW-07-060419 L1105537-06 GW

Collected by
Melissa Warren

Collected date/time
06/04/19 10:45

Received date/time
06/05/19 08:45

Method	Batch	Dilution	Preparation date/time	Analysis date/time	Analyst	Location
Volatile Organic Compounds (GC/MS) by Method 8260B	WG1293338	1	06/08/19 23:46	06/08/19 23:46	BMB	Mt. Juliet, TN
Volatile Organic Compounds (GC/MS) by Method 8260B	WG1294550	50	06/12/19 10:38	06/12/19 10:38	BMB	Mt. Juliet, TN

MW-06B-060419 L1105537-07 GW

Collected by
Melissa Warren

Collected date/time
06/04/19 10:55

Received date/time
06/05/19 08:45

Method	Batch	Dilution	Preparation date/time	Analysis date/time	Analyst	Location
Volatile Organic Compounds (GC/MS) by Method 8260B	WG1293338	1	06/09/19 00:06	06/09/19 00:06	BMB	Mt. Juliet, TN
Volatile Organic Compounds (GC/MS) by Method 8260B	WG1294550	1	06/12/19 11:00	06/12/19 11:00	BMB	Mt. Juliet, TN

MW-06-060419 L1105537-08 GW

Collected by
Melissa Warren

Collected date/time
06/04/19 11:05

Received date/time
06/05/19 08:45

Method	Batch	Dilution	Preparation date/time	Analysis date/time	Analyst	Location
Volatile Organic Compounds (GC/MS) by Method 8260B	WG1293338	1	06/09/19 00:26	06/09/19 00:26	BMB	Mt. Juliet, TN

SAMPLE SUMMARY



MW-09B-060419 L1105537-09 GW

Collected by: Melissa Warren
 Collected date/time: 06/04/19 11:20
 Received date/time: 06/05/19 08:45

Method	Batch	Dilution	Preparation date/time	Analysis date/time	Analyst	Location
Volatile Organic Compounds (GC/MS) by Method 8260B	WG1293338	1	06/09/19 00:46	06/09/19 00:46	BMB	Mt. Juliet, TN

1 Cp

2 Tc

3 Ss

MW-09-060419 L1105537-10 GW

Collected by: Melissa Warren
 Collected date/time: 06/04/19 13:10
 Received date/time: 06/05/19 08:45

Method	Batch	Dilution	Preparation date/time	Analysis date/time	Analyst	Location
Volatile Organic Compounds (GC/MS) by Method 8260B	WG1293338	1	06/09/19 01:06	06/09/19 01:06	BMB	Mt. Juliet, TN

4 Cn

5 Sr

MW-02-060419 L1105537-11 GW

Collected by: Melissa Warren
 Collected date/time: 06/04/19 13:25
 Received date/time: 06/05/19 08:45

Method	Batch	Dilution	Preparation date/time	Analysis date/time	Analyst	Location
Volatile Organic Compounds (GC/MS) by Method 8260B	WG1293338	1	06/09/19 01:26	06/09/19 01:26	BMB	Mt. Juliet, TN

6 Qc

7 Gl

MW-02B-060419 L1105537-12 GW

Collected by: Melissa Warren
 Collected date/time: 06/04/19 13:35
 Received date/time: 06/05/19 08:45

Method	Batch	Dilution	Preparation date/time	Analysis date/time	Analyst	Location
Volatile Organic Compounds (GC/MS) by Method 8260B	WG1293338	1	06/09/19 01:46	06/09/19 01:46	BMB	Mt. Juliet, TN

8 Al

9 Sc

MW-05-060419 L1105537-13 GW

Collected by: Melissa Warren
 Collected date/time: 06/04/19 14:05
 Received date/time: 06/05/19 08:45

Method	Batch	Dilution	Preparation date/time	Analysis date/time	Analyst	Location
Volatile Organic Compounds (GC/MS) by Method 8260B	WG1293338	1	06/09/19 02:06	06/09/19 02:06	BMB	Mt. Juliet, TN

MW-04-060419 L1105537-14 GW

Collected by: Melissa Warren
 Collected date/time: 06/04/19 14:20
 Received date/time: 06/05/19 08:45

Method	Batch	Dilution	Preparation date/time	Analysis date/time	Analyst	Location
Volatile Organic Compounds (GC/MS) by Method 8260B	WG1293338	1	06/09/19 02:26	06/09/19 02:26	BMB	Mt. Juliet, TN

MW-30-060419 L1105537-15 GW

Collected by: Melissa Warren
 Collected date/time: 06/04/19 15:00
 Received date/time: 06/05/19 08:45

Method	Batch	Dilution	Preparation date/time	Analysis date/time	Analyst	Location
Volatile Organic Compounds (GC/MS) by Method 8260B	WG1293338	1	06/09/19 02:45	06/09/19 02:45	BMB	Mt. Juliet, TN

MW-03-060419 L1105537-16 GW

Collected by: Melissa Warren
 Collected date/time: 06/04/19 15:15
 Received date/time: 06/05/19 08:45

Method	Batch	Dilution	Preparation date/time	Analysis date/time	Analyst	Location
Volatile Organic Compounds (GC/MS) by Method 8260B	WG1293338	1	06/09/19 03:05	06/09/19 03:05	BMB	Mt. Juliet, TN

SAMPLE SUMMARY



MW-32-060419 L1105537-17 GW

Collected by
Melissa Warren

Collected date/time
06/04/19 15:25

Received date/time
06/05/19 08:45

Method	Batch	Dilution	Preparation date/time	Analysis date/time	Analyst	Location
Volatile Organic Compounds (GC/MS) by Method 8260B	WG1293338	1	06/09/19 03:25	06/09/19 03:25	BMB	Mt. Juliet, TN

1 Cp

2 Tc

3 Ss

4 Cn

5 Sr

6 Qc

7 Gl

8 Al

9 Sc

MW-10-060419 L1105537-18 GW

Collected by
Melissa Warren

Collected date/time
06/04/19 15:40

Received date/time
06/05/19 08:45

Method	Batch	Dilution	Preparation date/time	Analysis date/time	Analyst	Location
Volatile Organic Compounds (GC/MS) by Method 8260B	WG1293338	1	06/09/19 03:45	06/09/19 03:45	BMB	Mt. Juliet, TN

MW-36-060419 L1105537-19 GW

Collected by
Melissa Warren

Collected date/time
06/04/19 16:00

Received date/time
06/05/19 08:45

Method	Batch	Dilution	Preparation date/time	Analysis date/time	Analyst	Location
Volatile Organic Compounds (GC/MS) by Method 8260B	WG1293338	1	06/09/19 04:05	06/09/19 04:05	BMB	Mt. Juliet, TN
Volatile Organic Compounds (GC/MS) by Method 8260B	WG1294550	25	06/12/19 11:22	06/12/19 11:22	BMB	Mt. Juliet, TN

MW-36-D-060419 L1105537-20 GW

Collected by
Melissa Warren

Collected date/time
06/04/19 16:01

Received date/time
06/05/19 08:45

Method	Batch	Dilution	Preparation date/time	Analysis date/time	Analyst	Location
Volatile Organic Compounds (GC/MS) by Method 8260B	WG1293338	1	06/09/19 04:25	06/09/19 04:25	BMB	Mt. Juliet, TN
Volatile Organic Compounds (GC/MS) by Method 8260B	WG1294550	25	06/12/19 11:43	06/12/19 11:43	BMB	Mt. Juliet, TN

MW-36B-060419 L1105537-21 GW

Collected by
Melissa Warren

Collected date/time
06/04/19 16:10

Received date/time
06/05/19 08:45

Method	Batch	Dilution	Preparation date/time	Analysis date/time	Analyst	Location
Volatile Organic Compounds (GC/MS) by Method 8260B	WG1293342	1	06/09/19 06:44	06/09/19 06:44	ACG	Mt. Juliet, TN

EB01-060419 L1105537-22 GW

Collected by
Melissa Warren

Collected date/time
06/04/19 16:30

Received date/time
06/05/19 08:45

Method	Batch	Dilution	Preparation date/time	Analysis date/time	Analyst	Location
Volatile Organic Compounds (GC/MS) by Method 8260B	WG1293342	1	06/09/19 07:04	06/09/19 07:04	ACG	Mt. Juliet, TN

TB01-060419 L1105537-23 GW

Collected by
Melissa Warren

Collected date/time
06/04/19 16:35

Received date/time
06/05/19 08:45

Method	Batch	Dilution	Preparation date/time	Analysis date/time	Analyst	Location
Volatile Organic Compounds (GC/MS) by Method 8260B	WG1293342	1	06/09/19 06:24	06/09/19 06:24	ACG	Mt. Juliet, TN



All sample aliquots were received at the correct temperature, in the proper containers, with the appropriate preservatives, and within method specified holding times, unless qualified or notated within the report. Where applicable, all MDL (LOD) and RDL (LOQ) values reported for environmental samples have been corrected for the dilution factor used in the analysis. All Method and Batch Quality Control are within established criteria except where addressed in this case narrative, a non-conformance form or properly qualified within the sample results. By my digital signature below, I affirm to the best of my knowledge, all problems/anomalies observed by the laboratory as having the potential to affect the quality of the data have been identified by the laboratory, and no information or data have been knowingly withheld that would affect the quality of the data.

Chris McCord
Project Manager

- ¹ Cp
- ² Tc
- ³ Ss
- ⁴ Cn
- ⁵ Sr
- ⁶ Qc
- ⁷ Gl
- ⁸ Al
- ⁹ Sc



Volatile Organic Compounds (GC/MS) by Method 8260B

Analyte	Result	Qualifier	RDL	Dilution	Analysis date / time	Batch
Benzene	ND		1.00	1	06/08/2019 22:07	WG1293338
Toluene	ND		1.00	1	06/08/2019 22:07	WG1293338
Ethylbenzene	ND		1.00	1	06/08/2019 22:07	WG1293338
Total Xylenes	ND		3.00	1	06/08/2019 22:07	WG1293338
Methyl tert-butyl ether	ND		1.00	1	06/08/2019 22:07	WG1293338
Naphthalene	ND		5.00	1	06/08/2019 22:07	WG1293338
1,2-Dichloroethane	ND		1.00	1	06/08/2019 22:07	WG1293338
(S) Toluene-d8	98.4		80.0-120		06/08/2019 22:07	WG1293338
(S) 4-Bromofluorobenzene	95.5		77.0-126		06/08/2019 22:07	WG1293338
(S) 1,2-Dichloroethane-d4	90.0		70.0-130		06/08/2019 22:07	WG1293338

- 1 Cp
- 2 Tc
- 3 Ss
- 4 Cn
- 5 Sr
- 6 Qc
- 7 Gl
- 8 Al
- 9 Sc



Volatile Organic Compounds (GC/MS) by Method 8260B

Analyte	Result	Qualifier	RDL	Dilution	Analysis date / time	Batch
Benzene	ND		1.00	1	06/08/2019 22:27	WG1293338
Toluene	ND		1.00	1	06/08/2019 22:27	WG1293338
Ethylbenzene	ND		1.00	1	06/08/2019 22:27	WG1293338
Total Xylenes	ND		3.00	1	06/08/2019 22:27	WG1293338
Methyl tert-butyl ether	ND		1.00	1	06/08/2019 22:27	WG1293338
Naphthalene	ND		5.00	1	06/08/2019 22:27	WG1293338
1,2-Dichloroethane	ND		1.00	1	06/08/2019 22:27	WG1293338
(S) Toluene-d8	103		80.0-120		06/08/2019 22:27	WG1293338
(S) 4-Bromofluorobenzene	97.7		77.0-126		06/08/2019 22:27	WG1293338
(S) 1,2-Dichloroethane-d4	88.4		70.0-130		06/08/2019 22:27	WG1293338

1 Cp

2 Tc

3 Ss

4 Cn

5 Sr

6 Qc

7 Gl

8 Al

9 Sc



Volatile Organic Compounds (GC/MS) by Method 8260B

Analyte	Result	Qualifier	RDL	Dilution	Analysis date / time	Batch
Benzene	ND		1.00	1	06/08/2019 22:47	WG1293338
Toluene	ND		1.00	1	06/08/2019 22:47	WG1293338
Ethylbenzene	ND		1.00	1	06/08/2019 22:47	WG1293338
Total Xylenes	ND		3.00	1	06/08/2019 22:47	WG1293338
Methyl tert-butyl ether	ND		1.00	1	06/08/2019 22:47	WG1293338
Naphthalene	ND		5.00	1	06/08/2019 22:47	WG1293338
1,2-Dichloroethane	ND		1.00	1	06/08/2019 22:47	WG1293338
(S) Toluene-d8	104		80.0-120		06/08/2019 22:47	WG1293338
(S) 4-Bromofluorobenzene	99.3		77.0-126		06/08/2019 22:47	WG1293338
(S) 1,2-Dichloroethane-d4	89.9		70.0-130		06/08/2019 22:47	WG1293338

- 1 Cp
- 2 Tc
- 3 Ss
- 4 Cn
- 5 Sr
- 6 Qc
- 7 Gl
- 8 Al
- 9 Sc



Volatile Organic Compounds (GC/MS) by Method 8260B

Analyte	Result ug/l	Qualifier	RDL ug/l	Dilution	Analysis date / time	Batch
Benzene	1.46		1.00	1	06/08/2019 23:06	WG1293338
Toluene	20.9		1.00	1	06/08/2019 23:06	WG1293338
Ethylbenzene	2.92		1.00	1	06/08/2019 23:06	WG1293338
Total Xylenes	42.0		3.00	1	06/08/2019 23:06	WG1293338
Methyl tert-butyl ether	13.6		1.00	1	06/08/2019 23:06	WG1293338
Naphthalene	87.5		5.00	1	06/08/2019 23:06	WG1293338
1,2-Dichloroethane	2.36		1.00	1	06/08/2019 23:06	WG1293338
(S) Toluene-d8	99.9		80.0-120		06/08/2019 23:06	WG1293338
(S) 4-Bromofluorobenzene	99.7		77.0-126		06/08/2019 23:06	WG1293338
(S) 1,2-Dichloroethane-d4	88.3		70.0-130		06/08/2019 23:06	WG1293338

- 1 Cp
- 2 Tc
- 3 Ss
- 4 Cn
- 5 Sr
- 6 Qc
- 7 Gl
- 8 Al
- 9 Sc



Volatile Organic Compounds (GC/MS) by Method 8260B

Analyte	Result	Qualifier	RDL	Dilution	Analysis date / time	Batch
Benzene	9.56		1.00	1	06/08/2019 23:26	WG1293338
Toluene	78.9		1.00	1	06/08/2019 23:26	WG1293338
Ethylbenzene	15.4		1.00	1	06/08/2019 23:26	WG1293338
Total Xylenes	162		3.00	1	06/08/2019 23:26	WG1293338
Methyl tert-butyl ether	ND		1.00	1	06/08/2019 23:26	WG1293338
Naphthalene	192		5.00	1	06/08/2019 23:26	WG1293338
1,2-Dichloroethane	1.06		1.00	1	06/08/2019 23:26	WG1293338
(S) Toluene-d8	96.8		80.0-120		06/08/2019 23:26	WG1293338
(S) 4-Bromofluorobenzene	96.8		77.0-126		06/08/2019 23:26	WG1293338
(S) 1,2-Dichloroethane-d4	98.5		70.0-130		06/08/2019 23:26	WG1293338

- 1 Cp
- 2 Tc
- 3 Ss
- 4 Cn
- 5 Sr
- 6 Qc
- 7 Gl
- 8 Al
- 9 Sc



Volatile Organic Compounds (GC/MS) by Method 8260B

Analyte	Result ug/l	Qualifier	RDL ug/l	Dilution	Analysis date / time	Batch
Benzene	1940		50.0	50	06/12/2019 10:38	WG1294550
Toluene	3390		50.0	50	06/12/2019 10:38	WG1294550
Ethylbenzene	168		1.00	1	06/08/2019 23:46	WG1293338
Total Xylenes	2740		150	50	06/12/2019 10:38	WG1294550
Methyl tert-butyl ether	ND		1.00	1	06/08/2019 23:46	WG1293338
Naphthalene	6.90		5.00	1	06/08/2019 23:46	WG1293338
1,2-Dichloroethane	ND		1.00	1	06/08/2019 23:46	WG1293338
(S) Toluene-d8	97.5		80.0-120		06/08/2019 23:46	WG1293338
(S) Toluene-d8	104		80.0-120		06/12/2019 10:38	WG1294550
(S) 4-Bromofluorobenzene	100		77.0-126		06/08/2019 23:46	WG1293338
(S) 4-Bromofluorobenzene	102		77.0-126		06/12/2019 10:38	WG1294550
(S) 1,2-Dichloroethane-d4	115		70.0-130		06/08/2019 23:46	WG1293338
(S) 1,2-Dichloroethane-d4	93.9		70.0-130		06/12/2019 10:38	WG1294550

- 1 Cp
- 2 Tc
- 3 Ss
- 4 Cn
- 5 Sr
- 6 Qc
- 7 Gl
- 8 Al
- 9 Sc



Volatile Organic Compounds (GC/MS) by Method 8260B

Analyte	Result	Qualifier	RDL	Dilution	Analysis date / time	Batch
Benzene	ND		1.00	1	06/09/2019 00:06	WG1293338
Toluene	4.53		1.00	1	06/12/2019 11:00	WG1294550
Ethylbenzene	ND		1.00	1	06/09/2019 00:06	WG1293338
Total Xylenes	ND		3.00	1	06/12/2019 11:00	WG1294550
Methyl tert-butyl ether	ND		1.00	1	06/09/2019 00:06	WG1293338
Naphthalene	ND		5.00	1	06/09/2019 00:06	WG1293338
1,2-Dichloroethane	ND		1.00	1	06/09/2019 00:06	WG1293338
(S) Toluene-d8	99.9		80.0-120		06/09/2019 00:06	WG1293338
(S) Toluene-d8	103		80.0-120		06/12/2019 11:00	WG1294550
(S) 4-Bromofluorobenzene	95.5		77.0-126		06/09/2019 00:06	WG1293338
(S) 4-Bromofluorobenzene	106		77.0-126		06/12/2019 11:00	WG1294550
(S) 1,2-Dichloroethane-d4	88.2		70.0-130		06/09/2019 00:06	WG1293338
(S) 1,2-Dichloroethane-d4	93.2		70.0-130		06/12/2019 11:00	WG1294550

- 1 Cp
- 2 Tc
- 3 Ss
- 4 Cn
- 5 Sr
- 6 Qc
- 7 Gl
- 8 Al
- 9 Sc



Volatile Organic Compounds (GC/MS) by Method 8260B

Analyte	Result	Qualifier	RDL	Dilution	Analysis date / time	Batch
Benzene	ND		1.00	1	06/09/2019 00:26	WG1293338
Toluene	ND		1.00	1	06/09/2019 00:26	WG1293338
Ethylbenzene	ND		1.00	1	06/09/2019 00:26	WG1293338
Total Xylenes	ND		3.00	1	06/09/2019 00:26	WG1293338
Methyl tert-butyl ether	ND		1.00	1	06/09/2019 00:26	WG1293338
Naphthalene	ND		5.00	1	06/09/2019 00:26	WG1293338
1,2-Dichloroethane	ND		1.00	1	06/09/2019 00:26	WG1293338
(S) Toluene-d8	105		80.0-120		06/09/2019 00:26	WG1293338
(S) 4-Bromofluorobenzene	99.9		77.0-126		06/09/2019 00:26	WG1293338
(S) 1,2-Dichloroethane-d4	88.9		70.0-130		06/09/2019 00:26	WG1293338

1 Cp

2 Tc

3 Ss

4 Cn

5 Sr

6 Qc

7 Gl

8 Al

9 Sc



Volatile Organic Compounds (GC/MS) by Method 8260B

Analyte	Result	Qualifier	RDL	Dilution	Analysis date / time	Batch
Benzene	ND		1.00	1	06/09/2019 00:46	WG1293338
Toluene	ND		1.00	1	06/09/2019 00:46	WG1293338
Ethylbenzene	ND		1.00	1	06/09/2019 00:46	WG1293338
Total Xylenes	ND		3.00	1	06/09/2019 00:46	WG1293338
Methyl tert-butyl ether	ND		1.00	1	06/09/2019 00:46	WG1293338
Naphthalene	ND		5.00	1	06/09/2019 00:46	WG1293338
1,2-Dichloroethane	ND		1.00	1	06/09/2019 00:46	WG1293338
(S) Toluene-d8	103		80.0-120		06/09/2019 00:46	WG1293338
(S) 4-Bromofluorobenzene	95.7		77.0-126		06/09/2019 00:46	WG1293338
(S) 1,2-Dichloroethane-d4	86.7		70.0-130		06/09/2019 00:46	WG1293338

- 1 Cp
- 2 Tc
- 3 Ss
- 4 Cn
- 5 Sr
- 6 Qc
- 7 Gl
- 8 Al
- 9 Sc



Volatile Organic Compounds (GC/MS) by Method 8260B

Analyte	Result	Qualifier	RDL	Dilution	Analysis date / time	Batch
Benzene	ND		1.00	1	06/09/2019 01:06	WG1293338
Toluene	1.66		1.00	1	06/09/2019 01:06	WG1293338
Ethylbenzene	ND		1.00	1	06/09/2019 01:06	WG1293338
Total Xylenes	ND		3.00	1	06/09/2019 01:06	WG1293338
Methyl tert-butyl ether	3.95		1.00	1	06/09/2019 01:06	WG1293338
Naphthalene	ND		5.00	1	06/09/2019 01:06	WG1293338
1,2-Dichloroethane	ND		1.00	1	06/09/2019 01:06	WG1293338
(S) Toluene-d8	106		80.0-120		06/09/2019 01:06	WG1293338
(S) 4-Bromofluorobenzene	100		77.0-126		06/09/2019 01:06	WG1293338
(S) 1,2-Dichloroethane-d4	92.9		70.0-130		06/09/2019 01:06	WG1293338

- 1 Cp
- 2 Tc
- 3 Ss
- 4 Cn
- 5 Sr
- 6 Qc
- 7 Gl
- 8 Al
- 9 Sc



Volatile Organic Compounds (GC/MS) by Method 8260B

Analyte	Result	Qualifier	RDL	Dilution	Analysis date / time	Batch
Benzene	ND		1.00	1	06/09/2019 01:26	WG1293338
Toluene	ND		1.00	1	06/09/2019 01:26	WG1293338
Ethylbenzene	ND		1.00	1	06/09/2019 01:26	WG1293338
Total Xylenes	ND		3.00	1	06/09/2019 01:26	WG1293338
Methyl tert-butyl ether	ND		1.00	1	06/09/2019 01:26	WG1293338
Naphthalene	ND		5.00	1	06/09/2019 01:26	WG1293338
1,2-Dichloroethane	ND		1.00	1	06/09/2019 01:26	WG1293338
(S) Toluene-d8	103		80.0-120		06/09/2019 01:26	WG1293338
(S) 4-Bromofluorobenzene	97.3		77.0-126		06/09/2019 01:26	WG1293338
(S) 1,2-Dichloroethane-d4	87.8		70.0-130		06/09/2019 01:26	WG1293338

- 1 Cp
- 2 Tc
- 3 Ss
- 4 Cn
- 5 Sr
- 6 Qc
- 7 Gl
- 8 Al
- 9 Sc



Volatile Organic Compounds (GC/MS) by Method 8260B

Analyte	Result	Qualifier	RDL	Dilution	Analysis date / time	Batch
Benzene	ND		1.00	1	06/09/2019 01:46	WG1293338
Toluene	ND		1.00	1	06/09/2019 01:46	WG1293338
Ethylbenzene	ND		1.00	1	06/09/2019 01:46	WG1293338
Total Xylenes	ND		3.00	1	06/09/2019 01:46	WG1293338
Methyl tert-butyl ether	ND		1.00	1	06/09/2019 01:46	WG1293338
Naphthalene	ND		5.00	1	06/09/2019 01:46	WG1293338
1,2-Dichloroethane	ND		1.00	1	06/09/2019 01:46	WG1293338
(S) Toluene-d8	103		80.0-120		06/09/2019 01:46	WG1293338
(S) 4-Bromofluorobenzene	94.5		77.0-126		06/09/2019 01:46	WG1293338
(S) 1,2-Dichloroethane-d4	92.0		70.0-130		06/09/2019 01:46	WG1293338

1 Cp

2 Tc

3 Ss

4 Cn

5 Sr

6 Qc

7 Gl

8 Al

9 Sc



Volatile Organic Compounds (GC/MS) by Method 8260B

Analyte	Result	Qualifier	RDL	Dilution	Analysis date / time	Batch
Benzene	ND		1.00	1	06/09/2019 02:06	WG1293338
Toluene	ND		1.00	1	06/09/2019 02:06	WG1293338
Ethylbenzene	ND		1.00	1	06/09/2019 02:06	WG1293338
Total Xylenes	ND		3.00	1	06/09/2019 02:06	WG1293338
Methyl tert-butyl ether	ND		1.00	1	06/09/2019 02:06	WG1293338
Naphthalene	ND		5.00	1	06/09/2019 02:06	WG1293338
1,2-Dichloroethane	ND		1.00	1	06/09/2019 02:06	WG1293338
(S) Toluene-d8	99.8		80.0-120		06/09/2019 02:06	WG1293338
(S) 4-Bromofluorobenzene	97.2		77.0-126		06/09/2019 02:06	WG1293338
(S) 1,2-Dichloroethane-d4	91.6		70.0-130		06/09/2019 02:06	WG1293338

- 1 Cp
- 2 Tc
- 3 Ss
- 4 Cn
- 5 Sr
- 6 Qc
- 7 Gl
- 8 Al
- 9 Sc



Volatile Organic Compounds (GC/MS) by Method 8260B

Analyte	Result	Qualifier	RDL	Dilution	Analysis date / time	Batch
Benzene	ND		1.00	1	06/09/2019 02:26	WG1293338
Toluene	ND		1.00	1	06/09/2019 02:26	WG1293338
Ethylbenzene	ND		1.00	1	06/09/2019 02:26	WG1293338
Total Xylenes	ND		3.00	1	06/09/2019 02:26	WG1293338
Methyl tert-butyl ether	ND		1.00	1	06/09/2019 02:26	WG1293338
Naphthalene	ND		5.00	1	06/09/2019 02:26	WG1293338
1,2-Dichloroethane	ND		1.00	1	06/09/2019 02:26	WG1293338
(S) Toluene-d8	107		80.0-120		06/09/2019 02:26	WG1293338
(S) 4-Bromofluorobenzene	96.3		77.0-126		06/09/2019 02:26	WG1293338
(S) 1,2-Dichloroethane-d4	89.2		70.0-130		06/09/2019 02:26	WG1293338

- 1 Cp
- 2 Tc
- 3 Ss
- 4 Cn
- 5 Sr
- 6 Qc
- 7 Gl
- 8 Al
- 9 Sc



Volatile Organic Compounds (GC/MS) by Method 8260B

Analyte	Result	Qualifier	RDL	Dilution	Analysis date / time	Batch
Benzene	ND		1.00	1	06/09/2019 02:45	WG1293338
Toluene	ND		1.00	1	06/09/2019 02:45	WG1293338
Ethylbenzene	ND		1.00	1	06/09/2019 02:45	WG1293338
Total Xylenes	ND		3.00	1	06/09/2019 02:45	WG1293338
Methyl tert-butyl ether	ND		1.00	1	06/09/2019 02:45	WG1293338
Naphthalene	ND		5.00	1	06/09/2019 02:45	WG1293338
1,2-Dichloroethane	ND		1.00	1	06/09/2019 02:45	WG1293338
(S) Toluene-d8	103		80.0-120		06/09/2019 02:45	WG1293338
(S) 4-Bromofluorobenzene	98.5		77.0-126		06/09/2019 02:45	WG1293338
(S) 1,2-Dichloroethane-d4	93.0		70.0-130		06/09/2019 02:45	WG1293338

1 Cp

2 Tc

3 Ss

4 Cn

5 Sr

6 Qc

7 Gl

8 Al

9 Sc



Volatile Organic Compounds (GC/MS) by Method 8260B

Analyte	Result	Qualifier	RDL	Dilution	Analysis date / time	Batch
Benzene	ND		1.00	1	06/09/2019 03:05	WG1293338
Toluene	ND		1.00	1	06/09/2019 03:05	WG1293338
Ethylbenzene	ND		1.00	1	06/09/2019 03:05	WG1293338
Total Xylenes	ND		3.00	1	06/09/2019 03:05	WG1293338
Methyl tert-butyl ether	ND		1.00	1	06/09/2019 03:05	WG1293338
Naphthalene	ND		5.00	1	06/09/2019 03:05	WG1293338
1,2-Dichloroethane	ND		1.00	1	06/09/2019 03:05	WG1293338
(S) Toluene-d8	105		80.0-120		06/09/2019 03:05	WG1293338
(S) 4-Bromofluorobenzene	97.9		77.0-126		06/09/2019 03:05	WG1293338
(S) 1,2-Dichloroethane-d4	88.4		70.0-130		06/09/2019 03:05	WG1293338

1 Cp

2 Tc

3 Ss

4 Cn

5 Sr

6 Qc

7 Gl

8 Al

9 Sc



Volatile Organic Compounds (GC/MS) by Method 8260B

Analyte	Result	Qualifier	RDL	Dilution	Analysis date / time	Batch
Benzene	ND		1.00	1	06/09/2019 03:25	WG1293338
Toluene	ND		1.00	1	06/09/2019 03:25	WG1293338
Ethylbenzene	ND		1.00	1	06/09/2019 03:25	WG1293338
Total Xylenes	ND		3.00	1	06/09/2019 03:25	WG1293338
Methyl tert-butyl ether	ND		1.00	1	06/09/2019 03:25	WG1293338
Naphthalene	ND		5.00	1	06/09/2019 03:25	WG1293338
1,2-Dichloroethane	ND		1.00	1	06/09/2019 03:25	WG1293338
(S) Toluene-d8	100		80.0-120		06/09/2019 03:25	WG1293338
(S) 4-Bromofluorobenzene	92.0		77.0-126		06/09/2019 03:25	WG1293338
(S) 1,2-Dichloroethane-d4	87.7		70.0-130		06/09/2019 03:25	WG1293338

1 Cp

2 Tc

3 Ss

4 Cn

5 Sr

6 Qc

7 Gl

8 Al

9 Sc



Volatile Organic Compounds (GC/MS) by Method 8260B

Analyte	Result	Qualifier	RDL	Dilution	Analysis date / time	Batch
Benzene	ND		1.00	1	06/09/2019 03:45	WG1293338
Toluene	ND		1.00	1	06/09/2019 03:45	WG1293338
Ethylbenzene	ND		1.00	1	06/09/2019 03:45	WG1293338
Total Xylenes	ND		3.00	1	06/09/2019 03:45	WG1293338
Methyl tert-butyl ether	ND		1.00	1	06/09/2019 03:45	WG1293338
Naphthalene	ND		5.00	1	06/09/2019 03:45	WG1293338
1,2-Dichloroethane	ND		1.00	1	06/09/2019 03:45	WG1293338
(S) Toluene-d8	103		80.0-120		06/09/2019 03:45	WG1293338
(S) 4-Bromofluorobenzene	96.0		77.0-126		06/09/2019 03:45	WG1293338
(S) 1,2-Dichloroethane-d4	90.3		70.0-130		06/09/2019 03:45	WG1293338

- 1 Cp
- 2 Tc
- 3 Ss
- 4 Cn
- 5 Sr
- 6 Qc
- 7 Gl
- 8 Al
- 9 Sc



Volatile Organic Compounds (GC/MS) by Method 8260B

Analyte	Result	Qualifier	RDL	Dilution	Analysis date / time	Batch
Benzene	1100		25.0	25	06/12/2019 11:22	WG1294550
Toluene	48.1		1.00	1	06/09/2019 04:05	WG1293338
Ethylbenzene	ND		1.00	1	06/09/2019 04:05	WG1293338
Total Xylenes	428		75.0	25	06/12/2019 11:22	WG1294550
Methyl tert-butyl ether	ND		1.00	1	06/09/2019 04:05	WG1293338
Naphthalene	ND		5.00	1	06/09/2019 04:05	WG1293338
1,2-Dichloroethane	ND		1.00	1	06/09/2019 04:05	WG1293338
(S) Toluene-d8	104		80.0-120		06/09/2019 04:05	WG1293338
(S) Toluene-d8	99.4		80.0-120		06/12/2019 11:22	WG1294550
(S) 4-Bromofluorobenzene	105		77.0-126		06/09/2019 04:05	WG1293338
(S) 4-Bromofluorobenzene	102		77.0-126		06/12/2019 11:22	WG1294550
(S) 1,2-Dichloroethane-d4	87.2		70.0-130		06/09/2019 04:05	WG1293338
(S) 1,2-Dichloroethane-d4	95.5		70.0-130		06/12/2019 11:22	WG1294550

- 1 Cp
- 2 Tc
- 3 Ss
- 4 Cn
- 5 Sr
- 6 Qc
- 7 Gl
- 8 Al
- 9 Sc



Volatile Organic Compounds (GC/MS) by Method 8260B

Analyte	Result ug/l	Qualifier	RDL ug/l	Dilution	Analysis date / time	Batch
Benzene	1170		25.0	25	06/12/2019 11:43	WG1294550
Toluene	49.3		1.00	1	06/09/2019 04:25	WG1293338
Ethylbenzene	ND		1.00	1	06/09/2019 04:25	WG1293338
Total Xylenes	467		75.0	25	06/12/2019 11:43	WG1294550
Methyl tert-butyl ether	ND		1.00	1	06/09/2019 04:25	WG1293338
Naphthalene	ND		5.00	1	06/09/2019 04:25	WG1293338
1,2-Dichloroethane	ND		1.00	1	06/09/2019 04:25	WG1293338
(S) Toluene-d8	105		80.0-120		06/09/2019 04:25	WG1293338
(S) Toluene-d8	98.5		80.0-120		06/12/2019 11:43	WG1294550
(S) 4-Bromofluorobenzene	103		77.0-126		06/09/2019 04:25	WG1293338
(S) 4-Bromofluorobenzene	104		77.0-126		06/12/2019 11:43	WG1294550
(S) 1,2-Dichloroethane-d4	88.8		70.0-130		06/09/2019 04:25	WG1293338
(S) 1,2-Dichloroethane-d4	92.9		70.0-130		06/12/2019 11:43	WG1294550

- 1 Cp
- 2 Tc
- 3 Ss
- 4 Cn
- 5 Sr
- 6 Qc
- 7 Gl
- 8 Al
- 9 Sc



Volatile Organic Compounds (GC/MS) by Method 8260B

Analyte	Result	Qualifier	RDL	Dilution	Analysis date / time	Batch
Benzene	ND		1.00	1	06/09/2019 06:44	WG1293342
Toluene	ND		1.00	1	06/09/2019 06:44	WG1293342
Ethylbenzene	ND		1.00	1	06/09/2019 06:44	WG1293342
Total Xylenes	ND		3.00	1	06/09/2019 06:44	WG1293342
Methyl tert-butyl ether	ND		1.00	1	06/09/2019 06:44	WG1293342
Naphthalene	ND		5.00	1	06/09/2019 06:44	WG1293342
1,2-Dichloroethane	ND		1.00	1	06/09/2019 06:44	WG1293342
(S) Toluene-d8	103		80.0-120		06/09/2019 06:44	WG1293342
(S) 4-Bromofluorobenzene	95.8		77.0-126		06/09/2019 06:44	WG1293342
(S) 1,2-Dichloroethane-d4	87.3		70.0-130		06/09/2019 06:44	WG1293342

1 Cp

2 Tc

3 Ss

4 Cn

5 Sr

6 Qc

7 Gl

8 Al

9 Sc



Volatile Organic Compounds (GC/MS) by Method 8260B

Analyte	Result	Qualifier	RDL	Dilution	Analysis date / time	Batch
Benzene	ND		1.00	1	06/09/2019 07:04	WG1293342
Toluene	ND		1.00	1	06/09/2019 07:04	WG1293342
Ethylbenzene	ND		1.00	1	06/09/2019 07:04	WG1293342
Total Xylenes	ND		3.00	1	06/09/2019 07:04	WG1293342
Methyl tert-butyl ether	ND		1.00	1	06/09/2019 07:04	WG1293342
Naphthalene	ND		5.00	1	06/09/2019 07:04	WG1293342
1,2-Dichloroethane	ND		1.00	1	06/09/2019 07:04	WG1293342
(S) Toluene-d8	102		80.0-120		06/09/2019 07:04	WG1293342
(S) 4-Bromofluorobenzene	94.2		77.0-126		06/09/2019 07:04	WG1293342
(S) 1,2-Dichloroethane-d4	88.5		70.0-130		06/09/2019 07:04	WG1293342

- 1 Cp
- 2 Tc
- 3 Ss
- 4 Cn
- 5 Sr
- 6 Qc
- 7 Gl
- 8 Al
- 9 Sc



Volatile Organic Compounds (GC/MS) by Method 8260B

Analyte	Result	Qualifier	RDL	Dilution	Analysis date / time	Batch
Benzene	ND		1.00	1	06/09/2019 06:24	WG1293342
Toluene	ND		1.00	1	06/09/2019 06:24	WG1293342
Ethylbenzene	ND		1.00	1	06/09/2019 06:24	WG1293342
Total Xylenes	ND		3.00	1	06/09/2019 06:24	WG1293342
Methyl tert-butyl ether	ND		1.00	1	06/09/2019 06:24	WG1293342
Naphthalene	ND		5.00	1	06/09/2019 06:24	WG1293342
1,2-Dichloroethane	ND		1.00	1	06/09/2019 06:24	WG1293342
(S) Toluene-d8	102		80.0-120		06/09/2019 06:24	WG1293342
(S) 4-Bromofluorobenzene	97.6		77.0-126		06/09/2019 06:24	WG1293342
(S) 1,2-Dichloroethane-d4	87.6		70.0-130		06/09/2019 06:24	WG1293342

- 1 Cp
- 2 Tc
- 3 Ss
- 4 Cn
- 5 Sr
- 6 Qc
- 7 Gl
- 8 Al
- 9 Sc



Method Blank (MB)

(MB) R3420120-2 06/08/19 20:56

Analyte	MB Result	MB Qualifier	MB MDL	MB RDL
	ug/l		ug/l	ug/l
Benzene	U		0.331	1.00
1,2-Dichloroethane	U		0.361	1.00
Ethylbenzene	U		0.384	1.00
Methyl tert-butyl ether	U		0.367	1.00
Naphthalene	U		1.00	5.00
Toluene	U		0.412	1.00
Xylenes, Total	U		1.06	3.00
(S) Toluene-d8	101			80.0-120
(S) 4-Bromofluorobenzene	97.2			77.0-126
(S) 1,2-Dichloroethane-d4	88.5			70.0-130

Laboratory Control Sample (LCS)

(LCS) R3420120-1 06/08/19 19:37

Analyte	Spike Amount	LCS Result	LCS Rec.	Rec. Limits	LCS Qualifier
	ug/l	ug/l	%	%	
Benzene	25.0	26.7	107	70.0-130	
1,2-Dichloroethane	25.0	23.7	94.7	70.0-130	
Ethylbenzene	25.0	29.7	119	70.0-130	
Methyl tert-butyl ether	25.0	26.6	106	70.0-130	
Naphthalene	25.0	26.4	106	70.0-130	
Toluene	25.0	27.8	111	70.0-130	
Xylenes, Total	75.0	85.7	114	70.0-130	
(S) Toluene-d8			100	80.0-120	
(S) 4-Bromofluorobenzene			96.0	77.0-126	
(S) 1,2-Dichloroethane-d4			86.6	70.0-130	

1 Cp

2 Tc

3 Ss

4 Cn

5 Sr

6 Qc

7 Gl

8 Al

9 Sc



Method Blank (MB)

(MB) R3419562-3 06/09/19 06:05

Analyte	MB Result	MB Qualifier	MB MDL	MB RDL
	ug/l		ug/l	ug/l
Benzene	U		0.331	1.00
1,2-Dichloroethane	U		0.361	1.00
Ethylbenzene	U		0.384	1.00
Methyl tert-butyl ether	U		0.367	1.00
Naphthalene	U		1.00	5.00
Toluene	U		0.412	1.00
Xylenes, Total	U		1.06	3.00
(S) Toluene-d8	103			80.0-120
(S) 4-Bromofluorobenzene	99.0			77.0-126
(S) 1,2-Dichloroethane-d4	88.9			70.0-130

Laboratory Control Sample (LCS) • Laboratory Control Sample Duplicate (LCSD)

(LCS) R3419562-1 06/09/19 05:05 • (LCSD) R3419562-2 06/09/19 05:25

Analyte	Spike Amount	LCS Result	LCSD Result	LCS Rec.	LCSD Rec.	Rec. Limits	LCS Qualifier	LCSD Qualifier	RPD	RPD Limits
	ug/l	ug/l	ug/l	%	%	%			%	%
Benzene	25.0	25.5	24.5	102	97.9	70.0-130			4.12	20
1,2-Dichloroethane	25.0	22.5	22.0	89.9	88.0	70.0-130			2.16	20
Ethylbenzene	25.0	28.6	27.2	114	109	70.0-130			4.79	20
Toluene	25.0	26.4	25.6	106	102	70.0-130			2.95	20
Methyl tert-butyl ether	25.0	25.6	24.8	102	99.2	70.0-130			3.09	20
Naphthalene	25.0	23.9	24.5	95.8	98.2	70.0-130			2.49	20
Xylenes, Total	75.0	81.0	77.4	108	103	70.0-130			4.55	20
(S) Toluene-d8				100	102	80.0-120				
(S) 4-Bromofluorobenzene				99.5	97.8	77.0-126				
(S) 1,2-Dichloroethane-d4				100	100	70.0-130				

1 Cp

2 Tc

3 Ss

4 Cn

5 Sr

6 Qc

7 Gl

8 Al

9 Sc



Method Blank (MB)

(MB) R3420444-3 06/12/19 10:01

Analyte	MB Result	MB Qualifier	MB MDL	MB RDL
	ug/l		ug/l	ug/l
Benzene	U		0.331	1.00
Toluene	U		0.412	1.00
Xylenes, Total	U		1.06	3.00
<i>(S) Toluene-d8</i>	103			80.0-120
<i>(S) 4-Bromofluorobenzene</i>	99.2			77.0-126
<i>(S) 1,2-Dichloroethane-d4</i>	89.6			70.0-130

¹ Cp

² Tc

³ Ss

⁴ Cn

⁵ Sr

Laboratory Control Sample (LCS) • Laboratory Control Sample Duplicate (LCSD)

(LCS) R3420444-1 06/12/19 08:55 • (LCSD) R3420444-2 06/12/19 09:17

Analyte	Spike Amount	LCS Result	LCSD Result	LCS Rec.	LCSD Rec.	Rec. Limits	LCS Qualifier	LCSD Qualifier	RPD	RPD Limits
	ug/l	ug/l	ug/l	%	%	%			%	%
Benzene	25.0	25.4	25.7	101	103	70.0-130			1.28	20
Toluene	25.0	24.9	25.2	99.8	101	70.0-130			0.909	20
Xylenes, Total	75.0	82.1	80.0	109	107	70.0-130			2.59	20
<i>(S) Toluene-d8</i>				102	102	80.0-120				
<i>(S) 4-Bromofluorobenzene</i>				104	91.6	77.0-126				
<i>(S) 1,2-Dichloroethane-d4</i>				94.3	88.6	70.0-130				

⁶ Qc

⁷ Gl

⁸ Al

⁹ Sc



Guide to Reading and Understanding Your Laboratory Report

The information below is designed to better explain the various terms used in your report of analytical results from the Laboratory. This is not intended as a comprehensive explanation, and if you have additional questions please contact your project representative.

Abbreviations and Definitions

MDL	Method Detection Limit.
ND	Not detected at the Reporting Limit (or MDL where applicable).
RDL	Reported Detection Limit.
Rec.	Recovery.
RPD	Relative Percent Difference.
SDG	Sample Delivery Group.
(S)	Surrogate (Surrogate Standard) - Analytes added to every blank, sample, Laboratory Control Sample/Duplicate and Matrix Spike/Duplicate; used to evaluate analytical efficiency by measuring recovery. Surrogates are not expected to be detected in all environmental media.
U	Not detected at the Reporting Limit (or MDL where applicable).
Analyte	The name of the particular compound or analysis performed. Some Analyses and Methods will have multiple analytes reported.
Dilution	If the sample matrix contains an interfering material, the sample preparation volume or weight values differ from the standard, or if concentrations of analytes in the sample are higher than the highest limit of concentration that the laboratory can accurately report, the sample may be diluted for analysis. If a value different than 1 is used in this field, the result reported has already been corrected for this factor.
Limits	These are the target % recovery ranges or % difference value that the laboratory has historically determined as normal for the method and analyte being reported. Successful QC Sample analysis will target all analytes recovered or duplicated within these ranges.
Qualifier	This column provides a letter and/or number designation that corresponds to additional information concerning the result reported. If a Qualifier is present, a definition per Qualifier is provided within the Glossary and Definitions page and potentially a discussion of possible implications of the Qualifier in the Case Narrative if applicable.
Result	The actual analytical final result (corrected for any sample specific characteristics) reported for your sample. If there was no measurable result returned for a specific analyte, the result in this column may state "ND" (Not Detected) or "BDL" (Below Detectable Levels). The information in the results column should always be accompanied by either an MDL (Method Detection Limit) or RDL (Reporting Detection Limit) that defines the lowest value that the laboratory could detect or report for this analyte.
Uncertainty (Radiochemistry)	Confidence level of 2 sigma.
Case Narrative (Cn)	A brief discussion about the included sample results, including a discussion of any non-conformances to protocol observed either at sample receipt by the laboratory from the field or during the analytical process. If present, there will be a section in the Case Narrative to discuss the meaning of any data qualifiers used in the report.
Quality Control Summary (Qc)	This section of the report includes the results of the laboratory quality control analyses required by procedure or analytical methods to assist in evaluating the validity of the results reported for your samples. These analyses are not being performed on your samples typically, but on laboratory generated material.
Sample Chain of Custody (Sc)	This is the document created in the field when your samples were initially collected. This is used to verify the time and date of collection, the person collecting the samples, and the analyses that the laboratory is requested to perform. This chain of custody also documents all persons (excluding commercial shippers) that have had control or possession of the samples from the time of collection until delivery to the laboratory for analysis.
Sample Results (Sr)	This section of your report will provide the results of all testing performed on your samples. These results are provided by sample ID and are separated by the analyses performed on each sample. The header line of each analysis section for each sample will provide the name and method number for the analysis reported.
Sample Summary (Ss)	This section of the Analytical Report defines the specific analyses performed for each sample ID, including the dates and times of preparation and/or analysis.

- 1 Cp
- 2 Tc
- 3 Ss
- 4 Cn
- 5 Sr
- 6 Qc
- 7 Gl
- 8 Al
- 9 Sc

Qualifier Description

The remainder of this page intentionally left blank, there are no qualifiers applied to this SDG.



Pace National is the only environmental laboratory accredited/certified to support your work nationwide from one location. One phone call, one point of contact, one laboratory. No other lab is as accessible or prepared to handle your needs throughout the country. Our capacity and capability from our single location laboratory is comparable to the collective totals of the network laboratories in our industry. The most significant benefit to our one location design is the design of our laboratory campus. The model is conducive to accelerated productivity, decreasing turn-around time, and preventing cross contamination, thus protecting sample integrity. Our focus on premium quality and prompt service allows us to be YOUR LAB OF CHOICE.

* Not all certifications held by the laboratory are applicable to the results reported in the attached report.
 * Accreditation is only applicable to the test methods specified on each scope of accreditation held by Pace National.

State Accreditations

Alabama	40660	Nebraska	NE-OS-15-05
Alaska	17-026	Nevada	TN-03-2002-34
Arizona	AZ0612	New Hampshire	2975
Arkansas	88-0469	New Jersey-NELAP	TN002
California	2932	New Mexico ¹	n/a
Colorado	TN00003	New York	11742
Connecticut	PH-0197	North Carolina	Env375
Florida	E87487	North Carolina ¹	DW21704
Georgia	NELAP	North Carolina ³	41
Georgia ¹	923	North Dakota	R-140
Idaho	TN00003	Ohio-VAP	CL0069
Illinois	200008	Oklahoma	9915
Indiana	C-TN-01	Oregon	TN200002
Iowa	364	Pennsylvania	68-02979
Kansas	E-10277	Rhode Island	LA000356
Kentucky ^{1,6}	90010	South Carolina	84004
Kentucky ²	16	South Dakota	n/a
Louisiana	AI30792	Tennessee ^{1,4}	2006
Louisiana ¹	LA180010	Texas	T104704245-18-15
Maine	TN0002	Texas ⁵	LAB0152
Maryland	324	Utah	TN00003
Massachusetts	M-TN003	Vermont	VT2006
Michigan	9958	Virginia	460132
Minnesota	047-999-395	Washington	C847
Mississippi	TN00003	West Virginia	233
Missouri	340	Wisconsin	9980939910
Montana	CERT0086	Wyoming	A2LA

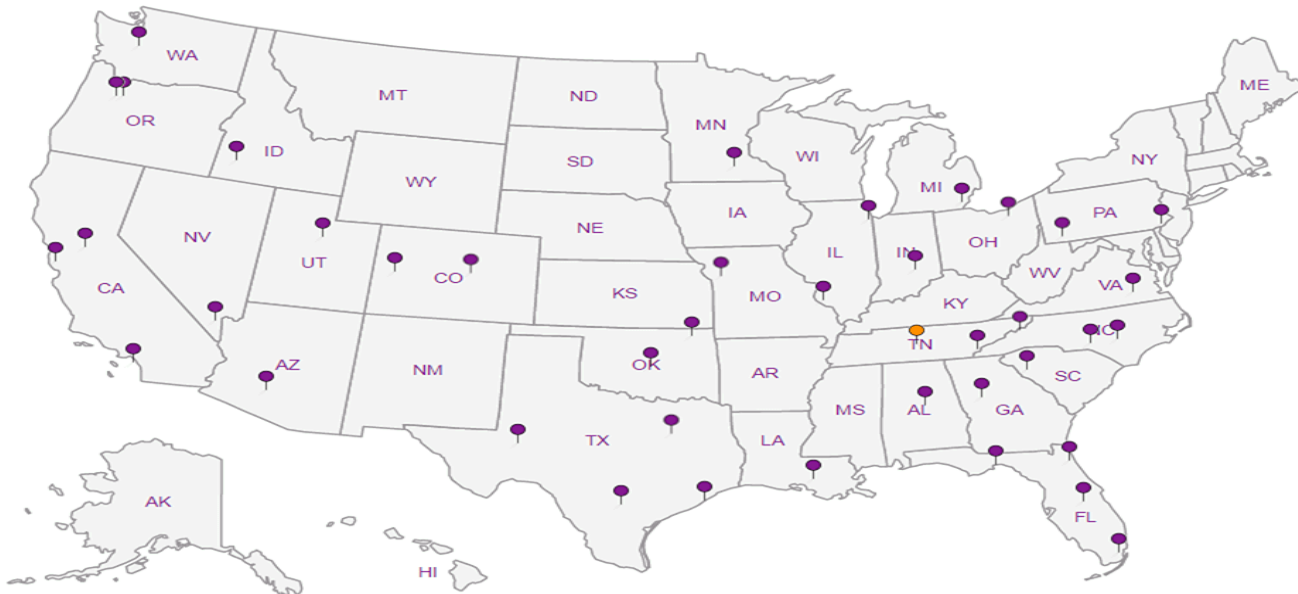
Third Party Federal Accreditations

A2LA – ISO 17025	1461.01	AIHA-LAP,LLC EMLAP	100789
A2LA – ISO 17025 ⁵	1461.02	DOD	1461.01
Canada	1461.01	USDA	P330-15-00234
EPA-Crypto	TN00003		

¹ Drinking Water ² Underground Storage Tanks ³ Aquatic Toxicity ⁴ Chemical/Microbiological ⁵ Mold ⁶ Wastewater n/a Accreditation not applicable

Our Locations

Pace National has sixty-four client support centers that provide sample pickup and/or the delivery of sampling supplies. If you would like assistance from one of our support offices, please contact our main office. Pace National performs all testing at our central laboratory.



1 Cp

2 Tc

3 Ss

4 Cn

5 Sr

6 Qc

7 Gl

8 Al

9 Sc

Kinder Morgan- Atlanta, GA

6600 Peachtree Dunwoody Road
400 Embassy Row - Suite 600
Atlanta GA 30328

Report to:
Bethany Garvey

Billing Information:
Accounts Payable
1000 Windward Concourse
Ste 450
Alpharetta, GA 30005

Email To: bethany.garvey@jacobs.com;
tom.wiley@jacobs.com

Project
Description: **Lewis Drive Groundwater**

Phone: **770-604-9182**
Fax:

Client Project #
B3161400.6.PN.LEWIS.DRIVE.GW

Lab Project #
KINCH2MGA-LEWIS12

Collected by (print):
MELISSA WARREN

Site/Facility ID #
LEWIS DRIVE

P.O. #

Collected by (signature):
Melissa Warren

Rush? (Lab MUST Be Notified)

___ Same Day ___ Five Day
___ Next Day ___ 5 Day (Rad Only)
___ Two Day ___ 10 Day (Rad Only)
___ Three Day

Quote #

Date Results Needed

Immediately
Packed on Ice N ___ Y

Pres
Chk

Analysis / Container / Preservative

Chain of Custody Page 1 of 3



12065 Lebanon Rd
Mount Juliet, TN 37122
Phone: 615-758-5858
Phone: 800-767-5859
Fax: 615-758-5859



L # **L1105537**
D087

Acctnum: **KINCH2MGA**

Template: **T130277**

Prelogin: **P695785**

TSR: 526 - Chris McCord

PB:

Shipped Via: **FedEX Ground**

Sample ID	Comp/Grab	Matrix *	Depth	Date	Time	No. of Cntrs	*NITRATE,SULFATE* 125mlHDPE-NoPres	ALK,CO2 125mlHDPE-NoPres	RSK175 40mlAmb HCl	V8260BTEXMNSC 40mlAmb-HCl	V8260TCLSC-TB 40mlAmb-NoPres-Bik	Remarks	Sample # (lab only)
MW-44-060419	GRAB	GW	NA	06/04/19	0905	3							-01
MW-44B-060419		GW			0920								-02
MW-08-060419		GW			1000								-03
MW-18-060419		GW			1020							NEEDS DILUTION	-04
MW-16-060419		GW			1030								-05
MW-07-060419		GW			1045								-06
MW-06B-060419		GW			1055								-07
MW-06-060419		GW			1105								-08
MW-09B-060419		GW			1120								-09
MW-09-060419		GW			1310								-10

RAD SCREEN: <0.5 mR/hr

* Matrix:
SS - Soil AIR - Air F - Filter
GW - Groundwater B - Bioassay
WW - WasteWater
DW - Drinking Water
OT - Other

Remarks: *NITRATE/SULFATE* has a 48hr hold time.

Samples returned via:
 UPS FedEx Courier

Tracking # **1023 1350 3073**

pH ___ Temp ___
Flow ___ Other ___

Sample Receipt Checklist	
COC Seal Present/Intact: <input checked="" type="checkbox"/> NP	<input checked="" type="checkbox"/> N
COC Signed/Accurate: <input checked="" type="checkbox"/>	<input checked="" type="checkbox"/> N
Bottles arrive intact: <input checked="" type="checkbox"/>	<input checked="" type="checkbox"/> N
Correct bottles used: <input checked="" type="checkbox"/>	<input checked="" type="checkbox"/> N
Sufficient volume sent: <input checked="" type="checkbox"/>	<input checked="" type="checkbox"/> N
If Applicable	
VOA Zero Headspace: <input checked="" type="checkbox"/>	<input checked="" type="checkbox"/> N
Preservation Correct/Checked: <input checked="" type="checkbox"/>	<input checked="" type="checkbox"/> N

Relinquished by: (Signature) <i>Melissa Warren</i>	Date: 06/04/19	Time: 1730	Received by: (Signature) <i>[Signature]</i>	Trip Blank Received: <input checked="" type="checkbox"/> Yes/No HCL/MeOH TBR	Temp: 17.0°C	Bottles Received: 66	If preservation required by Login: Date/Time
Relinquished by: (Signature)	Date:	Time:	Received by: (Signature)	Date: 6/5/19	Time: 8:45	Hold:	Condition: NCF / OK

Kinder Morgan- Atlanta, GA

6600 Peachtree Dunwoody Road
400 Embassy Row - Suite 600
Atlanta GA 30328

Billing Information:
Accounts Payable
1000 Windward Concourse
Ste 450
Alpharetta, GA 30005

Pres
Chk

Analysis / Container / Preservative

Chain of Custody Page 2 of 3



12065 Lebanon Rd
Mount Juliet, TN 37122
Phone: 615-758-5858
Phone: 800-767-5859
Fax: 615-758-5859



Report to:
Bethany Garvey

Email To: bethany.garvey@jacobs.com;
tom.wiley@jacobs.com

Project
Description: **Lewis Drive Groundwater**

City/State
Collected:

Phone: **770-604-9182**
Fax:

Client Project #

Lab Project #
KINCH2MGA-LEWIS12

Collected by (print):
MELISSA WARDEN

Site/Facility ID #
LEWIS DRIVE

P.O. #

Collected by (signature):
[Signature]

Rush? (Lab MUST Be Notified)

Quote #

___ Same Day ___ Five Day
___ Next Day ___ 5 Day (Rad Only)
___ Two Day ___ 10 Day (Rad Only)
___ Three Day

Date Results Needed

Immediately
Packed on Ice N ___ Y

No.
of
Cntrs

Sample ID	Comp/Grab	Matrix *	Depth	Date	Time	No. of Cntrs	* NITRATE, SULFATE * 125mlHDPE-NoPres	ALK, CO2 125mlHDPE-NoPres	RSK175 40mlAmb HCl	V8260BTEXMNSC 40mlAmb-HCl	V8260TCLSC-TB 40mlAmb-NoPres-Blk									
MW-36B-060419	GRAB	GW	NA	06/04/19	1610	3														
EB01-060419	↓	GW	↓	↓	1630	3														
TB01-060419	↓	GW	↓	↓	1635	1														
MW-17-060419	↓	GW	↓	↓	↓	1														
		GW																		
		GW																		
		GW																		
		GW																		
		GW																		
		GW																		
		GW																		

L# *61105537*
Table #
Acctnum: **KINCH2MGA**
Template: **T130277**
Prelogin: **P695785**
TSR: 526 - Chris McCord
PB:
Shipped Via: **FedEX Ground**

Remarks Sample # (lab only)

* Matrix:
SS - Soil AIR - Air F - Filter
GW - Groundwater B - Bioassay
WW - WasteWater
DW - Drinking Water
OT - Other

Remarks: *NITRATE/SULFATE* has a 48hr hold time.

pH _____ Temp _____
Flow _____ Other _____

Sample Receipt Checklist	
COC Seal Present/Intact: <input type="checkbox"/> NP <input checked="" type="checkbox"/> Y <input type="checkbox"/> N	
COC Signed/Accurate: <input checked="" type="checkbox"/> Y <input type="checkbox"/> N	
Bottles arrive intact: <input checked="" type="checkbox"/> Y <input type="checkbox"/> N	
Correct bottles used: <input checked="" type="checkbox"/> Y <input type="checkbox"/> N	
Sufficient volume sent: <input checked="" type="checkbox"/> Y <input type="checkbox"/> N	
If Applicable	
VOA Zero Headspace: <input checked="" type="checkbox"/> Y <input type="checkbox"/> N	
Preservation Correct/Checked: <input type="checkbox"/> Y <input checked="" type="checkbox"/> N	

Samples returned via:
 UPS FedEx Courier

Tracking # *Same*

Relinquished by: (Signature) <i>[Signature]</i>	Date: <i>06/04/19</i>	Time: <i>1730</i>	Received by: (Signature)	Trip Blank Received: <input checked="" type="checkbox"/> Yes <input type="checkbox"/> No HCl/ MeOH TBR
Relinquished by: (Signature)	Date:	Time:	Received by: (Signature)	Temp: °C <i>17.0-15.6</i> Bottles Received: <i>64</i>
Relinquished by: (Signature)	Date:	Time:	Received for lab by: (Signature) <i>[Signature]</i>	Date: <i>6/5/19</i> Time: <i>8:45</i> Hold: Condition: NCF <input checked="" type="checkbox"/> OK

Kinder Morgan- Atlanta, GA


Sample Delivery Group: L1106215
Samples Received: 06/06/2019
Project Number: D3161400.B.PN.GEN.LD
Description: Lewis Drive Groundwater
Site: LEWIS DRIVE
Report To: Bethany Garvey
6600 Peachtree Dunwoody Road
400 Embassy Row - Suite 600
Atlanta, GA 30328

Entire Report Reviewed By:



Chris McCord
Project Manager

Results relate only to the items tested or calibrated and are reported as rounded values. This test report shall not be reproduced, except in full, without written approval of the laboratory. Where applicable, sampling conducted by Pace National is performed per guidance provided in laboratory standard operating procedures: 060302, 060303, and 060304.





Cp: Cover Page	1	¹Cp
Tc: Table of Contents	2	²Tc
Ss: Sample Summary	4	³Ss
Cn: Case Narrative	11	⁴Cn
Sr: Sample Results	12	⁵Sr
MW-29-060519 L1106215-01	12	
TB02-060519 L1106215-02	13	
MW-19-060519 L1106215-03	14	
MW-20-060519 L1106215-04	15	
MW-26-060519 L1106215-05	16	⁶Qc
MW-26B-060519 L1106215-06	17	
MW-23-060519 L1106215-07	18	⁷Gl
MW-23-D-060519 L1106215-08	19	
MW-23B-060519 L1106215-09	20	⁸Al
MW-46-060519 L1106215-10	21	
MW-11-D-060519 L1106215-11	22	⁹Sc
MW-12-060519 L1106215-12	23	
MW-12B-060519 L1106215-13	24	
MW-28-060519 L1106215-14	25	
MW-49-060519 L1106215-15	26	
MW-35-060519 L1106215-16	27	
MW-25-060519 L1106215-17	28	
MW-25B-060519 L1106215-18	29	
MW-15B-060519 L1106215-19	30	
MW-37-060519 L1106215-20	31	
MW-45-060519 L1106215-21	32	
MW-45B-060519 L1106215-22	33	
MW-21-060519 L1106215-23	34	
MW-17B-060519 L1106215-24	35	
FB02-060519 L1106215-25	36	
MW-01-060519 L1106215-26	37	
MW-01B-060519 L1106215-27	38	
MW-27-060519 L1106215-28	39	
MW-27B-060519 L1106215-29	40	
MW-11-060519 L1106215-30	41	
MW-17-060519 L1106215-31	42	
MW-22-060519 L1106215-32	43	
MW-47-060519 L1106215-33	44	
MW-31-060519 L1106215-34	45	
MW-33T-060519 L1106215-35	46	



MW-50B-060519	L1106215-36	47
MW-48B-060519	L1106215-37	48
MW-14B-060519	L1106215-38	49
MW-14-060519	L1106215-39	50
MW-13-060519	L1106215-40	51
MW-13B-060519	L1106215-41	52
MW-42-060519	L1106215-42	53
MW-41-060519	L1106215-43	54
MW-41-D-060519	L1106215-44	55
MW-40-060519	L1106215-45	56
MW-39-060519	L1106215-46	57
MW-34-060519	L1106215-47	58
MW-15-060519	L1106215-48	59
MW-43B-060519	L1106215-49	60
MW-43-060519	L1106215-50	61
MW-38-060519	L1106215-51	62
MW-24-060519	L1106215-52	63
MW-24B-060519	L1106215-53	64
TB03-060519	L1106215-54	65
Qc: Quality Control Summary		66
Volatile Organic Compounds (GC/MS) by Method 8260B		66
Gl: Glossary of Terms		73
Al: Accreditations & Locations		74
Sc: Sample Chain of Custody		75



SAMPLE SUMMARY



MW-29-060519 L1106215-01 GW

Collected by
Melissa Warren

Collected date/time
06/05/19 08:15

Received date/time
06/06/19 08:45

Method	Batch	Dilution	Preparation date/time	Analysis date/time	Analyst	Location
Volatile Organic Compounds (GC/MS) by Method 8260B	WG1293392	1	06/09/19 16:16	06/09/19 16:16	ACG	Mt. Juliet, TN

1 Cp

2 Tc

3 Ss

TB02-060519 L1106215-02 GW

Collected by
Melissa Warren

Collected date/time
06/05/19 08:00

Received date/time
06/06/19 08:45

Method	Batch	Dilution	Preparation date/time	Analysis date/time	Analyst	Location
Volatile Organic Compounds (GC/MS) by Method 8260B	WG1294191	1	06/11/19 12:27	06/11/19 12:27	BMB	Mt. Juliet, TN

4 Cn

5 Sr

MW-19-060519 L1106215-03 GW

Collected by
Melissa Warren

Collected date/time
06/05/19 08:30

Received date/time
06/06/19 08:45

Method	Batch	Dilution	Preparation date/time	Analysis date/time	Analyst	Location
Volatile Organic Compounds (GC/MS) by Method 8260B	WG1293392	5	06/09/19 16:37	06/09/19 16:37	ACG	Mt. Juliet, TN

6 Qc

7 Gl

MW-20-060519 L1106215-04 GW

Collected by
Melissa Warren

Collected date/time
06/05/19 08:35

Received date/time
06/06/19 08:45

Method	Batch	Dilution	Preparation date/time	Analysis date/time	Analyst	Location
Volatile Organic Compounds (GC/MS) by Method 8260B	WG1293392	50	06/09/19 16:57	06/09/19 16:57	ACG	Mt. Juliet, TN
Volatile Organic Compounds (GC/MS) by Method 8260B	WG1294191	1000	06/11/19 13:09	06/11/19 13:09	BMB	Mt. Juliet, TN

8 Al

9 Sc

MW-26-060519 L1106215-05 GW

Collected by
Melissa Warren

Collected date/time
06/05/19 08:45

Received date/time
06/06/19 08:45

Method	Batch	Dilution	Preparation date/time	Analysis date/time	Analyst	Location
Volatile Organic Compounds (GC/MS) by Method 8260B	WG1293392	1	06/09/19 17:18	06/09/19 17:18	ACG	Mt. Juliet, TN

MW-26B-060519 L1106215-06 GW

Collected by
Melissa Warren

Collected date/time
06/05/19 08:50

Received date/time
06/06/19 08:45

Method	Batch	Dilution	Preparation date/time	Analysis date/time	Analyst	Location
Volatile Organic Compounds (GC/MS) by Method 8260B	WG1293392	1	06/09/19 17:38	06/09/19 17:38	ACG	Mt. Juliet, TN

MW-23-060519 L1106215-07 GW

Collected by
Melissa Warren

Collected date/time
06/05/19 09:05

Received date/time
06/06/19 08:45

Method	Batch	Dilution	Preparation date/time	Analysis date/time	Analyst	Location
Volatile Organic Compounds (GC/MS) by Method 8260B	WG1293392	5	06/09/19 17:59	06/09/19 17:59	ACG	Mt. Juliet, TN

MW-23-D-060519 L1106215-08 GW

Collected by
Melissa Warren

Collected date/time
06/05/19 09:06

Received date/time
06/06/19 08:45

Method	Batch	Dilution	Preparation date/time	Analysis date/time	Analyst	Location
Volatile Organic Compounds (GC/MS) by Method 8260B	WG1293392	5	06/09/19 18:20	06/09/19 18:20	ACG	Mt. Juliet, TN

SAMPLE SUMMARY



MW-23B-060519 L1106215-09 GW

Collected by: Melissa Warren
 Collected date/time: 06/05/19 09:15
 Received date/time: 06/06/19 08:45

Method	Batch	Dilution	Preparation date/time	Analysis date/time	Analyst	Location
Volatile Organic Compounds (GC/MS) by Method 8260B	WG1293455	1	06/09/19 18:49	06/09/19 18:49	ACG	Mt. Juliet, TN

1 Cp

2 Tc

3 Ss

MW-46-060519 L1106215-10 GW

Collected by: Melissa Warren
 Collected date/time: 06/05/19 09:20
 Received date/time: 06/06/19 08:45

Method	Batch	Dilution	Preparation date/time	Analysis date/time	Analyst	Location
Volatile Organic Compounds (GC/MS) by Method 8260B	WG1293455	10	06/09/19 19:10	06/09/19 19:10	ACG	Mt. Juliet, TN

4 Cn

5 Sr

MW-11-D-060519 L1106215-11 GW

Collected by: Melissa Warren
 Collected date/time: 06/05/19 13:11
 Received date/time: 06/06/19 08:45

Method	Batch	Dilution	Preparation date/time	Analysis date/time	Analyst	Location
Volatile Organic Compounds (GC/MS) by Method 8260B	WG1293455	1	06/09/19 19:31	06/09/19 19:31	ACG	Mt. Juliet, TN
Volatile Organic Compounds (GC/MS) by Method 8260B	WG1295749	200	06/13/19 18:25	06/13/19 18:25	BMB	Mt. Juliet, TN

6 Qc

7 Gl

8 Al

MW-12-060519 L1106215-12 GW

Collected by: Melissa Warren
 Collected date/time: 06/05/19 13:25
 Received date/time: 06/06/19 08:45

Method	Batch	Dilution	Preparation date/time	Analysis date/time	Analyst	Location
Volatile Organic Compounds (GC/MS) by Method 8260B	WG1293455	1	06/09/19 19:52	06/09/19 19:52	ACG	Mt. Juliet, TN
Volatile Organic Compounds (GC/MS) by Method 8260B	WG1295749	1	06/13/19 18:47	06/13/19 18:47	BMB	Mt. Juliet, TN

9 Sc

MW-12B-060519 L1106215-13 GW

Collected by: Melissa Warren
 Collected date/time: 06/05/19 13:30
 Received date/time: 06/06/19 08:45

Method	Batch	Dilution	Preparation date/time	Analysis date/time	Analyst	Location
Volatile Organic Compounds (GC/MS) by Method 8260B	WG1293455	5	06/09/19 20:14	06/09/19 20:14	ACG	Mt. Juliet, TN
Volatile Organic Compounds (GC/MS) by Method 8260B	WG1295749	5	06/13/19 19:09	06/13/19 19:09	BMB	Mt. Juliet, TN

MW-28-060519 L1106215-14 GW

Collected by: Melissa Warren
 Collected date/time: 06/05/19 13:45
 Received date/time: 06/06/19 08:45

Method	Batch	Dilution	Preparation date/time	Analysis date/time	Analyst	Location
Volatile Organic Compounds (GC/MS) by Method 8260B	WG1293455	1	06/09/19 20:35	06/09/19 20:35	ACG	Mt. Juliet, TN
Volatile Organic Compounds (GC/MS) by Method 8260B	WG1295749	1	06/13/19 19:30	06/13/19 19:30	BMB	Mt. Juliet, TN

MW-49-060519 L1106215-15 GW

Collected by: Melissa Warren
 Collected date/time: 06/05/19 13:50
 Received date/time: 06/06/19 08:45

Method	Batch	Dilution	Preparation date/time	Analysis date/time	Analyst	Location
Volatile Organic Compounds (GC/MS) by Method 8260B	WG1293455	1	06/09/19 20:56	06/09/19 20:56	ACG	Mt. Juliet, TN
Volatile Organic Compounds (GC/MS) by Method 8260B	WG1295749	1	06/13/19 19:52	06/13/19 19:52	BMB	Mt. Juliet, TN

SAMPLE SUMMARY

MW-35-060519 L1106215-16 GW

Collected by
Melissa Warren
Collected date/time
06/05/19 14:00
Received date/time
06/06/19 08:45

Method	Batch	Dilution	Preparation date/time	Analysis date/time	Analyst	Location
Volatile Organic Compounds (GC/MS) by Method 8260B	WG1293455	1	06/09/19 21:51	06/09/19 21:51	ACG	Mt. Juliet, TN

1
Cp

2
Tc

3
Ss

4
Cn

5
Sr

6
Qc

7
Gl

8
Al

9
Sc

MW-25-060519 L1106215-17 GW

Collected by
Melissa Warren
Collected date/time
06/05/19 14:35
Received date/time
06/06/19 08:45

Method	Batch	Dilution	Preparation date/time	Analysis date/time	Analyst	Location
Volatile Organic Compounds (GC/MS) by Method 8260B	WG1293455	1	06/09/19 22:12	06/09/19 22:12	ACG	Mt. Juliet, TN

MW-25B-060519 L1106215-18 GW

Collected by
Melissa Warren
Collected date/time
06/05/19 14:40
Received date/time
06/06/19 08:45

Method	Batch	Dilution	Preparation date/time	Analysis date/time	Analyst	Location
Volatile Organic Compounds (GC/MS) by Method 8260B	WG1293455	1	06/09/19 22:33	06/09/19 22:33	ACG	Mt. Juliet, TN

MW-15B-060519 L1106215-19 GW

Collected by
Melissa Warren
Collected date/time
06/05/19 14:50
Received date/time
06/06/19 08:45

Method	Batch	Dilution	Preparation date/time	Analysis date/time	Analyst	Location
Volatile Organic Compounds (GC/MS) by Method 8260B	WG1293455	10	06/09/19 22:54	06/09/19 22:54	ACG	Mt. Juliet, TN

MW-37-060519 L1106215-20 GW

Collected by
Melissa Warren
Collected date/time
06/05/19 15:00
Received date/time
06/06/19 08:45

Method	Batch	Dilution	Preparation date/time	Analysis date/time	Analyst	Location
Volatile Organic Compounds (GC/MS) by Method 8260B	WG1293455	1	06/09/19 23:15	06/09/19 23:15	ACG	Mt. Juliet, TN

MW-45-060519 L1106215-21 GW

Collected by
Melissa Warren
Collected date/time
06/05/19 09:30
Received date/time
06/06/19 08:45

Method	Batch	Dilution	Preparation date/time	Analysis date/time	Analyst	Location
Volatile Organic Compounds (GC/MS) by Method 8260B	WG1293455	1	06/09/19 23:37	06/09/19 23:37	ACG	Mt. Juliet, TN

MW-45B-060519 L1106215-22 GW

Collected by
Melissa Warren
Collected date/time
06/05/19 09:35
Received date/time
06/06/19 08:45

Method	Batch	Dilution	Preparation date/time	Analysis date/time	Analyst	Location
Volatile Organic Compounds (GC/MS) by Method 8260B	WG1293455	1	06/09/19 23:58	06/09/19 23:58	ACG	Mt. Juliet, TN

MW-21-060519 L1106215-23 GW

Collected by
Melissa Warren
Collected date/time
06/05/19 10:05
Received date/time
06/06/19 08:45

Method	Batch	Dilution	Preparation date/time	Analysis date/time	Analyst	Location
Volatile Organic Compounds (GC/MS) by Method 8260B	WG1293455	1	06/10/19 00:20	06/10/19 00:20	ACG	Mt. Juliet, TN

SAMPLE SUMMARY



MW-17B-060519 L1106215-24 GW

Collected by
Melissa Warren

Collected date/time
06/05/19 10:15

Received date/time
06/06/19 08:45

Method	Batch	Dilution	Preparation date/time	Analysis date/time	Analyst	Location
Volatile Organic Compounds (GC/MS) by Method 8260B	WG1293455	200	06/10/19 00:41	06/10/19 00:41	ACG	Mt. Juliet, TN

1 Cp

2 Tc

FB02-060519 L1106215-25 GW

Collected by
Melissa Warren

Collected date/time
06/05/19 10:55

Received date/time
06/06/19 08:45

Method	Batch	Dilution	Preparation date/time	Analysis date/time	Analyst	Location
Volatile Organic Compounds (GC/MS) by Method 8260B	WG1293455	1	06/10/19 01:03	06/10/19 01:03	ACG	Mt. Juliet, TN

3 Ss

4 Cn

5 Sr

MW-01-060519 L1106215-26 GW

Collected by
Melissa Warren

Collected date/time
06/05/19 12:40

Received date/time
06/06/19 08:45

Method	Batch	Dilution	Preparation date/time	Analysis date/time	Analyst	Location
Volatile Organic Compounds (GC/MS) by Method 8260B	WG1293455	1	06/10/19 01:24	06/10/19 01:24	ACG	Mt. Juliet, TN

6 Qc

7 Gl

8 Al

MW-01B-060519 L1106215-27 GW

Collected by
Melissa Warren

Collected date/time
06/05/19 12:45

Received date/time
06/06/19 08:45

Method	Batch	Dilution	Preparation date/time	Analysis date/time	Analyst	Location
Volatile Organic Compounds (GC/MS) by Method 8260B	WG1293455	1	06/10/19 01:46	06/10/19 01:46	ACG	Mt. Juliet, TN

9 Sc

MW-27-060519 L1106215-28 GW

Collected by
Melissa Warren

Collected date/time
06/05/19 12:55

Received date/time
06/06/19 08:45

Method	Batch	Dilution	Preparation date/time	Analysis date/time	Analyst	Location
Volatile Organic Compounds (GC/MS) by Method 8260B	WG1293455	1	06/10/19 02:07	06/10/19 02:07	ACG	Mt. Juliet, TN

MW-27B-060519 L1106215-29 GW

Collected by
Melissa Warren

Collected date/time
06/05/19 13:00

Received date/time
06/06/19 08:45

Method	Batch	Dilution	Preparation date/time	Analysis date/time	Analyst	Location
Volatile Organic Compounds (GC/MS) by Method 8260B	WG1293457	1	06/10/19 04:16	06/10/19 04:16	ACG	Mt. Juliet, TN

MW-11-060519 L1106215-30 GW

Collected by
Melissa Warren

Collected date/time
06/05/19 13:10

Received date/time
06/06/19 08:45

Method	Batch	Dilution	Preparation date/time	Analysis date/time	Analyst	Location
Volatile Organic Compounds (GC/MS) by Method 8260B	WG1293457	200	06/10/19 04:37	06/10/19 04:37	ACG	Mt. Juliet, TN

MW-17-060519 L1106215-31 GW

Collected by
Melissa Warren

Collected date/time
06/05/19 08:05

Received date/time
06/06/19 08:45

Method	Batch	Dilution	Preparation date/time	Analysis date/time	Analyst	Location
Volatile Organic Compounds (GC/MS) by Method 8260B	WG1293457	5	06/10/19 04:59	06/10/19 04:59	ACG	Mt. Juliet, TN

SAMPLE SUMMARY

MW-22-060519 L1106215-32 GW

Collected by
Melissa Warren
Collected date/time
06/05/19 09:20
Received date/time
06/06/19 08:45

Method	Batch	Dilution	Preparation date/time	Analysis date/time	Analyst	Location
Volatile Organic Compounds (GC/MS) by Method 8260B	WG1293457	1	06/10/19 05:20	06/10/19 05:20	ACG	Mt. Juliet, TN

1
Cp

2
Tc

3
Ss

4
Cn

5
Sr

6
Qc

7
Gl

8
Al

9
Sc

MW-47-060519 L1106215-33 GW

Collected by
Melissa Warren
Collected date/time
06/05/19 10:05
Received date/time
06/06/19 08:45

Method	Batch	Dilution	Preparation date/time	Analysis date/time	Analyst	Location
Volatile Organic Compounds (GC/MS) by Method 8260B	WG1293457	1	06/10/19 05:41	06/10/19 05:41	ACG	Mt. Juliet, TN

MW-31-060519 L1106215-34 GW

Collected by
Melissa Warren
Collected date/time
06/05/19 10:15
Received date/time
06/06/19 08:45

Method	Batch	Dilution	Preparation date/time	Analysis date/time	Analyst	Location
Volatile Organic Compounds (GC/MS) by Method 8260B	WG1293457	1	06/10/19 06:03	06/10/19 06:03	ACG	Mt. Juliet, TN

MW-33T-060519 L1106215-35 GW

Collected by
Melissa Warren
Collected date/time
06/05/19 10:25
Received date/time
06/06/19 08:45

Method	Batch	Dilution	Preparation date/time	Analysis date/time	Analyst	Location
Volatile Organic Compounds (GC/MS) by Method 8260B	WG1293457	1	06/10/19 06:24	06/10/19 06:24	ACG	Mt. Juliet, TN

MW-50B-060519 L1106215-36 GW

Collected by
Melissa Warren
Collected date/time
06/05/19 10:40
Received date/time
06/06/19 08:45

Method	Batch	Dilution	Preparation date/time	Analysis date/time	Analyst	Location
Volatile Organic Compounds (GC/MS) by Method 8260B	WG1293457	1	06/10/19 06:45	06/10/19 06:45	ACG	Mt. Juliet, TN

MW-48B-060519 L1106215-37 GW

Collected by
Melissa Warren
Collected date/time
06/05/19 10:55
Received date/time
06/06/19 08:45

Method	Batch	Dilution	Preparation date/time	Analysis date/time	Analyst	Location
Volatile Organic Compounds (GC/MS) by Method 8260B	WG1293457	1	06/10/19 07:06	06/10/19 07:06	ACG	Mt. Juliet, TN

MW-14B-060519 L1106215-38 GW

Collected by
Melissa Warren
Collected date/time
06/05/19 12:40
Received date/time
06/06/19 08:45

Method	Batch	Dilution	Preparation date/time	Analysis date/time	Analyst	Location
Volatile Organic Compounds (GC/MS) by Method 8260B	WG1293457	1	06/10/19 07:27	06/10/19 07:27	ACG	Mt. Juliet, TN

MW-14-060519 L1106215-39 GW

Collected by
Melissa Warren
Collected date/time
06/05/19 12:55
Received date/time
06/06/19 08:45

Method	Batch	Dilution	Preparation date/time	Analysis date/time	Analyst	Location
Volatile Organic Compounds (GC/MS) by Method 8260B	WG1293457	1	06/10/19 07:48	06/10/19 07:48	ACG	Mt. Juliet, TN

SAMPLE SUMMARY



MW-13-060519 L1106215-40 GW				Collected by Melissa Warren	Collected date/time 06/05/19 13:10	Received date/time 06/06/19 08:45
Method	Batch	Dilution	Preparation date/time	Analysis date/time	Analyst	Location
Volatile Organic Compounds (GC/MS) by Method 8260B	WG1293457	5	06/10/19 08:09	06/10/19 08:09	ACG	Mt. Juliet, TN
MW-13B-060519 L1106215-41 GW				Collected by Melissa Warren	Collected date/time 06/05/19 13:15	Received date/time 06/06/19 08:45
Method	Batch	Dilution	Preparation date/time	Analysis date/time	Analyst	Location
Volatile Organic Compounds (GC/MS) by Method 8260B	WG1293457	5	06/10/19 08:30	06/10/19 08:30	ACG	Mt. Juliet, TN
MW-42-060519 L1106215-42 GW				Collected by Melissa Warren	Collected date/time 06/05/19 13:40	Received date/time 06/06/19 08:45
Method	Batch	Dilution	Preparation date/time	Analysis date/time	Analyst	Location
Volatile Organic Compounds (GC/MS) by Method 8260B	WG1293457	1	06/10/19 08:51	06/10/19 08:51	ACG	Mt. Juliet, TN
MW-41-060519 L1106215-43 GW				Collected by Melissa Warren	Collected date/time 06/05/19 13:50	Received date/time 06/06/19 08:45
Method	Batch	Dilution	Preparation date/time	Analysis date/time	Analyst	Location
Volatile Organic Compounds (GC/MS) by Method 8260B	WG1293457	1	06/10/19 09:12	06/10/19 09:12	ACG	Mt. Juliet, TN
MW-41-D-060519 L1106215-44 GW				Collected by Melissa Warren	Collected date/time 06/05/19 13:51	Received date/time 06/06/19 08:45
Method	Batch	Dilution	Preparation date/time	Analysis date/time	Analyst	Location
Volatile Organic Compounds (GC/MS) by Method 8260B	WG1293457	1	06/10/19 09:33	06/10/19 09:33	ACG	Mt. Juliet, TN
MW-40-060519 L1106215-45 GW				Collected by Melissa Warren	Collected date/time 06/05/19 14:05	Received date/time 06/06/19 08:45
Method	Batch	Dilution	Preparation date/time	Analysis date/time	Analyst	Location
Volatile Organic Compounds (GC/MS) by Method 8260B	WG1293457	1	06/10/19 09:54	06/10/19 09:54	ACG	Mt. Juliet, TN
MW-39-060519 L1106215-46 GW				Collected by Melissa Warren	Collected date/time 06/05/19 14:15	Received date/time 06/06/19 08:45
Method	Batch	Dilution	Preparation date/time	Analysis date/time	Analyst	Location
Volatile Organic Compounds (GC/MS) by Method 8260B	WG1293457	1	06/10/19 10:15	06/10/19 10:15	ACG	Mt. Juliet, TN
MW-34-060519 L1106215-47 GW				Collected by Melissa Warren	Collected date/time 06/05/19 14:25	Received date/time 06/06/19 08:45
Method	Batch	Dilution	Preparation date/time	Analysis date/time	Analyst	Location
Volatile Organic Compounds (GC/MS) by Method 8260B	WG1293457	5	06/10/19 10:36	06/10/19 10:36	ACG	Mt. Juliet, TN

1 Cp

2 Tc

3 Ss

4 Cn

5 Sr

6 Qc

7 Gl

8 Al

9 Sc

SAMPLE SUMMARY



MW-15-060519 L1106215-48 GW

Collected by
Melissa Warren

Collected date/time
06/05/19 14:40

Received date/time
06/06/19 08:45

Method	Batch	Dilution	Preparation date/time	Analysis date/time	Analyst	Location
Volatile Organic Compounds (GC/MS) by Method 8260B	WG1293457	1	06/10/19 10:57	06/10/19 10:57	ACG	Mt. Juliet, TN

1 Cp

2 Tc

3 Ss

MW-43B-060519 L1106215-49 GW

Collected by
Melissa Warren

Collected date/time
06/05/19 15:15

Received date/time
06/06/19 08:45

Method	Batch	Dilution	Preparation date/time	Analysis date/time	Analyst	Location
Volatile Organic Compounds (GC/MS) by Method 8260B	WG1293482	1	06/10/19 00:37	06/10/19 00:37	ACE	Mt. Juliet, TN

4 Cn

5 Sr

MW-43-060519 L1106215-50 GW

Collected by
Melissa Warren

Collected date/time
06/05/19 15:20

Received date/time
06/06/19 08:45

Method	Batch	Dilution	Preparation date/time	Analysis date/time	Analyst	Location
Volatile Organic Compounds (GC/MS) by Method 8260B	WG1293482	1	06/10/19 00:58	06/10/19 00:58	ACE	Mt. Juliet, TN

6 Qc

7 Gl

MW-38-060519 L1106215-51 GW

Collected by
Melissa Warren

Collected date/time
06/05/19 15:10

Received date/time
06/06/19 08:45

Method	Batch	Dilution	Preparation date/time	Analysis date/time	Analyst	Location
Volatile Organic Compounds (GC/MS) by Method 8260B	WG1295160	100	06/13/19 00:35	06/13/19 00:35	ADM	Mt. Juliet, TN

8 Al

9 Sc

MW-24-060519 L1106215-52 GW

Collected by
Melissa Warren

Collected date/time
06/05/19 15:30

Received date/time
06/06/19 08:45

Method	Batch	Dilution	Preparation date/time	Analysis date/time	Analyst	Location
Volatile Organic Compounds (GC/MS) by Method 8260B	WG1293482	1	06/10/19 01:38	06/10/19 01:38	ACE	Mt. Juliet, TN

MW-24B-060519 L1106215-53 GW

Collected by
Melissa Warren

Collected date/time
06/05/19 15:40

Received date/time
06/06/19 08:45

Method	Batch	Dilution	Preparation date/time	Analysis date/time	Analyst	Location
Volatile Organic Compounds (GC/MS) by Method 8260B	WG1293482	1	06/10/19 01:58	06/10/19 01:58	ACE	Mt. Juliet, TN

TB03-060519 L1106215-54 GW

Collected by
Melissa Warren

Collected date/time
06/05/19 16:00

Received date/time
06/06/19 08:45

Method	Batch	Dilution	Preparation date/time	Analysis date/time	Analyst	Location
Volatile Organic Compounds (GC/MS) by Method 8260B	WG1293482	1	06/09/19 21:16	06/09/19 21:16	ACE	Mt. Juliet, TN



All sample aliquots were received at the correct temperature, in the proper containers, with the appropriate preservatives, and within method specified holding times, unless qualified or notated within the report. Where applicable, all MDL (LOD) and RDL (LOQ) values reported for environmental samples have been corrected for the dilution factor used in the analysis. All Method and Batch Quality Control are within established criteria except where addressed in this case narrative, a non-conformance form or properly qualified within the sample results. By my digital signature below, I affirm to the best of my knowledge, all problems/anomalies observed by the laboratory as having the potential to affect the quality of the data have been identified by the laboratory, and no information or data have been knowingly withheld that would affect the quality of the data.

Chris McCord
Project Manager

- ¹ Cp
- ² Tc
- ³ Ss
- ⁴ Cn
- ⁵ Sr
- ⁶ Qc
- ⁷ Gl
- ⁸ Al
- ⁹ Sc



Volatile Organic Compounds (GC/MS) by Method 8260B

Analyte	Result	Qualifier	RDL	Dilution	Analysis date / time	Batch
Benzene	ND		1.00	1	06/09/2019 16:16	WG1293392
Toluene	ND		1.00	1	06/09/2019 16:16	WG1293392
Ethylbenzene	ND		1.00	1	06/09/2019 16:16	WG1293392
Total Xylenes	ND		3.00	1	06/09/2019 16:16	WG1293392
Methyl tert-butyl ether	ND		1.00	1	06/09/2019 16:16	WG1293392
Naphthalene	ND		5.00	1	06/09/2019 16:16	WG1293392
1,2-Dichloroethane	ND		1.00	1	06/09/2019 16:16	WG1293392
(S) Toluene-d8	104		80.0-120		06/09/2019 16:16	WG1293392
(S) 4-Bromofluorobenzene	70.3	<u>J2</u>	77.0-126		06/09/2019 16:16	WG1293392
(S) 1,2-Dichloroethane-d4	116		70.0-130		06/09/2019 16:16	WG1293392

- 1 Cp
- 2 Tc
- 3 Ss
- 4 Cn
- 5 Sr
- 6 Qc
- 7 Gl
- 8 Al
- 9 Sc



Volatile Organic Compounds (GC/MS) by Method 8260B

Analyte	Result	Qualifier	RDL	Dilution	Analysis date / time	Batch
Benzene	ND		1.00	1	06/11/2019 12:27	WG1294191
Toluene	ND		1.00	1	06/11/2019 12:27	WG1294191
Ethylbenzene	ND		1.00	1	06/11/2019 12:27	WG1294191
Total Xylenes	ND		3.00	1	06/11/2019 12:27	WG1294191
Methyl tert-butyl ether	ND		1.00	1	06/11/2019 12:27	WG1294191
Naphthalene	ND		5.00	1	06/11/2019 12:27	WG1294191
1,2-Dichloroethane	ND		1.00	1	06/11/2019 12:27	WG1294191
(S) Toluene-d8	102		80.0-120		06/11/2019 12:27	WG1294191
(S) 4-Bromofluorobenzene	89.3		77.0-126		06/11/2019 12:27	WG1294191
(S) 1,2-Dichloroethane-d4	95.8		70.0-130		06/11/2019 12:27	WG1294191

- 1 Cp
- 2 Tc
- 3 Ss
- 4 Cn
- 5 Sr
- 6 Qc
- 7 Gl
- 8 Al
- 9 Sc



Volatile Organic Compounds (GC/MS) by Method 8260B

Analyte	Result	Qualifier	RDL	Dilution	Analysis date / time	Batch
Benzene	ND		5.00	5	06/09/2019 16:37	WG1293392
Toluene	ND		5.00	5	06/09/2019 16:37	WG1293392
Ethylbenzene	ND		5.00	5	06/09/2019 16:37	WG1293392
Total Xylenes	30.4		15.0	5	06/09/2019 16:37	WG1293392
Methyl tert-butyl ether	ND		5.00	5	06/09/2019 16:37	WG1293392
Naphthalene	ND		25.0	5	06/09/2019 16:37	WG1293392
1,2-Dichloroethane	ND		5.00	5	06/09/2019 16:37	WG1293392
(S) Toluene-d8	102		80.0-120		06/09/2019 16:37	WG1293392
(S) 4-Bromofluorobenzene	65.2	<u>J2</u>	77.0-126		06/09/2019 16:37	WG1293392
(S) 1,2-Dichloroethane-d4	117		70.0-130		06/09/2019 16:37	WG1293392

- 1 Cp
- 2 Tc
- 3 Ss
- 4 Cn
- 5 Sr
- 6 Qc
- 7 Gl
- 8 Al
- 9 Sc

Sample Narrative:

L1106215-03 WG1293392: Non-target compounds too high to run at a lower dilution.



Volatile Organic Compounds (GC/MS) by Method 8260B

Analyte	Result ug/l	Qualifier	RDL ug/l	Dilution	Analysis date / time	Batch
Benzene	11200		1000	1000	06/11/2019 13:09	WG1294191
Toluene	22800		1000	1000	06/11/2019 13:09	WG1294191
Ethylbenzene	1460		50.0	50	06/09/2019 16:57	WG1293392
Total Xylenes	10200		150	50	06/09/2019 16:57	WG1293392
Methyl tert-butyl ether	174		50.0	50	06/09/2019 16:57	WG1293392
Naphthalene	437		250	50	06/09/2019 16:57	WG1293392
1,2-Dichloroethane	ND		50.0	50	06/09/2019 16:57	WG1293392
(S) Toluene-d8	95.7		80.0-120		06/09/2019 16:57	WG1293392
(S) Toluene-d8	95.8		80.0-120		06/11/2019 13:09	WG1294191
(S) 4-Bromofluorobenzene	98.7		77.0-126		06/09/2019 16:57	WG1293392
(S) 4-Bromofluorobenzene	89.2		77.0-126		06/11/2019 13:09	WG1294191
(S) 1,2-Dichloroethane-d4	101		70.0-130		06/09/2019 16:57	WG1293392
(S) 1,2-Dichloroethane-d4	95.6		70.0-130		06/11/2019 13:09	WG1294191

- 1 Cp
- 2 Tc
- 3 Ss
- 4 Cn
- 5 Sr
- 6 Qc
- 7 Gl
- 8 Al
- 9 Sc



Volatile Organic Compounds (GC/MS) by Method 8260B

Analyte	Result	Qualifier	RDL	Dilution	Analysis date / time	Batch
Benzene	ND		1.00	1	06/09/2019 17:18	WG1293392
Toluene	ND		1.00	1	06/09/2019 17:18	WG1293392
Ethylbenzene	ND		1.00	1	06/09/2019 17:18	WG1293392
Total Xylenes	ND		3.00	1	06/09/2019 17:18	WG1293392
Methyl tert-butyl ether	ND		1.00	1	06/09/2019 17:18	WG1293392
Naphthalene	ND		5.00	1	06/09/2019 17:18	WG1293392
1,2-Dichloroethane	ND		1.00	1	06/09/2019 17:18	WG1293392
(S) Toluene-d8	92.0		80.0-120		06/09/2019 17:18	WG1293392
(S) 4-Bromofluorobenzene	97.3		77.0-126		06/09/2019 17:18	WG1293392
(S) 1,2-Dichloroethane-d4	115		70.0-130		06/09/2019 17:18	WG1293392

1 Cp

2 Tc

3 Ss

4 Cn

5 Sr

6 Qc

7 Gl

8 Al

9 Sc



Volatile Organic Compounds (GC/MS) by Method 8260B

Analyte	Result	Qualifier	RDL	Dilution	Analysis date / time	Batch
Benzene	ND		1.00	1	06/09/2019 17:38	WG1293392
Toluene	ND		1.00	1	06/09/2019 17:38	WG1293392
Ethylbenzene	ND		1.00	1	06/09/2019 17:38	WG1293392
Total Xylenes	ND		3.00	1	06/09/2019 17:38	WG1293392
Methyl tert-butyl ether	ND		1.00	1	06/09/2019 17:38	WG1293392
Naphthalene	ND		5.00	1	06/09/2019 17:38	WG1293392
1,2-Dichloroethane	ND		1.00	1	06/09/2019 17:38	WG1293392
(S) Toluene-d8	105		80.0-120		06/09/2019 17:38	WG1293392
(S) 4-Bromofluorobenzene	82.5		77.0-126		06/09/2019 17:38	WG1293392
(S) 1,2-Dichloroethane-d4	114		70.0-130		06/09/2019 17:38	WG1293392

- 1 Cp
- 2 Tc
- 3 Ss
- 4 Cn
- 5 Sr
- 6 Qc
- 7 Gl
- 8 Al
- 9 Sc



Volatile Organic Compounds (GC/MS) by Method 8260B

Analyte	Result	Qualifier	RDL	Dilution	Analysis date / time	Batch
Benzene	520		5.00	5	06/09/2019 17:59	WG1293392
Toluene	5.77		5.00	5	06/09/2019 17:59	WG1293392
Ethylbenzene	ND		5.00	5	06/09/2019 17:59	WG1293392
Total Xylenes	211		15.0	5	06/09/2019 17:59	WG1293392
Methyl tert-butyl ether	27.7		5.00	5	06/09/2019 17:59	WG1293392
Naphthalene	ND		25.0	5	06/09/2019 17:59	WG1293392
1,2-Dichloroethane	ND		5.00	5	06/09/2019 17:59	WG1293392
(S) Toluene-d8	104		80.0-120		06/09/2019 17:59	WG1293392
(S) 4-Bromofluorobenzene	68.2	<u>J2</u>	77.0-126		06/09/2019 17:59	WG1293392
(S) 1,2-Dichloroethane-d4	102		70.0-130		06/09/2019 17:59	WG1293392

- 1 Cp
- 2 Tc
- 3 Ss
- 4 Cn
- 5 Sr
- 6 Qc
- 7 Gl
- 8 Al
- 9 Sc



Volatile Organic Compounds (GC/MS) by Method 8260B

Analyte	Result ug/l	Qualifier	RDL ug/l	Dilution	Analysis date / time	Batch
Benzene	457		5.00	5	06/09/2019 18:20	WG1293392
Toluene	5.96		5.00	5	06/09/2019 18:20	WG1293392
Ethylbenzene	ND		5.00	5	06/09/2019 18:20	WG1293392
Total Xylenes	178		15.0	5	06/09/2019 18:20	WG1293392
Methyl tert-butyl ether	24.2		5.00	5	06/09/2019 18:20	WG1293392
Naphthalene	ND		25.0	5	06/09/2019 18:20	WG1293392
1,2-Dichloroethane	ND		5.00	5	06/09/2019 18:20	WG1293392
(S) Toluene-d8	105		80.0-120		06/09/2019 18:20	WG1293392
(S) 4-Bromofluorobenzene	70.0	<u>J2</u>	77.0-126		06/09/2019 18:20	WG1293392
(S) 1,2-Dichloroethane-d4	95.7		70.0-130		06/09/2019 18:20	WG1293392

- 1 Cp
- 2 Tc
- 3 Ss
- 4 Cn
- 5 Sr
- 6 Qc
- 7 Gl
- 8 Al
- 9 Sc



Volatile Organic Compounds (GC/MS) by Method 8260B

Analyte	Result	Qualifier	RDL	Dilution	Analysis date / time	Batch
Benzene	ND		1.00	1	06/09/2019 18:49	WG1293455
Toluene	ND		1.00	1	06/09/2019 18:49	WG1293455
Ethylbenzene	ND		1.00	1	06/09/2019 18:49	WG1293455
Total Xylenes	ND		3.00	1	06/09/2019 18:49	WG1293455
Methyl tert-butyl ether	ND		1.00	1	06/09/2019 18:49	WG1293455
Naphthalene	ND		5.00	1	06/09/2019 18:49	WG1293455
1,2-Dichloroethane	ND		1.00	1	06/09/2019 18:49	WG1293455
(S) Toluene-d8	95.0		80.0-120		06/09/2019 18:49	WG1293455
(S) 4-Bromofluorobenzene	97.5		77.0-126		06/09/2019 18:49	WG1293455
(S) 1,2-Dichloroethane-d4	123		70.0-130		06/09/2019 18:49	WG1293455

1 Cp

2 Tc

3 Ss

4 Cn

5 Sr

6 Qc

7 Gl

8 Al

9 Sc



Volatile Organic Compounds (GC/MS) by Method 8260B

Analyte	Result	Qualifier	RDL	Dilution	Analysis date / time	Batch
Benzene	1300		10.0	10	06/09/2019 19:10	WG1293455
Toluene	19.5		10.0	10	06/09/2019 19:10	WG1293455
Ethylbenzene	ND		10.0	10	06/09/2019 19:10	WG1293455
Total Xylenes	400		30.0	10	06/09/2019 19:10	WG1293455
Methyl tert-butyl ether	278		10.0	10	06/09/2019 19:10	WG1293455
Naphthalene	ND		50.0	10	06/09/2019 19:10	WG1293455
1,2-Dichloroethane	ND		10.0	10	06/09/2019 19:10	WG1293455
(S) Toluene-d8	92.7		80.0-120		06/09/2019 19:10	WG1293455
(S) 4-Bromofluorobenzene	96.9		77.0-126		06/09/2019 19:10	WG1293455
(S) 1,2-Dichloroethane-d4	124		70.0-130		06/09/2019 19:10	WG1293455

1 Cp

2 Tc

3 Ss

4 Cn

5 Sr

6 Qc

7 Gl

8 Al

9 Sc



Volatile Organic Compounds (GC/MS) by Method 8260B

Analyte	Result ug/l	Qualifier	RDL ug/l	Dilution	Analysis date / time	Batch
Benzene	9620		200	200	06/13/2019 18:25	WG1295749
Toluene	30500		200	200	06/13/2019 18:25	WG1295749
Ethylbenzene	2220		200	200	06/13/2019 18:25	WG1295749
Total Xylenes	12800		600	200	06/13/2019 18:25	WG1295749
Methyl tert-butyl ether	54.2		1.00	1	06/09/2019 19:31	WG1293455
Naphthalene	189		5.00	1	06/09/2019 19:31	WG1293455
1,2-Dichloroethane	ND		1.00	1	06/09/2019 19:31	WG1293455
(S) Toluene-d8	83.1		80.0-120		06/09/2019 19:31	WG1293455
(S) Toluene-d8	99.6		80.0-120		06/13/2019 18:25	WG1295749
(S) 4-Bromofluorobenzene	96.6		77.0-126		06/09/2019 19:31	WG1293455
(S) 4-Bromofluorobenzene	93.1		77.0-126		06/13/2019 18:25	WG1295749
(S) 1,2-Dichloroethane-d4	120		70.0-130		06/09/2019 19:31	WG1293455
(S) 1,2-Dichloroethane-d4	109		70.0-130		06/13/2019 18:25	WG1295749

- 1 Cp
- 2 Tc
- 3 Ss
- 4 Cn
- 5 Sr
- 6 Qc
- 7 Gl
- 8 Al
- 9 Sc



Volatile Organic Compounds (GC/MS) by Method 8260B

Analyte	Result	Qualifier	RDL	Dilution	Analysis date / time	Batch
Benzene	ND		1.00	1	06/13/2019 18:47	WG1295749
Toluene	ND		1.00	1	06/13/2019 18:47	WG1295749
Ethylbenzene	ND		1.00	1	06/13/2019 18:47	WG1295749
Total Xylenes	ND		3.00	1	06/13/2019 18:47	WG1295749
Methyl tert-butyl ether	ND		1.00	1	06/09/2019 19:52	WG1293455
Naphthalene	ND		5.00	1	06/09/2019 19:52	WG1293455
1,2-Dichloroethane	ND		1.00	1	06/09/2019 19:52	WG1293455
(S) Toluene-d8	94.8		80.0-120		06/09/2019 19:52	WG1293455
(S) Toluene-d8	101		80.0-120		06/13/2019 18:47	WG1295749
(S) 4-Bromofluorobenzene	98.4		77.0-126		06/09/2019 19:52	WG1293455
(S) 4-Bromofluorobenzene	89.7		77.0-126		06/13/2019 18:47	WG1295749
(S) 1,2-Dichloroethane-d4	117		70.0-130		06/09/2019 19:52	WG1293455
(S) 1,2-Dichloroethane-d4	113		70.0-130		06/13/2019 18:47	WG1295749

- 1 Cp
- 2 Tc
- 3 Ss
- 4 Cn
- 5 Sr
- 6 Qc
- 7 Gl
- 8 Al
- 9 Sc



Volatile Organic Compounds (GC/MS) by Method 8260B

Analyte	Result	Qualifier	RDL	Dilution	Analysis date / time	Batch
Benzene	88.4		5.00	5	06/09/2019 20:14	WG1293455
Toluene	ND		5.00	5	06/13/2019 19:09	WG1295749
Ethylbenzene	38.0		5.00	5	06/09/2019 20:14	WG1293455
Total Xylenes	15.2		15.0	5	06/13/2019 19:09	WG1295749
Methyl tert-butyl ether	ND		5.00	5	06/09/2019 20:14	WG1293455
Naphthalene	ND		25.0	5	06/09/2019 20:14	WG1293455
1,2-Dichloroethane	ND		5.00	5	06/09/2019 20:14	WG1293455
(S) Toluene-d8	95.7		80.0-120		06/09/2019 20:14	WG1293455
(S) Toluene-d8	96.6		80.0-120		06/13/2019 19:09	WG1295749
(S) 4-Bromofluorobenzene	96.7		77.0-126		06/09/2019 20:14	WG1293455
(S) 4-Bromofluorobenzene	90.1		77.0-126		06/13/2019 19:09	WG1295749
(S) 1,2-Dichloroethane-d4	112		70.0-130		06/09/2019 20:14	WG1293455
(S) 1,2-Dichloroethane-d4	113		70.0-130		06/13/2019 19:09	WG1295749

- 1 Cp
- 2 Tc
- 3 Ss
- 4 Cn
- 5 Sr
- 6 Qc
- 7 Gl
- 8 Al
- 9 Sc



Volatile Organic Compounds (GC/MS) by Method 8260B

Analyte	Result	Qualifier	RDL	Dilution	Analysis date / time	Batch
Benzene	ND		1.00	1	06/09/2019 20:35	WG1293455
Toluene	ND		1.00	1	06/13/2019 19:30	WG1295749
Ethylbenzene	ND		1.00	1	06/09/2019 20:35	WG1293455
Total Xylenes	ND		3.00	1	06/09/2019 20:35	WG1293455
Methyl tert-butyl ether	ND		1.00	1	06/09/2019 20:35	WG1293455
Naphthalene	ND		5.00	1	06/09/2019 20:35	WG1293455
1,2-Dichloroethane	ND		1.00	1	06/09/2019 20:35	WG1293455
(S) Toluene-d8	97.5		80.0-120		06/09/2019 20:35	WG1293455
(S) Toluene-d8	101		80.0-120		06/13/2019 19:30	WG1295749
(S) 4-Bromofluorobenzene	97.2		77.0-126		06/09/2019 20:35	WG1293455
(S) 4-Bromofluorobenzene	89.2		77.0-126		06/13/2019 19:30	WG1295749
(S) 1,2-Dichloroethane-d4	111		70.0-130		06/09/2019 20:35	WG1293455
(S) 1,2-Dichloroethane-d4	108		70.0-130		06/13/2019 19:30	WG1295749

- 1 Cp
- 2 Tc
- 3 Ss
- 4 Cn
- 5 Sr
- 6 Qc
- 7 Gl
- 8 Al
- 9 Sc



Volatile Organic Compounds (GC/MS) by Method 8260B

Analyte	Result	Qualifier	RDL	Dilution	Analysis date / time	Batch
Benzene	ND		1.00	1	06/09/2019 20:56	WG1293455
Toluene	ND		1.00	1	06/13/2019 19:52	WG1295749
Ethylbenzene	ND		1.00	1	06/09/2019 20:56	WG1293455
Total Xylenes	ND		3.00	1	06/09/2019 20:56	WG1293455
Methyl tert-butyl ether	ND		1.00	1	06/09/2019 20:56	WG1293455
Naphthalene	ND		5.00	1	06/09/2019 20:56	WG1293455
1,2-Dichloroethane	ND		1.00	1	06/09/2019 20:56	WG1293455
(S) Toluene-d8	97.0		80.0-120		06/09/2019 20:56	WG1293455
(S) Toluene-d8	101		80.0-120		06/13/2019 19:52	WG1295749
(S) 4-Bromofluorobenzene	96.3		77.0-126		06/09/2019 20:56	WG1293455
(S) 4-Bromofluorobenzene	93.4		77.0-126		06/13/2019 19:52	WG1295749
(S) 1,2-Dichloroethane-d4	112		70.0-130		06/09/2019 20:56	WG1293455
(S) 1,2-Dichloroethane-d4	109		70.0-130		06/13/2019 19:52	WG1295749

- 1 Cp
- 2 Tc
- 3 Ss
- 4 Cn
- 5 Sr
- 6 Qc
- 7 Gl
- 8 Al
- 9 Sc



Volatile Organic Compounds (GC/MS) by Method 8260B

Analyte	Result	Qualifier	RDL	Dilution	Analysis date / time	Batch
Benzene	ND		1.00	1	06/09/2019 21:51	WG1293455
Toluene	4.52		1.00	1	06/09/2019 21:51	WG1293455
Ethylbenzene	ND		1.00	1	06/09/2019 21:51	WG1293455
Total Xylenes	ND		3.00	1	06/09/2019 21:51	WG1293455
Methyl tert-butyl ether	ND		1.00	1	06/09/2019 21:51	WG1293455
Naphthalene	ND		5.00	1	06/09/2019 21:51	WG1293455
1,2-Dichloroethane	ND		1.00	1	06/09/2019 21:51	WG1293455
(S) Toluene-d8	96.0		80.0-120		06/09/2019 21:51	WG1293455
(S) 4-Bromofluorobenzene	96.5		77.0-126		06/09/2019 21:51	WG1293455
(S) 1,2-Dichloroethane-d4	114		70.0-130		06/09/2019 21:51	WG1293455

- 1 Cp
- 2 Tc
- 3 Ss
- 4 Cn
- 5 Sr
- 6 Qc
- 7 Gl
- 8 Al
- 9 Sc



Volatile Organic Compounds (GC/MS) by Method 8260B

Analyte	Result	Qualifier	RDL	Dilution	Analysis date / time	Batch
Benzene	ND		1.00	1	06/09/2019 22:12	WG1293455
Toluene	ND		1.00	1	06/09/2019 22:12	WG1293455
Ethylbenzene	ND		1.00	1	06/09/2019 22:12	WG1293455
Total Xylenes	ND		3.00	1	06/09/2019 22:12	WG1293455
Methyl tert-butyl ether	ND		1.00	1	06/09/2019 22:12	WG1293455
Naphthalene	ND		5.00	1	06/09/2019 22:12	WG1293455
1,2-Dichloroethane	ND		1.00	1	06/09/2019 22:12	WG1293455
(S) Toluene-d8	97.1		80.0-120		06/09/2019 22:12	WG1293455
(S) 4-Bromofluorobenzene	98.6		77.0-126		06/09/2019 22:12	WG1293455
(S) 1,2-Dichloroethane-d4	114		70.0-130		06/09/2019 22:12	WG1293455

- 1 Cp
- 2 Tc
- 3 Ss
- 4 Cn
- 5 Sr
- 6 Qc
- 7 Gl
- 8 Al
- 9 Sc



Volatile Organic Compounds (GC/MS) by Method 8260B

Analyte	Result	Qualifier	RDL	Dilution	Analysis date / time	Batch
Benzene	ND		1.00	1	06/09/2019 22:33	WG1293455
Toluene	ND		1.00	1	06/09/2019 22:33	WG1293455
Ethylbenzene	ND		1.00	1	06/09/2019 22:33	WG1293455
Total Xylenes	ND		3.00	1	06/09/2019 22:33	WG1293455
Methyl tert-butyl ether	ND		1.00	1	06/09/2019 22:33	WG1293455
Naphthalene	ND		5.00	1	06/09/2019 22:33	WG1293455
1,2-Dichloroethane	ND		1.00	1	06/09/2019 22:33	WG1293455
(S) Toluene-d8	93.3		80.0-120		06/09/2019 22:33	WG1293455
(S) 4-Bromofluorobenzene	93.4		77.0-126		06/09/2019 22:33	WG1293455
(S) 1,2-Dichloroethane-d4	115		70.0-130		06/09/2019 22:33	WG1293455

- 1 Cp
- 2 Tc
- 3 Ss
- 4 Cn
- 5 Sr
- 6 Qc
- 7 Gl
- 8 Al
- 9 Sc



Volatile Organic Compounds (GC/MS) by Method 8260B

Analyte	Result ug/l	Qualifier	RDL ug/l	Dilution	Analysis date / time	Batch
Benzene	590		10.0	10	06/09/2019 22:54	WG1293455
Toluene	1090		10.0	10	06/09/2019 22:54	WG1293455
Ethylbenzene	48.4		10.0	10	06/09/2019 22:54	WG1293455
Total Xylenes	492		30.0	10	06/09/2019 22:54	WG1293455
Methyl tert-butyl ether	98.0		10.0	10	06/09/2019 22:54	WG1293455
Naphthalene	ND		50.0	10	06/09/2019 22:54	WG1293455
1,2-Dichloroethane	ND		10.0	10	06/09/2019 22:54	WG1293455
(S) Toluene-d8	95.4		80.0-120		06/09/2019 22:54	WG1293455
(S) 4-Bromofluorobenzene	93.1		77.0-126		06/09/2019 22:54	WG1293455
(S) 1,2-Dichloroethane-d4	114		70.0-130		06/09/2019 22:54	WG1293455

1 Cp

2 Tc

3 Ss

4 Cn

5 Sr

6 Qc

7 Gl

8 Al

9 Sc



Volatile Organic Compounds (GC/MS) by Method 8260B

Analyte	Result	Qualifier	RDL	Dilution	Analysis date / time	Batch
Benzene	ND		1.00	1	06/09/2019 23:15	WG1293455
Toluene	ND		1.00	1	06/09/2019 23:15	WG1293455
Ethylbenzene	ND		1.00	1	06/09/2019 23:15	WG1293455
Total Xylenes	ND		3.00	1	06/09/2019 23:15	WG1293455
Methyl tert-butyl ether	ND		1.00	1	06/09/2019 23:15	WG1293455
Naphthalene	ND		5.00	1	06/09/2019 23:15	WG1293455
1,2-Dichloroethane	ND		1.00	1	06/09/2019 23:15	WG1293455
(S) Toluene-d8	93.3		80.0-120		06/09/2019 23:15	WG1293455
(S) 4-Bromofluorobenzene	94.7		77.0-126		06/09/2019 23:15	WG1293455
(S) 1,2-Dichloroethane-d4	114		70.0-130		06/09/2019 23:15	WG1293455

1 Cp

2 Tc

3 Ss

4 Cn

5 Sr

6 Qc

7 Gl

8 Al

9 Sc



Volatile Organic Compounds (GC/MS) by Method 8260B

Analyte	Result	Qualifier	RDL	Dilution	Analysis date / time	Batch
Benzene	ND		1.00	1	06/09/2019 23:37	WG1293455
Toluene	ND		1.00	1	06/09/2019 23:37	WG1293455
Ethylbenzene	ND		1.00	1	06/09/2019 23:37	WG1293455
Total Xylenes	ND		3.00	1	06/09/2019 23:37	WG1293455
Methyl tert-butyl ether	47.7		1.00	1	06/09/2019 23:37	WG1293455
Naphthalene	ND		5.00	1	06/09/2019 23:37	WG1293455
1,2-Dichloroethane	ND		1.00	1	06/09/2019 23:37	WG1293455
(S) Toluene-d8	94.6		80.0-120		06/09/2019 23:37	WG1293455
(S) 4-Bromofluorobenzene	96.5		77.0-126		06/09/2019 23:37	WG1293455
(S) 1,2-Dichloroethane-d4	115		70.0-130		06/09/2019 23:37	WG1293455

- 1 Cp
- 2 Tc
- 3 Ss
- 4 Cn
- 5 Sr
- 6 Qc
- 7 Gl
- 8 Al
- 9 Sc



Volatile Organic Compounds (GC/MS) by Method 8260B

Analyte	Result	Qualifier	RDL	Dilution	Analysis date / time	Batch
Benzene	ND		1.00	1	06/09/2019 23:58	WG1293455
Toluene	ND		1.00	1	06/09/2019 23:58	WG1293455
Ethylbenzene	ND		1.00	1	06/09/2019 23:58	WG1293455
Total Xylenes	ND		3.00	1	06/09/2019 23:58	WG1293455
Methyl tert-butyl ether	ND		1.00	1	06/09/2019 23:58	WG1293455
Naphthalene	ND		5.00	1	06/09/2019 23:58	WG1293455
1,2-Dichloroethane	ND		1.00	1	06/09/2019 23:58	WG1293455
(S) Toluene-d8	94.0		80.0-120		06/09/2019 23:58	WG1293455
(S) 4-Bromofluorobenzene	96.5		77.0-126		06/09/2019 23:58	WG1293455
(S) 1,2-Dichloroethane-d4	116		70.0-130		06/09/2019 23:58	WG1293455

- 1 Cp
- 2 Tc
- 3 Ss
- 4 Cn
- 5 Sr
- 6 Qc
- 7 Gl
- 8 Al
- 9 Sc



Volatile Organic Compounds (GC/MS) by Method 8260B

Analyte	Result	Qualifier	RDL	Dilution	Analysis date / time	Batch
Benzene	ND		1.00	1	06/10/2019 00:20	WG1293455
Toluene	ND		1.00	1	06/10/2019 00:20	WG1293455
Ethylbenzene	ND		1.00	1	06/10/2019 00:20	WG1293455
Total Xylenes	ND		3.00	1	06/10/2019 00:20	WG1293455
Methyl tert-butyl ether	ND		1.00	1	06/10/2019 00:20	WG1293455
Naphthalene	ND		5.00	1	06/10/2019 00:20	WG1293455
1,2-Dichloroethane	ND		1.00	1	06/10/2019 00:20	WG1293455
(S) Toluene-d8	96.0		80.0-120		06/10/2019 00:20	WG1293455
(S) 4-Bromofluorobenzene	93.6		77.0-126		06/10/2019 00:20	WG1293455
(S) 1,2-Dichloroethane-d4	116		70.0-130		06/10/2019 00:20	WG1293455

- 1 Cp
- 2 Tc
- 3 Ss
- 4 Cn
- 5 Sr
- 6 Qc
- 7 Gl
- 8 Al
- 9 Sc



Volatile Organic Compounds (GC/MS) by Method 8260B

Analyte	Result	Qualifier	RDL	Dilution	Analysis date / time	Batch
Benzene	7390		200	200	06/10/2019 00:41	WG1293455
Toluene	16600		200	200	06/10/2019 00:41	WG1293455
Ethylbenzene	1220		200	200	06/10/2019 00:41	WG1293455
Total Xylenes	7740		600	200	06/10/2019 00:41	WG1293455
Methyl tert-butyl ether	312		200	200	06/10/2019 00:41	WG1293455
Naphthalene	ND		1000	200	06/10/2019 00:41	WG1293455
1,2-Dichloroethane	ND		200	200	06/10/2019 00:41	WG1293455
(S) Toluene-d8	94.1		80.0-120		06/10/2019 00:41	WG1293455
(S) 4-Bromofluorobenzene	94.9		77.0-126		06/10/2019 00:41	WG1293455
(S) 1,2-Dichloroethane-d4	116		70.0-130		06/10/2019 00:41	WG1293455

1 Cp

2 Tc

3 Ss

4 Cn

5 Sr

6 Qc

7 Gl

8 Al

9 Sc



Volatile Organic Compounds (GC/MS) by Method 8260B

Analyte	Result	Qualifier	RDL	Dilution	Analysis date / time	Batch
Benzene	ND		1.00	1	06/10/2019 01:03	WG1293455
Toluene	ND		1.00	1	06/10/2019 01:03	WG1293455
Ethylbenzene	ND		1.00	1	06/10/2019 01:03	WG1293455
Total Xylenes	ND		3.00	1	06/10/2019 01:03	WG1293455
Methyl tert-butyl ether	ND		1.00	1	06/10/2019 01:03	WG1293455
Naphthalene	ND		5.00	1	06/10/2019 01:03	WG1293455
1,2-Dichloroethane	ND		1.00	1	06/10/2019 01:03	WG1293455
(S) Toluene-d8	94.4		80.0-120		06/10/2019 01:03	WG1293455
(S) 4-Bromofluorobenzene	94.5		77.0-126		06/10/2019 01:03	WG1293455
(S) 1,2-Dichloroethane-d4	120		70.0-130		06/10/2019 01:03	WG1293455

1 Cp

2 Tc

3 Ss

4 Cn

5 Sr

6 Qc

7 Gl

8 Al

9 Sc



Volatile Organic Compounds (GC/MS) by Method 8260B

Analyte	Result	Qualifier	RDL	Dilution	Analysis date / time	Batch
Benzene	ND		1.00	1	06/10/2019 01:24	WG1293455
Toluene	ND		1.00	1	06/10/2019 01:24	WG1293455
Ethylbenzene	ND		1.00	1	06/10/2019 01:24	WG1293455
Total Xylenes	ND		3.00	1	06/10/2019 01:24	WG1293455
Methyl tert-butyl ether	ND		1.00	1	06/10/2019 01:24	WG1293455
Naphthalene	ND		5.00	1	06/10/2019 01:24	WG1293455
1,2-Dichloroethane	ND		1.00	1	06/10/2019 01:24	WG1293455
(S) Toluene-d8	94.2		80.0-120		06/10/2019 01:24	WG1293455
(S) 4-Bromofluorobenzene	94.2		77.0-126		06/10/2019 01:24	WG1293455
(S) 1,2-Dichloroethane-d4	117		70.0-130		06/10/2019 01:24	WG1293455

1 Cp

2 Tc

3 Ss

4 Cn

5 Sr

6 Qc

7 Gl

8 Al

9 Sc



Volatile Organic Compounds (GC/MS) by Method 8260B

Analyte	Result	Qualifier	RDL	Dilution	Analysis date / time	Batch
Benzene	1.82		1.00	1	06/10/2019 01:46	WG1293455
Toluene	ND		1.00	1	06/10/2019 01:46	WG1293455
Ethylbenzene	ND		1.00	1	06/10/2019 01:46	WG1293455
Total Xylenes	ND		3.00	1	06/10/2019 01:46	WG1293455
Methyl tert-butyl ether	1.00		1.00	1	06/10/2019 01:46	WG1293455
Naphthalene	ND		5.00	1	06/10/2019 01:46	WG1293455
1,2-Dichloroethane	ND		1.00	1	06/10/2019 01:46	WG1293455
(S) Toluene-d8	94.5		80.0-120		06/10/2019 01:46	WG1293455
(S) 4-Bromofluorobenzene	95.5		77.0-126		06/10/2019 01:46	WG1293455
(S) 1,2-Dichloroethane-d4	121		70.0-130		06/10/2019 01:46	WG1293455

- 1 Cp
- 2 Tc
- 3 Ss
- 4 Cn
- 5 Sr
- 6 Qc
- 7 Gl
- 8 Al
- 9 Sc



Volatile Organic Compounds (GC/MS) by Method 8260B

Analyte	Result ug/l	Qualifier	RDL ug/l	Dilution	Analysis date / time	Batch
Benzene	1.33		1.00	1	06/10/2019 02:07	WG1293455
Toluene	5.04		1.00	1	06/10/2019 02:07	WG1293455
Ethylbenzene	ND		1.00	1	06/10/2019 02:07	WG1293455
Total Xylenes	11.0		3.00	1	06/10/2019 02:07	WG1293455
Methyl tert-butyl ether	ND		1.00	1	06/10/2019 02:07	WG1293455
Naphthalene	ND		5.00	1	06/10/2019 02:07	WG1293455
1,2-Dichloroethane	ND		1.00	1	06/10/2019 02:07	WG1293455
(S) Toluene-d8	91.0		80.0-120		06/10/2019 02:07	WG1293455
(S) 4-Bromofluorobenzene	96.3		77.0-126		06/10/2019 02:07	WG1293455
(S) 1,2-Dichloroethane-d4	124		70.0-130		06/10/2019 02:07	WG1293455

- 1 Cp
- 2 Tc
- 3 Ss
- 4 Cn
- 5 Sr
- 6 Qc
- 7 Gl
- 8 Al
- 9 Sc



Volatile Organic Compounds (GC/MS) by Method 8260B

Analyte	Result	Qualifier	RDL	Dilution	Analysis date / time	Batch
Benzene	ND		1.00	1	06/10/2019 04:16	WG1293457
Toluene	3.59		1.00	1	06/10/2019 04:16	WG1293457
Ethylbenzene	1.85		1.00	1	06/10/2019 04:16	WG1293457
Total Xylenes	14.7		3.00	1	06/10/2019 04:16	WG1293457
Methyl tert-butyl ether	ND		1.00	1	06/10/2019 04:16	WG1293457
Naphthalene	ND		5.00	1	06/10/2019 04:16	WG1293457
1,2-Dichloroethane	ND		1.00	1	06/10/2019 04:16	WG1293457
(S) Toluene-d8	95.2		80.0-120		06/10/2019 04:16	WG1293457
(S) 4-Bromofluorobenzene	97.8		77.0-126		06/10/2019 04:16	WG1293457
(S) 1,2-Dichloroethane-d4	118		70.0-130		06/10/2019 04:16	WG1293457

- 1 Cp
- 2 Tc
- 3 Ss
- 4 Cn
- 5 Sr
- 6 Qc
- 7 Gl
- 8 Al
- 9 Sc



Volatile Organic Compounds (GC/MS) by Method 8260B

Analyte	Result ug/l	Qualifier	RDL ug/l	Dilution	Analysis date / time	Batch
Benzene	6940		200	200	06/10/2019 04:37	WG1293457
Toluene	22500		200	200	06/10/2019 04:37	WG1293457
Ethylbenzene	1660		200	200	06/10/2019 04:37	WG1293457
Total Xylenes	9020		600	200	06/10/2019 04:37	WG1293457
Methyl tert-butyl ether	ND		200	200	06/10/2019 04:37	WG1293457
Naphthalene	ND		1000	200	06/10/2019 04:37	WG1293457
1,2-Dichloroethane	ND		200	200	06/10/2019 04:37	WG1293457
(S) Toluene-d8	94.0		80.0-120		06/10/2019 04:37	WG1293457
(S) 4-Bromofluorobenzene	96.2		77.0-126		06/10/2019 04:37	WG1293457
(S) 1,2-Dichloroethane-d4	119		70.0-130		06/10/2019 04:37	WG1293457

- 1 Cp
- 2 Tc
- 3 Ss
- 4 Cn
- 5 Sr
- 6 Qc
- 7 Gl
- 8 Al
- 9 Sc



Volatile Organic Compounds (GC/MS) by Method 8260B

Analyte	Result	Qualifier	RDL	Dilution	Analysis date / time	Batch
Benzene	44.9		5.00	5	06/10/2019 04:59	WG1293457
Toluene	10.7		5.00	5	06/10/2019 04:59	WG1293457
Ethylbenzene	ND		5.00	5	06/10/2019 04:59	WG1293457
Total Xylenes	87.1		15.0	5	06/10/2019 04:59	WG1293457
Methyl tert-butyl ether	16.1		5.00	5	06/10/2019 04:59	WG1293457
Naphthalene	ND		25.0	5	06/10/2019 04:59	WG1293457
1,2-Dichloroethane	ND		5.00	5	06/10/2019 04:59	WG1293457
(S) Toluene-d8	93.6		80.0-120		06/10/2019 04:59	WG1293457
(S) 4-Bromofluorobenzene	98.3		77.0-126		06/10/2019 04:59	WG1293457
(S) 1,2-Dichloroethane-d4	120		70.0-130		06/10/2019 04:59	WG1293457

- 1 Cp
- 2 Tc
- 3 Ss
- 4 Cn
- 5 Sr
- 6 Qc
- 7 Gl
- 8 Al
- 9 Sc

Sample Narrative:

L1106215-31 WG1293457: Non-target compounds too high to run at a lower dilution.



Volatile Organic Compounds (GC/MS) by Method 8260B

Analyte	Result	Qualifier	RDL	Dilution	Analysis date / time	Batch
Benzene	ND		1.00	1	06/10/2019 05:20	WG1293457
Toluene	ND		1.00	1	06/10/2019 05:20	WG1293457
Ethylbenzene	ND		1.00	1	06/10/2019 05:20	WG1293457
Total Xylenes	ND		3.00	1	06/10/2019 05:20	WG1293457
Methyl tert-butyl ether	ND		1.00	1	06/10/2019 05:20	WG1293457
Naphthalene	ND		5.00	1	06/10/2019 05:20	WG1293457
1,2-Dichloroethane	ND		1.00	1	06/10/2019 05:20	WG1293457
(S) Toluene-d8	95.2		80.0-120		06/10/2019 05:20	WG1293457
(S) 4-Bromofluorobenzene	95.8		77.0-126		06/10/2019 05:20	WG1293457
(S) 1,2-Dichloroethane-d4	120		70.0-130		06/10/2019 05:20	WG1293457

- 1 Cp
- 2 Tc
- 3 Ss
- 4 Cn
- 5 Sr
- 6 Qc
- 7 Gl
- 8 Al
- 9 Sc



Volatile Organic Compounds (GC/MS) by Method 8260B

Analyte	Result	Qualifier	RDL	Dilution	Analysis date / time	Batch
Benzene	ND		1.00	1	06/10/2019 05:41	WG1293457
Toluene	ND		1.00	1	06/10/2019 05:41	WG1293457
Ethylbenzene	ND		1.00	1	06/10/2019 05:41	WG1293457
Total Xylenes	ND		3.00	1	06/10/2019 05:41	WG1293457
Methyl tert-butyl ether	ND		1.00	1	06/10/2019 05:41	WG1293457
Naphthalene	ND		5.00	1	06/10/2019 05:41	WG1293457
1,2-Dichloroethane	ND		1.00	1	06/10/2019 05:41	WG1293457
(S) Toluene-d8	93.3		80.0-120		06/10/2019 05:41	WG1293457
(S) 4-Bromofluorobenzene	94.9		77.0-126		06/10/2019 05:41	WG1293457
(S) 1,2-Dichloroethane-d4	121		70.0-130		06/10/2019 05:41	WG1293457

- 1 Cp
- 2 Tc
- 3 Ss
- 4 Cn
- 5 Sr
- 6 Qc
- 7 Gl
- 8 Al
- 9 Sc



Volatile Organic Compounds (GC/MS) by Method 8260B

Analyte	Result	Qualifier	RDL	Dilution	Analysis date / time	Batch
Benzene	ND		1.00	1	06/10/2019 06:03	WG1293457
Toluene	ND		1.00	1	06/10/2019 06:03	WG1293457
Ethylbenzene	ND		1.00	1	06/10/2019 06:03	WG1293457
Total Xylenes	ND		3.00	1	06/10/2019 06:03	WG1293457
Methyl tert-butyl ether	ND		1.00	1	06/10/2019 06:03	WG1293457
Naphthalene	ND		5.00	1	06/10/2019 06:03	WG1293457
1,2-Dichloroethane	ND		1.00	1	06/10/2019 06:03	WG1293457
(S) Toluene-d8	95.1		80.0-120		06/10/2019 06:03	WG1293457
(S) 4-Bromofluorobenzene	95.9		77.0-126		06/10/2019 06:03	WG1293457
(S) 1,2-Dichloroethane-d4	120		70.0-130		06/10/2019 06:03	WG1293457

- 1 Cp
- 2 Tc
- 3 Ss
- 4 Cn
- 5 Sr
- 6 Qc
- 7 Gl
- 8 Al
- 9 Sc



Volatile Organic Compounds (GC/MS) by Method 8260B

Analyte	Result	Qualifier	RDL	Dilution	Analysis date / time	Batch
Benzene	ND		1.00	1	06/10/2019 06:24	WG1293457
Toluene	ND		1.00	1	06/10/2019 06:24	WG1293457
Ethylbenzene	ND		1.00	1	06/10/2019 06:24	WG1293457
Total Xylenes	ND		3.00	1	06/10/2019 06:24	WG1293457
Methyl tert-butyl ether	ND		1.00	1	06/10/2019 06:24	WG1293457
Naphthalene	ND		5.00	1	06/10/2019 06:24	WG1293457
1,2-Dichloroethane	ND		1.00	1	06/10/2019 06:24	WG1293457
(S) Toluene-d8	95.7		80.0-120		06/10/2019 06:24	WG1293457
(S) 4-Bromofluorobenzene	97.2		77.0-126		06/10/2019 06:24	WG1293457
(S) 1,2-Dichloroethane-d4	121		70.0-130		06/10/2019 06:24	WG1293457

- 1 Cp
- 2 Tc
- 3 Ss
- 4 Cn
- 5 Sr
- 6 Qc
- 7 Gl
- 8 Al
- 9 Sc



Volatile Organic Compounds (GC/MS) by Method 8260B

Analyte	Result	Qualifier	RDL	Dilution	Analysis date / time	Batch
Benzene	ND		1.00	1	06/10/2019 06:45	WG1293457
Toluene	ND		1.00	1	06/10/2019 06:45	WG1293457
Ethylbenzene	ND		1.00	1	06/10/2019 06:45	WG1293457
Total Xylenes	ND		3.00	1	06/10/2019 06:45	WG1293457
Methyl tert-butyl ether	44.1		1.00	1	06/10/2019 06:45	WG1293457
Naphthalene	ND		5.00	1	06/10/2019 06:45	WG1293457
1,2-Dichloroethane	ND		1.00	1	06/10/2019 06:45	WG1293457
(S) Toluene-d8	93.0		80.0-120		06/10/2019 06:45	WG1293457
(S) 4-Bromofluorobenzene	95.2		77.0-126		06/10/2019 06:45	WG1293457
(S) 1,2-Dichloroethane-d4	122		70.0-130		06/10/2019 06:45	WG1293457

- 1 Cp
- 2 Tc
- 3 Ss
- 4 Cn
- 5 Sr
- 6 Qc
- 7 Gl
- 8 Al
- 9 Sc



Volatile Organic Compounds (GC/MS) by Method 8260B

Analyte	Result	Qualifier	RDL	Dilution	Analysis date / time	Batch
Benzene	ND		1.00	1	06/10/2019 07:06	WG1293457
Toluene	ND		1.00	1	06/10/2019 07:06	WG1293457
Ethylbenzene	ND		1.00	1	06/10/2019 07:06	WG1293457
Total Xylenes	ND		3.00	1	06/10/2019 07:06	WG1293457
Methyl tert-butyl ether	1.45		1.00	1	06/10/2019 07:06	WG1293457
Naphthalene	ND		5.00	1	06/10/2019 07:06	WG1293457
1,2-Dichloroethane	ND		1.00	1	06/10/2019 07:06	WG1293457
(S) Toluene-d8	95.3		80.0-120		06/10/2019 07:06	WG1293457
(S) 4-Bromofluorobenzene	97.9		77.0-126		06/10/2019 07:06	WG1293457
(S) 1,2-Dichloroethane-d4	124		70.0-130		06/10/2019 07:06	WG1293457

- 1 Cp
- 2 Tc
- 3 Ss
- 4 Cn
- 5 Sr
- 6 Qc
- 7 Gl
- 8 Al
- 9 Sc



Volatile Organic Compounds (GC/MS) by Method 8260B

Analyte	Result	Qualifier	RDL	Dilution	Analysis date / time	Batch
Benzene	9.13		1.00	1	06/10/2019 07:27	WG1293457
Toluene	1.01		1.00	1	06/10/2019 07:27	WG1293457
Ethylbenzene	ND		1.00	1	06/10/2019 07:27	WG1293457
Total Xylenes	6.57		3.00	1	06/10/2019 07:27	WG1293457
Methyl tert-butyl ether	17.7		1.00	1	06/10/2019 07:27	WG1293457
Naphthalene	ND		5.00	1	06/10/2019 07:27	WG1293457
1,2-Dichloroethane	ND		1.00	1	06/10/2019 07:27	WG1293457
(S) Toluene-d8	92.8		80.0-120		06/10/2019 07:27	WG1293457
(S) 4-Bromofluorobenzene	99.3		77.0-126		06/10/2019 07:27	WG1293457
(S) 1,2-Dichloroethane-d4	125		70.0-130		06/10/2019 07:27	WG1293457

- 1 Cp
- 2 Tc
- 3 Ss
- 4 Cn
- 5 Sr
- 6 Qc
- 7 Gl
- 8 Al
- 9 Sc



Volatile Organic Compounds (GC/MS) by Method 8260B

Analyte	Result	Qualifier	RDL	Dilution	Analysis date / time	Batch
Benzene	ND		1.00	1	06/10/2019 07:48	WG1293457
Toluene	ND		1.00	1	06/10/2019 07:48	WG1293457
Ethylbenzene	ND		1.00	1	06/10/2019 07:48	WG1293457
Total Xylenes	ND		3.00	1	06/10/2019 07:48	WG1293457
Methyl tert-butyl ether	ND		1.00	1	06/10/2019 07:48	WG1293457
Naphthalene	ND		5.00	1	06/10/2019 07:48	WG1293457
1,2-Dichloroethane	ND		1.00	1	06/10/2019 07:48	WG1293457
(S) Toluene-d8	91.2		80.0-120		06/10/2019 07:48	WG1293457
(S) 4-Bromofluorobenzene	92.9		77.0-126		06/10/2019 07:48	WG1293457
(S) 1,2-Dichloroethane-d4	123		70.0-130		06/10/2019 07:48	WG1293457

- 1 Cp
- 2 Tc
- 3 Ss
- 4 Cn
- 5 Sr
- 6 Qc
- 7 Gl
- 8 Al
- 9 Sc



Volatile Organic Compounds (GC/MS) by Method 8260B

Analyte	Result	Qualifier	RDL	Dilution	Analysis date / time	Batch
Benzene	35.2		5.00	5	06/10/2019 08:09	WG1293457
Toluene	ND		5.00	5	06/10/2019 08:09	WG1293457
Ethylbenzene	ND		5.00	5	06/10/2019 08:09	WG1293457
Total Xylenes	19.6		15.0	5	06/10/2019 08:09	WG1293457
Methyl tert-butyl ether	ND		5.00	5	06/10/2019 08:09	WG1293457
Naphthalene	ND		25.0	5	06/10/2019 08:09	WG1293457
1,2-Dichloroethane	ND		5.00	5	06/10/2019 08:09	WG1293457
(S) Toluene-d8	92.0		80.0-120		06/10/2019 08:09	WG1293457
(S) 4-Bromofluorobenzene	94.7		77.0-126		06/10/2019 08:09	WG1293457
(S) 1,2-Dichloroethane-d4	124		70.0-130		06/10/2019 08:09	WG1293457

- 1 Cp
- 2 Tc
- 3 Ss
- 4 Cn
- 5 Sr
- 6 Qc
- 7 Gl
- 8 Al
- 9 Sc

Sample Narrative:

L1106215-40 WG1293457: Non-target compounds too high to run at a lower dilution.



Volatile Organic Compounds (GC/MS) by Method 8260B

Analyte	Result	Qualifier	RDL	Dilution	Analysis date / time	Batch
Benzene	195		5.00	5	06/10/2019 08:30	WG1293457
Toluene	302		5.00	5	06/10/2019 08:30	WG1293457
Ethylbenzene	25.3		5.00	5	06/10/2019 08:30	WG1293457
Total Xylenes	194		15.0	5	06/10/2019 08:30	WG1293457
Methyl tert-butyl ether	140		5.00	5	06/10/2019 08:30	WG1293457
Naphthalene	ND		25.0	5	06/10/2019 08:30	WG1293457
1,2-Dichloroethane	ND		5.00	5	06/10/2019 08:30	WG1293457
(S) Toluene-d8	94.7		80.0-120		06/10/2019 08:30	WG1293457
(S) 4-Bromofluorobenzene	98.6		77.0-126		06/10/2019 08:30	WG1293457
(S) 1,2-Dichloroethane-d4	127		70.0-130		06/10/2019 08:30	WG1293457

- 1 Cp
- 2 Tc
- 3 Ss
- 4 Cn
- 5 Sr
- 6 Qc
- 7 Gl
- 8 Al
- 9 Sc



Volatile Organic Compounds (GC/MS) by Method 8260B

Analyte	Result	Qualifier	RDL	Dilution	Analysis date / time	Batch
Benzene	ND		1.00	1	06/10/2019 08:51	WG1293457
Toluene	ND		1.00	1	06/10/2019 08:51	WG1293457
Ethylbenzene	ND		1.00	1	06/10/2019 08:51	WG1293457
Total Xylenes	ND		3.00	1	06/10/2019 08:51	WG1293457
Methyl tert-butyl ether	ND		1.00	1	06/10/2019 08:51	WG1293457
Naphthalene	ND		5.00	1	06/10/2019 08:51	WG1293457
1,2-Dichloroethane	ND		1.00	1	06/10/2019 08:51	WG1293457
(S) Toluene-d8	93.2		80.0-120		06/10/2019 08:51	WG1293457
(S) 4-Bromofluorobenzene	94.5		77.0-126		06/10/2019 08:51	WG1293457
(S) 1,2-Dichloroethane-d4	125		70.0-130		06/10/2019 08:51	WG1293457

- 1 Cp
- 2 Tc
- 3 Ss
- 4 Cn
- 5 Sr
- 6 Qc
- 7 Gl
- 8 Al
- 9 Sc



Volatile Organic Compounds (GC/MS) by Method 8260B

Analyte	Result	Qualifier	RDL	Dilution	Analysis date / time	Batch
Benzene	ND		1.00	1	06/10/2019 09:12	WG1293457
Toluene	ND		1.00	1	06/10/2019 09:12	WG1293457
Ethylbenzene	ND		1.00	1	06/10/2019 09:12	WG1293457
Total Xylenes	ND		3.00	1	06/10/2019 09:12	WG1293457
Methyl tert-butyl ether	ND		1.00	1	06/10/2019 09:12	WG1293457
Naphthalene	ND		5.00	1	06/10/2019 09:12	WG1293457
1,2-Dichloroethane	ND		1.00	1	06/10/2019 09:12	WG1293457
(S) Toluene-d8	94.7		80.0-120		06/10/2019 09:12	WG1293457
(S) 4-Bromofluorobenzene	94.6		77.0-126		06/10/2019 09:12	WG1293457
(S) 1,2-Dichloroethane-d4	124		70.0-130		06/10/2019 09:12	WG1293457

- 1 Cp
- 2 Tc
- 3 Ss
- 4 Cn
- 5 Sr
- 6 Qc
- 7 Gl
- 8 Al
- 9 Sc



Volatile Organic Compounds (GC/MS) by Method 8260B

Analyte	Result	Qualifier	RDL	Dilution	Analysis date / time	Batch
Benzene	ND		1.00	1	06/10/2019 09:33	WG1293457
Toluene	ND		1.00	1	06/10/2019 09:33	WG1293457
Ethylbenzene	ND		1.00	1	06/10/2019 09:33	WG1293457
Total Xylenes	ND		3.00	1	06/10/2019 09:33	WG1293457
Methyl tert-butyl ether	ND		1.00	1	06/10/2019 09:33	WG1293457
Naphthalene	ND		5.00	1	06/10/2019 09:33	WG1293457
1,2-Dichloroethane	ND		1.00	1	06/10/2019 09:33	WG1293457
(S) Toluene-d8	93.9		80.0-120		06/10/2019 09:33	WG1293457
(S) 4-Bromofluorobenzene	97.6		77.0-126		06/10/2019 09:33	WG1293457
(S) 1,2-Dichloroethane-d4	125		70.0-130		06/10/2019 09:33	WG1293457

1 Cp

2 Tc

3 Ss

4 Cn

5 Sr

6 Qc

7 Gl

8 Al

9 Sc



Volatile Organic Compounds (GC/MS) by Method 8260B

Analyte	Result	Qualifier	RDL	Dilution	Analysis date / time	Batch
Benzene	ND		1.00	1	06/10/2019 09:54	WG1293457
Toluene	ND		1.00	1	06/10/2019 09:54	WG1293457
Ethylbenzene	ND		1.00	1	06/10/2019 09:54	WG1293457
Total Xylenes	ND		3.00	1	06/10/2019 09:54	WG1293457
Methyl tert-butyl ether	1.81		1.00	1	06/10/2019 09:54	WG1293457
Naphthalene	ND		5.00	1	06/10/2019 09:54	WG1293457
1,2-Dichloroethane	ND		1.00	1	06/10/2019 09:54	WG1293457
(S) Toluene-d8	93.9		80.0-120		06/10/2019 09:54	WG1293457
(S) 4-Bromofluorobenzene	98.8		77.0-126		06/10/2019 09:54	WG1293457
(S) 1,2-Dichloroethane-d4	127		70.0-130		06/10/2019 09:54	WG1293457

1 Cp

2 Tc

3 Ss

4 Cn

5 Sr

6 Qc

7 Gl

8 Al

9 Sc



Volatile Organic Compounds (GC/MS) by Method 8260B

Analyte	Result	Qualifier	RDL	Dilution	Analysis date / time	Batch
Benzene	ND		1.00	1	06/10/2019 10:15	WG1293457
Toluene	ND		1.00	1	06/10/2019 10:15	WG1293457
Ethylbenzene	ND		1.00	1	06/10/2019 10:15	WG1293457
Total Xylenes	ND		3.00	1	06/10/2019 10:15	WG1293457
Methyl tert-butyl ether	156		1.00	1	06/10/2019 10:15	WG1293457
Naphthalene	ND		5.00	1	06/10/2019 10:15	WG1293457
1,2-Dichloroethane	ND		1.00	1	06/10/2019 10:15	WG1293457
(S) Toluene-d8	92.1		80.0-120		06/10/2019 10:15	WG1293457
(S) 4-Bromofluorobenzene	97.4		77.0-126		06/10/2019 10:15	WG1293457
(S) 1,2-Dichloroethane-d4	131	J1	70.0-130		06/10/2019 10:15	WG1293457

- 1 Cp
- 2 Tc
- 3 Ss
- 4 Cn
- 5 Sr
- 6 Qc
- 7 Gl
- 8 Al
- 9 Sc



Volatile Organic Compounds (GC/MS) by Method 8260B

Analyte	Result	Qualifier	RDL	Dilution	Analysis date / time	Batch
Benzene	36.6		5.00	5	06/10/2019 10:36	WG1293457
Toluene	ND		5.00	5	06/10/2019 10:36	WG1293457
Ethylbenzene	ND		5.00	5	06/10/2019 10:36	WG1293457
Total Xylenes	ND		15.0	5	06/10/2019 10:36	WG1293457
Methyl tert-butyl ether	148		5.00	5	06/10/2019 10:36	WG1293457
Naphthalene	ND		25.0	5	06/10/2019 10:36	WG1293457
1,2-Dichloroethane	ND		5.00	5	06/10/2019 10:36	WG1293457
(S) Toluene-d8	93.6		80.0-120		06/10/2019 10:36	WG1293457
(S) 4-Bromofluorobenzene	96.7		77.0-126		06/10/2019 10:36	WG1293457
(S) 1,2-Dichloroethane-d4	126		70.0-130		06/10/2019 10:36	WG1293457

- 1 Cp
- 2 Tc
- 3 Ss
- 4 Cn
- 5 Sr
- 6 Qc
- 7 Gl
- 8 Al
- 9 Sc



Volatile Organic Compounds (GC/MS) by Method 8260B

Analyte	Result	Qualifier	RDL	Dilution	Analysis date / time	Batch
Benzene	1.03		1.00	1	06/10/2019 10:57	WG1293457
Toluene	ND		1.00	1	06/10/2019 10:57	WG1293457
Ethylbenzene	ND		1.00	1	06/10/2019 10:57	WG1293457
Total Xylenes	ND		3.00	1	06/10/2019 10:57	WG1293457
Methyl tert-butyl ether	4.33		1.00	1	06/10/2019 10:57	WG1293457
Naphthalene	ND		5.00	1	06/10/2019 10:57	WG1293457
1,2-Dichloroethane	ND		1.00	1	06/10/2019 10:57	WG1293457
(S) Toluene-d8	93.3		80.0-120		06/10/2019 10:57	WG1293457
(S) 4-Bromofluorobenzene	95.7		77.0-126		06/10/2019 10:57	WG1293457
(S) 1,2-Dichloroethane-d4	129		70.0-130		06/10/2019 10:57	WG1293457

- 1 Cp
- 2 Tc
- 3 Ss
- 4 Cn
- 5 Sr
- 6 Qc
- 7 Gl
- 8 Al
- 9 Sc



Volatile Organic Compounds (GC/MS) by Method 8260B

Analyte	Result	Qualifier	RDL	Dilution	Analysis date / time	Batch
Benzene	ND		1.00	1	06/10/2019 00:37	WG1293482
Toluene	ND		1.00	1	06/10/2019 00:37	WG1293482
Ethylbenzene	ND		1.00	1	06/10/2019 00:37	WG1293482
Total Xylenes	ND		3.00	1	06/10/2019 00:37	WG1293482
Methyl tert-butyl ether	ND		1.00	1	06/10/2019 00:37	WG1293482
Naphthalene	ND		5.00	1	06/10/2019 00:37	WG1293482
1,2-Dichloroethane	ND		1.00	1	06/10/2019 00:37	WG1293482
(S) Toluene-d8	96.2		80.0-120		06/10/2019 00:37	WG1293482
(S) 4-Bromofluorobenzene	105		77.0-126		06/10/2019 00:37	WG1293482
(S) 1,2-Dichloroethane-d4	106		70.0-130		06/10/2019 00:37	WG1293482

- 1 Cp
- 2 Tc
- 3 Ss
- 4 Cn
- 5 Sr
- 6 Qc
- 7 Gl
- 8 Al
- 9 Sc



Volatile Organic Compounds (GC/MS) by Method 8260B

Analyte	Result	Qualifier	RDL	Dilution	Analysis date / time	Batch
Benzene	ND		1.00	1	06/10/2019 00:58	WG1293482
Toluene	ND		1.00	1	06/10/2019 00:58	WG1293482
Ethylbenzene	ND		1.00	1	06/10/2019 00:58	WG1293482
Total Xylenes	ND		3.00	1	06/10/2019 00:58	WG1293482
Methyl tert-butyl ether	ND		1.00	1	06/10/2019 00:58	WG1293482
Naphthalene	ND		5.00	1	06/10/2019 00:58	WG1293482
1,2-Dichloroethane	ND		1.00	1	06/10/2019 00:58	WG1293482
(S) Toluene-d8	95.6		80.0-120		06/10/2019 00:58	WG1293482
(S) 4-Bromofluorobenzene	105		77.0-126		06/10/2019 00:58	WG1293482
(S) 1,2-Dichloroethane-d4	107		70.0-130		06/10/2019 00:58	WG1293482

1 Cp

2 Tc

3 Ss

4 Cn

5 Sr

6 Qc

7 Gl

8 Al

9 Sc



Volatile Organic Compounds (GC/MS) by Method 8260B

Analyte	Result	Qualifier	RDL	Dilution	Analysis date / time	Batch
Benzene	950		100	100	06/13/2019 00:35	WG1295160
Toluene	ND		100	100	06/13/2019 00:35	WG1295160
Ethylbenzene	ND		100	100	06/13/2019 00:35	WG1295160
Total Xylenes	ND		300	100	06/13/2019 00:35	WG1295160
Methyl tert-butyl ether	118		100	100	06/13/2019 00:35	WG1295160
Naphthalene	ND		500	100	06/13/2019 00:35	WG1295160
1,2-Dichloroethane	ND		100	100	06/13/2019 00:35	WG1295160
(S) Toluene-d8	100		80.0-120		06/13/2019 00:35	WG1295160
(S) 4-Bromofluorobenzene	95.9		77.0-126		06/13/2019 00:35	WG1295160
(S) 1,2-Dichloroethane-d4	85.0		70.0-130		06/13/2019 00:35	WG1295160

1 Cp

2 Tc

3 Ss

4 Cn

5 Sr

6 Qc

7 Gl

8 Al

9 Sc



Volatile Organic Compounds (GC/MS) by Method 8260B

Analyte	Result	Qualifier	RDL	Dilution	Analysis date / time	Batch
Benzene	ND		1.00	1	06/10/2019 01:38	WG1293482
Toluene	ND		1.00	1	06/10/2019 01:38	WG1293482
Ethylbenzene	ND		1.00	1	06/10/2019 01:38	WG1293482
Total Xylenes	ND		3.00	1	06/10/2019 01:38	WG1293482
Methyl tert-butyl ether	ND		1.00	1	06/10/2019 01:38	WG1293482
Naphthalene	ND		5.00	1	06/10/2019 01:38	WG1293482
1,2-Dichloroethane	ND		1.00	1	06/10/2019 01:38	WG1293482
(S) Toluene-d8	95.9		80.0-120		06/10/2019 01:38	WG1293482
(S) 4-Bromofluorobenzene	104		77.0-126		06/10/2019 01:38	WG1293482
(S) 1,2-Dichloroethane-d4	106		70.0-130		06/10/2019 01:38	WG1293482

- 1 Cp
- 2 Tc
- 3 Ss
- 4 Cn
- 5 Sr
- 6 Qc
- 7 Gl
- 8 Al
- 9 Sc



Volatile Organic Compounds (GC/MS) by Method 8260B

Analyte	Result	Qualifier	RDL	Dilution	Analysis date / time	Batch
Benzene	ND		1.00	1	06/10/2019 01:58	WG1293482
Toluene	ND		1.00	1	06/10/2019 01:58	WG1293482
Ethylbenzene	ND		1.00	1	06/10/2019 01:58	WG1293482
Total Xylenes	ND		3.00	1	06/10/2019 01:58	WG1293482
Methyl tert-butyl ether	ND		1.00	1	06/10/2019 01:58	WG1293482
Naphthalene	ND		5.00	1	06/10/2019 01:58	WG1293482
1,2-Dichloroethane	ND		1.00	1	06/10/2019 01:58	WG1293482
(S) Toluene-d8	94.9		80.0-120		06/10/2019 01:58	WG1293482
(S) 4-Bromofluorobenzene	106		77.0-126		06/10/2019 01:58	WG1293482
(S) 1,2-Dichloroethane-d4	105		70.0-130		06/10/2019 01:58	WG1293482

- 1 Cp
- 2 Tc
- 3 Ss
- 4 Cn
- 5 Sr
- 6 Qc
- 7 Gl
- 8 Al
- 9 Sc



Volatile Organic Compounds (GC/MS) by Method 8260B

Analyte	Result	Qualifier	RDL	Dilution	Analysis date / time	Batch
Benzene	ND		1.00	1	06/09/2019 21:16	WG1293482
Toluene	ND		1.00	1	06/09/2019 21:16	WG1293482
Ethylbenzene	ND		1.00	1	06/09/2019 21:16	WG1293482
Total Xylenes	ND		3.00	1	06/09/2019 21:16	WG1293482
Methyl tert-butyl ether	ND		1.00	1	06/09/2019 21:16	WG1293482
Naphthalene	ND		5.00	1	06/09/2019 21:16	WG1293482
1,2-Dichloroethane	ND		1.00	1	06/09/2019 21:16	WG1293482
(S) Toluene-d8	95.0		80.0-120		06/09/2019 21:16	WG1293482
(S) 4-Bromofluorobenzene	104		77.0-126		06/09/2019 21:16	WG1293482
(S) 1,2-Dichloroethane-d4	102		70.0-130		06/09/2019 21:16	WG1293482

- 1 Cp
- 2 Tc
- 3 Ss
- 4 Cn
- 5 Sr
- 6 Qc
- 7 Gl
- 8 Al
- 9 Sc



Method Blank (MB)

(MB) R3419852-2 06/09/19 11:08

Analyte	MB Result	MB Qualifier	MB MDL	MB RDL
	ug/l		ug/l	ug/l
Benzene	U		0.331	1.00
1,2-Dichloroethane	U		0.361	1.00
Ethylbenzene	U		0.384	1.00
Methyl tert-butyl ether	U		0.367	1.00
Naphthalene	U		1.00	5.00
Toluene	U		0.412	1.00
Xylenes, Total	U		1.06	3.00
(S) Toluene-d8	81.4			80.0-120
(S) 4-Bromofluorobenzene	99.3			77.0-126
(S) 1,2-Dichloroethane-d4	111			70.0-130

1 Cp

2 Tc

3 Ss

4 Cn

5 Sr

6 Qc

7 Gl

8 Al

9 Sc

Laboratory Control Sample (LCS)

(LCS) R3419852-1 06/09/19 10:27

Analyte	Spike Amount	LCS Result	LCS Rec.	Rec. Limits	LCS Qualifier
	ug/l	ug/l	%	%	
Benzene	25.0	23.9	95.5	70.0-130	
1,2-Dichloroethane	25.0	24.0	96.1	70.0-130	
Ethylbenzene	25.0	23.5	94.2	70.0-130	
Methyl tert-butyl ether	25.0	23.8	95.0	70.0-130	
Naphthalene	25.0	30.1	121	70.0-130	
Toluene	25.0	20.0	80.1	70.0-130	
Xylenes, Total	75.0	59.6	79.5	70.0-130	
(S) Toluene-d8			91.3	80.0-120	
(S) 4-Bromofluorobenzene			109	77.0-126	
(S) 1,2-Dichloroethane-d4			103	70.0-130	



Method Blank (MB)

(MB) R3420769-2 06/09/19 18:28

Analyte	MB Result	MB Qualifier	MB MDL	MB RDL
	ug/l		ug/l	ug/l
Benzene	U		0.331	1.00
1,2-Dichloroethane	U		0.361	1.00
Ethylbenzene	U		0.384	1.00
Methyl tert-butyl ether	U		0.367	1.00
Naphthalene	U		1.00	5.00
Toluene	U		0.412	1.00
Xylenes, Total	U		1.06	3.00
(S) Toluene-d8	93.7			80.0-120
(S) 4-Bromofluorobenzene	93.2			77.0-126
(S) 1,2-Dichloroethane-d4	124			70.0-130

Laboratory Control Sample (LCS)

(LCS) R3420769-1 06/09/19 17:09

Analyte	Spike Amount	LCS Result	LCS Rec.	Rec. Limits	LCS Qualifier
	ug/l	ug/l	%	%	
Benzene	25.0	24.2	96.8	70.0-130	
1,2-Dichloroethane	25.0	31.3	125	70.0-130	
Ethylbenzene	25.0	24.2	97.0	70.0-130	
Methyl tert-butyl ether	25.0	27.7	111	70.0-130	
Naphthalene	25.0	26.6	107	70.0-130	
Toluene	25.0	22.4	89.7	70.0-130	
Xylenes, Total	75.0	71.9	95.9	70.0-130	
(S) Toluene-d8			92.1	80.0-120	
(S) 4-Bromofluorobenzene			99.4	77.0-126	
(S) 1,2-Dichloroethane-d4			129	70.0-130	

1 Cp

2 Tc

3 Ss

4 Cn

5 Sr

6 Qc

7 Gl

8 Al

9 Sc



Method Blank (MB)

(MB) R3420770-2 06/10/19 03:54

Analyte	MB Result	MB Qualifier	MB MDL	MB RDL
	ug/l		ug/l	ug/l
Benzene	U		0.331	1.00
1,2-Dichloroethane	U		0.361	1.00
Ethylbenzene	U		0.384	1.00
Methyl tert-butyl ether	U		0.367	1.00
Naphthalene	U		1.00	5.00
Toluene	U		0.412	1.00
Xylenes, Total	U		1.06	3.00
(S) Toluene-d8	94.3			80.0-120
(S) 4-Bromofluorobenzene	94.7			77.0-126
(S) 1,2-Dichloroethane-d4	119			70.0-130

1 Cp

2 Tc

3 Ss

4 Cn

5 Sr

6 Qc

7 Gl

8 Al

9 Sc

Laboratory Control Sample (LCS)

(LCS) R3420770-1 06/10/19 03:11

Analyte	Spike Amount	LCS Result	LCS Rec.	Rec. Limits	LCS Qualifier
	ug/l	ug/l	%	%	
Benzene	25.0	23.9	95.4	70.0-130	
1,2-Dichloroethane	25.0	29.4	118	70.0-130	
Ethylbenzene	25.0	24.2	96.9	70.0-130	
Methyl tert-butyl ether	25.0	26.7	107	70.0-130	
Naphthalene	25.0	23.5	93.9	70.0-130	
Toluene	25.0	22.6	90.3	70.0-130	
Xylenes, Total	75.0	71.1	94.8	70.0-130	
(S) Toluene-d8			93.5	80.0-120	
(S) 4-Bromofluorobenzene			98.8	77.0-126	
(S) 1,2-Dichloroethane-d4			121	70.0-130	



Method Blank (MB)

(MB) R3420464-3 06/09/19 20:55

Analyte	MB Result	MB Qualifier	MB MDL	MB RDL
	ug/l		ug/l	ug/l
Benzene	U		0.331	1.00
1,2-Dichloroethane	U		0.361	1.00
Ethylbenzene	U		0.384	1.00
Methyl tert-butyl ether	U		0.367	1.00
Naphthalene	U		1.00	5.00
Toluene	U		0.412	1.00
Xylenes, Total	U		1.06	3.00
(S) Toluene-d8	97.5			80.0-120
(S) 4-Bromofluorobenzene	105			77.0-126
(S) 1,2-Dichloroethane-d4	101			70.0-130

Laboratory Control Sample (LCS) • Laboratory Control Sample Duplicate (LCSD)

(LCS) R3420464-1 06/09/19 19:55 • (LCSD) R3420464-2 06/09/19 20:15

Analyte	Spike Amount	LCS Result	LCSD Result	LCS Rec.	LCSD Rec.	Rec. Limits	LCS Qualifier	LCSD Qualifier	RPD	RPD Limits
	ug/l	ug/l	ug/l	%	%	%			%	%
Benzene	25.0	25.5	25.8	102	103	70.0-130			1.23	20
1,2-Dichloroethane	25.0	27.1	27.0	108	108	70.0-130			0.339	20
Ethylbenzene	25.0	24.9	25.0	99.7	99.8	70.0-130			0.111	20
Naphthalene	25.0	23.0	25.8	92.2	103	70.0-130			11.3	20
Toluene	25.0	22.3	23.0	89.3	91.9	70.0-130			2.82	20
Methyl tert-butyl ether	25.0	25.8	25.2	103	101	70.0-130			2.35	20
Xylenes, Total	75.0	73.6	75.7	98.1	101	70.0-130			2.81	20
(S) Toluene-d8				95.8	95.9	80.0-120				
(S) 4-Bromofluorobenzene				106	106	77.0-126				
(S) 1,2-Dichloroethane-d4				104	103	70.0-130				

1 Cp

2 Tc

3 Ss

4 Cn

5 Sr

6 Qc

7 Gl

8 Al

9 Sc



Method Blank (MB)

(MB) R3419969-3 06/11/19 11:10

Analyte	MB Result	MB Qualifier	MB MDL	MB RDL
	ug/l		ug/l	ug/l
Benzene	U		0.331	1.00
1,2-Dichloroethane	U		0.361	1.00
Ethylbenzene	U		0.384	1.00
Methyl tert-butyl ether	U		0.367	1.00
Naphthalene	U		1.00	5.00
Toluene	U		0.412	1.00
Xylenes, Total	U		1.06	3.00
(S) Toluene-d8	97.3			80.0-120
(S) 4-Bromofluorobenzene	83.7			77.0-126
(S) 1,2-Dichloroethane-d4	94.9			70.0-130

¹ Cp

² Tc

³ Ss

⁴ Cn

⁵ Sr

⁶ Qc

⁷ Gl

⁸ Al

⁹ Sc

Laboratory Control Sample (LCS) • Laboratory Control Sample Duplicate (LCSD)

(LCS) R3419969-1 06/11/19 09:28 • (LCSD) R3419969-2 06/11/19 09:49

Analyte	Spike Amount	LCS Result	LCSD Result	LCS Rec.	LCSD Rec.	Rec. Limits	LCS Qualifier	LCSD Qualifier	RPD	RPD Limits
	ug/l	ug/l	ug/l	%	%	%			%	%
Benzene	25.0	25.4	25.7	102	103	70.0-130			1.05	20
1,2-Dichloroethane	25.0	24.5	24.5	97.9	98.0	70.0-130			0.0205	20
Ethylbenzene	25.0	24.2	23.5	96.6	94.0	70.0-130			2.76	20
Methyl tert-butyl ether	25.0	24.8	27.0	99.1	108	70.0-130			8.55	20
Naphthalene	25.0	20.1	21.8	80.3	87.2	70.0-130			8.21	20
Toluene	25.0	24.0	24.2	96.0	96.8	70.0-130			0.834	20
Xylenes, Total	75.0	69.7	71.5	92.9	95.3	70.0-130			2.55	20
(S) Toluene-d8				95.5	92.2	80.0-120				
(S) 4-Bromofluorobenzene				78.9	80.4	77.0-126				
(S) 1,2-Dichloroethane-d4				102	100	70.0-130				



Method Blank (MB)

(MB) R3420841-4 06/12/19 23:16

Analyte	MB Result	MB Qualifier	MB MDL	MB RDL
	ug/l		ug/l	ug/l
Benzene	U		0.331	1.00
1,2-Dichloroethane	U		0.361	1.00
Ethylbenzene	U		0.384	1.00
Methyl tert-butyl ether	U		0.367	1.00
Naphthalene	U		1.00	5.00
Toluene	U		0.412	1.00
Xylenes, Total	U		1.06	3.00
(S) Toluene-d8	102			80.0-120
(S) 4-Bromofluorobenzene	95.4			77.0-126
(S) 1,2-Dichloroethane-d4	88.1			70.0-130

Laboratory Control Sample (LCS) • Laboratory Control Sample Duplicate (LCSD)

(LCS) R3420841-1 06/12/19 21:38 • (LCSD) R3420841-2 06/12/19 21:57

Analyte	Spike Amount	LCS Result	LCSD Result	LCS Rec.	LCSD Rec.	Rec. Limits	LCS Qualifier	LCSD Qualifier	RPD	RPD Limits
	ug/l	ug/l	ug/l	%	%	%			%	%
Benzene	25.0	25.7	27.4	103	110	70.0-130			6.54	20
1,2-Dichloroethane	25.0	22.8	23.9	91.2	95.5	70.0-130			4.59	20
Ethylbenzene	25.0	27.4	30.2	110	121	70.0-130			9.67	20
Methyl tert-butyl ether	25.0	25.4	26.9	102	108	70.0-130			5.69	20
Naphthalene	25.0	23.1	27.2	92.5	109	70.0-130			16.1	20
Toluene	25.0	25.7	28.5	103	114	70.0-130			10.3	20
Xylenes, Total	75.0	78.6	85.9	105	115	70.0-130			8.88	20
(S) Toluene-d8				96.7	98.1	80.0-120				
(S) 4-Bromofluorobenzene				97.2	98.9	77.0-126				
(S) 1,2-Dichloroethane-d4				100	99.1	70.0-130				

1 Cp

2 Tc

3 Ss

4 Cn

5 Sr

6 Qc

7 Gl

8 Al

9 Sc



Method Blank (MB)

(MB) R3420948-2 06/13/19 14:20

Analyte	MB Result	MB Qualifier	MB MDL	MB RDL
	ug/l		ug/l	ug/l
Benzene	U		0.331	1.00
Ethylbenzene	U		0.384	1.00
Toluene	U		0.412	1.00
Xylenes, Total	U		1.06	3.00
<i>(S) Toluene-d8</i>	101			80.0-120
<i>(S) 4-Bromofluorobenzene</i>	95.3			77.0-126
<i>(S) 1,2-Dichloroethane-d4</i>	108			70.0-130

Laboratory Control Sample (LCS)

(LCS) R3420948-1 06/13/19 13:37

Analyte	Spike Amount	LCS Result	LCS Rec.	Rec. Limits	LCS Qualifier
	ug/l	ug/l	%	%	
Benzene	25.0	26.2	105	70.0-130	
Ethylbenzene	25.0	24.7	98.6	70.0-130	
Toluene	25.0	22.4	89.6	70.0-130	
Xylenes, Total	75.0	74.0	98.7	70.0-130	
<i>(S) Toluene-d8</i>			91.4	80.0-120	
<i>(S) 4-Bromofluorobenzene</i>			88.2	77.0-126	
<i>(S) 1,2-Dichloroethane-d4</i>			119	70.0-130	

1 Cp

2 Tc

3 Ss

4 Cn

5 Sr

6 Qc

7 Gl

8 Al

9 Sc



Guide to Reading and Understanding Your Laboratory Report

The information below is designed to better explain the various terms used in your report of analytical results from the Laboratory. This is not intended as a comprehensive explanation, and if you have additional questions please contact your project representative.

Abbreviations and Definitions

MDL	Method Detection Limit.
ND	Not detected at the Reporting Limit (or MDL where applicable).
RDL	Reported Detection Limit.
Rec.	Recovery.
RPD	Relative Percent Difference.
SDG	Sample Delivery Group.
(S)	Surrogate (Surrogate Standard) - Analytes added to every blank, sample, Laboratory Control Sample/Duplicate and Matrix Spike/Duplicate; used to evaluate analytical efficiency by measuring recovery. Surrogates are not expected to be detected in all environmental media.
U	Not detected at the Reporting Limit (or MDL where applicable).
Analyte	The name of the particular compound or analysis performed. Some Analyses and Methods will have multiple analytes reported.
Dilution	If the sample matrix contains an interfering material, the sample preparation volume or weight values differ from the standard, or if concentrations of analytes in the sample are higher than the highest limit of concentration that the laboratory can accurately report, the sample may be diluted for analysis. If a value different than 1 is used in this field, the result reported has already been corrected for this factor.
Limits	These are the target % recovery ranges or % difference value that the laboratory has historically determined as normal for the method and analyte being reported. Successful QC Sample analysis will target all analytes recovered or duplicated within these ranges.
Qualifier	This column provides a letter and/or number designation that corresponds to additional information concerning the result reported. If a Qualifier is present, a definition per Qualifier is provided within the Glossary and Definitions page and potentially a discussion of possible implications of the Qualifier in the Case Narrative if applicable.
Result	The actual analytical final result (corrected for any sample specific characteristics) reported for your sample. If there was no measurable result returned for a specific analyte, the result in this column may state "ND" (Not Detected) or "BDL" (Below Detectable Levels). The information in the results column should always be accompanied by either an MDL (Method Detection Limit) or RDL (Reporting Detection Limit) that defines the lowest value that the laboratory could detect or report for this analyte.
Uncertainty (Radiochemistry)	Confidence level of 2 sigma.
Case Narrative (Cn)	A brief discussion about the included sample results, including a discussion of any non-conformances to protocol observed either at sample receipt by the laboratory from the field or during the analytical process. If present, there will be a section in the Case Narrative to discuss the meaning of any data qualifiers used in the report.
Quality Control Summary (Qc)	This section of the report includes the results of the laboratory quality control analyses required by procedure or analytical methods to assist in evaluating the validity of the results reported for your samples. These analyses are not being performed on your samples typically, but on laboratory generated material.
Sample Chain of Custody (Sc)	This is the document created in the field when your samples were initially collected. This is used to verify the time and date of collection, the person collecting the samples, and the analyses that the laboratory is requested to perform. This chain of custody also documents all persons (excluding commercial shippers) that have had control or possession of the samples from the time of collection until delivery to the laboratory for analysis.
Sample Results (Sr)	This section of your report will provide the results of all testing performed on your samples. These results are provided by sample ID and are separated by the analyses performed on each sample. The header line of each analysis section for each sample will provide the name and method number for the analysis reported.
Sample Summary (Ss)	This section of the Analytical Report defines the specific analyses performed for each sample ID, including the dates and times of preparation and/or analysis.

- 1 Cp
- 2 Tc
- 3 Ss
- 4 Cn
- 5 Sr
- 6 Qc
- 7 Gl
- 8 Al
- 9 Sc

Qualifier Description

J1	Surrogate recovery limits have been exceeded; values are outside upper control limits.
J2	Surrogate recovery limits have been exceeded; values are outside lower control limits.



Pace National is the only environmental laboratory accredited/certified to support your work nationwide from one location. One phone call, one point of contact, one laboratory. No other lab is as accessible or prepared to handle your needs throughout the country. Our capacity and capability from our single location laboratory is comparable to the collective totals of the network laboratories in our industry. The most significant benefit to our one location design is the design of our laboratory campus. The model is conducive to accelerated productivity, decreasing turn-around time, and preventing cross contamination, thus protecting sample integrity. Our focus on premium quality and prompt service allows us to be YOUR LAB OF CHOICE.

* Not all certifications held by the laboratory are applicable to the results reported in the attached report.
 * Accreditation is only applicable to the test methods specified on each scope of accreditation held by Pace National.

State Accreditations

Alabama	40660	Nebraska	NE-OS-15-05
Alaska	17-026	Nevada	TN-03-2002-34
Arizona	AZ0612	New Hampshire	2975
Arkansas	88-0469	New Jersey-NELAP	TN002
California	2932	New Mexico ¹	n/a
Colorado	TN00003	New York	11742
Connecticut	PH-0197	North Carolina	Env375
Florida	E87487	North Carolina ¹	DW21704
Georgia	NELAP	North Carolina ³	41
Georgia ¹	923	North Dakota	R-140
Idaho	TN00003	Ohio-VAP	CL0069
Illinois	200008	Oklahoma	9915
Indiana	C-TN-01	Oregon	TN200002
Iowa	364	Pennsylvania	68-02979
Kansas	E-10277	Rhode Island	LA000356
Kentucky ^{1,6}	90010	South Carolina	84004
Kentucky ²	16	South Dakota	n/a
Louisiana	AI30792	Tennessee ^{1,4}	2006
Louisiana ¹	LA180010	Texas	T104704245-18-15
Maine	TN0002	Texas ⁵	LAB0152
Maryland	324	Utah	TN00003
Massachusetts	M-TN003	Vermont	VT2006
Michigan	9958	Virginia	460132
Minnesota	047-999-395	Washington	C847
Mississippi	TN00003	West Virginia	233
Missouri	340	Wisconsin	9980939910
Montana	CERT0086	Wyoming	A2LA

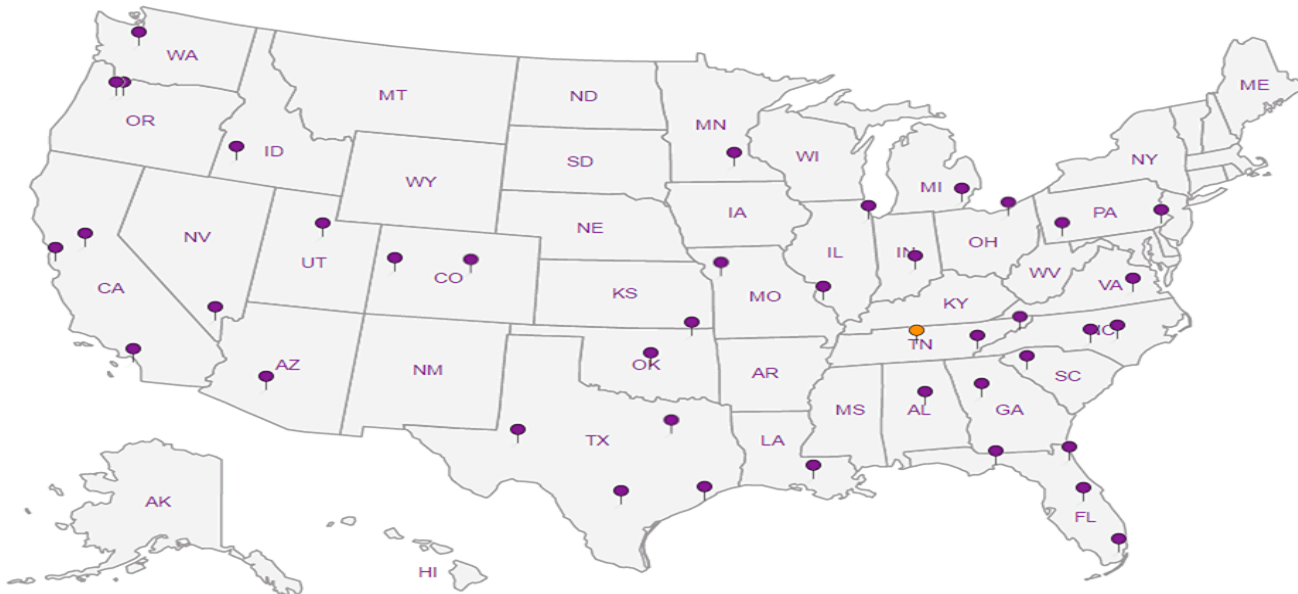
Third Party Federal Accreditations

A2LA – ISO 17025	1461.01	AIHA-LAP,LLC EMLAP	100789
A2LA – ISO 17025 ⁵	1461.02	DOD	1461.01
Canada	1461.01	USDA	P330-15-00234
EPA-Crypto	TN00003		

¹ Drinking Water ² Underground Storage Tanks ³ Aquatic Toxicity ⁴ Chemical/Microbiological ⁵ Mold ⁶ Wastewater n/a Accreditation not applicable

Our Locations

Pace National has sixty-four client support centers that provide sample pickup and/or the delivery of sampling supplies. If you would like assistance from one of our support offices, please contact our main office. Pace National performs all testing at our central laboratory.



1 Cp

2 Tc

3 Ss

4 Cn

5 Sr

6 Qc

7 Gl

8 Al

9 Sc

Kinder Morgan- Atlanta, GA

6600 Peachtree Dunwoody Road
400 Embassy Row - Suite 600
Atlanta GA 30328

Billing Information:
Accounts Payable
1000 Windward Concourse
Ste 450
Alpharetta, GA 30005

Pres
Chk

Analysis / Container / Preservative

Chain of Custody Page 1 of 6



12065 Lebanon Rd
Mount Juliet, TN 37122
Phone: 615-758-5858
Phone: 800-767-5859
Fax: 615-758-5859



Report to:
Bethany Garvey

Email To: bethany.garvey@jacobs.com;
tom.wiley@jacobs.com

Project
Description: **Lewis Drive Groundwater**

City/State
Collected: **BELTON, SC**

Phone: **770-604-9182**
Fax:

Client Project #
D3161400-B.P.N. GEN. LDMP. GW

Lab Project #
KINCH2MGA-LEWIS12

Collected by (print):
MELISSA WANREN

Site/Facility ID #
LEWIS DRIVE

P.O. #

Collected by (signature):
[Signature]

Rush? (Lab MUST Be Notified)
Same Day Five Day
Next Day 5 Day (Rad Only)
Two Day 10 Day (Rad Only)
Three Day

Quote #

Immediately
Packed on Ice N Y

Date Results Needed

Sample ID	Comp/Grab	Matrix *	Depth	Date	Time	No. of Cntrs
██████ MW-29-060519	GRAB	GW	NA	06/05/19	0815	3 X
██████ TBO2-060519		GW			0800	17 X
██████ MW-19-060519		GW			0830	37 X
██████ MW-20-060519		GW			0835	3 X
██████ MW-26-060519		GW			0845	3 X
██████ MW-26B-060519		GW			0850	3 X
██████ MW-23-060519		GW			0905	3 X
██████ MW-23-D-060519		GW			0906	3 X
██████ MW-23A-060519		GW			0915	3 X
██████ MW-46-060519		GW			0920	3 X

V8260BTEXMNSC 40mIAmb-HCl

V8260BTEXMNSC-TB 40mIAmb-HCl-BIK

L # **1106215**
E097

Acctnum: **KINCH2MGA**
Template: **T150982**
Prelogin: **P711547**
TSR: **526 - Chris McCord**
PB:
Shipped Via: **FedEX Ground**

Remarks	Sample # (lab only)
	-01
TRIP BLANK	-02
NEEDS DILUTION	-03
NEEDS DILUTION	-04
	-05
	-06
	-07
	-08
	-09
	-10

* Matrix:
SS - Soil AIR - Air F - Filter
GW - Groundwater B - Bioassay
WW - WasteWater
DW - Drinking Water
OT - Other

Remarks:
Samples returned via:
UPS FedEx Courier

pH _____ Temp _____
Flow _____ Other _____
Tracking # **1023 1355 5059 / 5060**

Sample Receipt Checklist
COC Seal Present/Intact: Y N
COC Signed/Accurate: Y N
Bottles arrive intact: Y N
Correct bottles used: Y N
Sufficient volume sent: Y N
If Applicable
VOA Zero HeadSpace: Y N
Preservation Correct/Checked: Y N

Relinquished by: (Signature)
[Signature]

Date: **06/05/19**
Time: **1730**

Received by: (Signature)
[Signature]

Trip Blank Received: Yes/No
2 HCL MeOH
 TBR

Relinquished by: (Signature)

Date: _____
Time: _____

Received by: (Signature)

Temp: **77.1-83.2** °C
Bottles Received: **156**

If preservation required by Login: Date/Time

Relinquished by: (Signature)

Date: _____
Time: _____

Received for lab by: (Signature)
B Maxwell

Date: **6/6/19**
Time: **0845**

Hold:
Condition:
NCF OK

Kinder Morgan- Atlanta, GA

6600 Peachtree Dunwoody Road
400 Embassy Row - Suite 600
Atlanta GA 30328

Report to:
Bethany Garvey

Billing Information:

Accounts Payable
1000 Windward Concourse
Ste 450
Alpharetta, GA 30005

Email To: bethany.garvey@jacobs.com;
tom.wiley@jacobs.com

Pres
Chk

Analysis / Container / Preservative



12065 Lebanon Rd
Mount Juliet, TN 37122
Phone: 615-758-5858
Phone: 800-767-5859
Fax: 615-758-5859



Project
Description: **Lewis Drive Groundwater**

City/State
Collected: **BELTON, SC**

Phone: **770-604-9182**
Fax:

Client Project #
**DS161400.B.PN.GEN.LOONAL
GW**

Lab Project #
KINCH2MGA-LEWIS12

Collected by (print):
MELISSA WARRER

Site/Facility ID #
LEWIS DRIVE

P.O. #

Collected by (signature):
Melissa Warner

Rush? (Lab MUST Be Notified)
 Same Day Five Day
 Next Day 5 Day (Rad Only)
 Two Day 10 Day (Rad Only)
 Three Day

Quote #

Date Results Needed

Immediately
Packed on Ice N Y

No.
of
Cnts

Sample ID	Comp/Grab	Matrix *	Depth	Date	Time	No. of Cntrs	Analysis	Container	Preservative
MW-11 -MW-11-D-060519	GRAB	GW	NA	06/05/19	1311	3	X		
MW-12 -MW-12-060519		GW			1325	3	X		
MW-12B -MW-12B-060519		GW			1330	3	X		
MW-28 -MW-28-060519		GW			1345	3	X		
MW-49 -MW-49-060519		GW			1350	3	X		
MW-35 -MW-35-060519		GW			1400	3	X		
MW-25 -MW-25-060519		GW			1435	3	X		
MW-25B -MW-25B-060519		GW			1440	3	X		
MW-15B -MW-15B-060519		GW			1450	3	X		
MW-37 -MW-37-060519		GW			1500	3	X		

* Matrix:
SS - Soil AIR - Air F - Filter
GW - Groundwater B - Bioassay
WW - WasteWater
DW - Drinking Water
OT - Other

Remarks:

Samples returned via:
 UPS FedEx Courier Tracking #

pH _____ Temp _____
Flow _____ Other _____

Sample Receipt Checklist

COC Seal Present/Intact: Y N
 COC Signed/Accurate: Y N
 Bottles arrive intact: Y N
 Correct bottles used: Y N
 Sufficient volume sent: Y N
 If Applicable
 VOA Zero Headspace: Y N
 Preservation Correct/Checked: Y N

Relinquished by: (Signature) *Melissa Warner* Date: 06/05/19 Time: 1730

Received by: (Signature) Trip Blank Received: Yes/No
2 HCL/MeOH
TBR

Relinquished by: (Signature) Date: Time:






Received by: (Signature) Temp: °C Bottles Received: 156
71.1 = 8.45

Relinquished by: (Signature) Date: Time:

Received for lab by: (Signature) Date: 6/6/19 Time: 0845

If preservation required by Login: Date/Time
Hold: Condition: NCF OK

L # **1106215**
Table #
Acctnum: **KINCH2MGA**
Template: **T150982**
Prelogin: **P711547**
TSR: 526 - Chris McCord
PB:
Shipped Via: **FedEX Ground**
Remarks Sample # (lab only)
NEEDS DILUTION -11
-12
-13
-14
-15
-16
-17
-18
-19
-20

Kinder Morgan- Atlanta, GA 6600 Peachtree Dunwoody Road 400 Embassy Row - Suite 600 Atlanta GA 30328		Billing Information: Accounts Payable 1000 Windward Concourse Ste 450 Alpharetta, GA 30005		Pres Chk X		Analysis / Container / Preservative						Chain of Custody Page 4 of 6  Pace Analytical® National Center for Testing & Innovation	
Report to: Bethany Garvey		Email To: bgarvey@jacobs.com; tom.wiley@jacobs.com		City/State Collected: BELTON, SC		V8260BTEXMNSC 40mIAmb-HCl V8260TCLSC-Trip Blan 40mIAmb-NoPres-Bik						12065 Lebanon Rd Mount Juliet, TN 37122 Phone: 615-758-5858 Phone: 800-767-5859 Fax: 615-758-5859	
Project Description: Lewis Drive Groundwater		Client Project # D3161400 B.P.N. CEN. LDNR 6W										Lab Project # KINCH2MGA-LEWIS12	
Phone: 770-604-9182 Fax:		Site/Facility ID # LEWIS DRIVE		P.O. #		Table #		Acctnum: KINCH2MGA Template: T122208 Prelogin: P664759 TSR: 526 - Chris McCord PB: TB 7-30-10					
Collected by (print): A. DENNIS, J. MORGAN		Rush? (Lab MUST Be Notified) <input type="checkbox"/> Same Day <input type="checkbox"/> Five Day <input type="checkbox"/> Next Day <input type="checkbox"/> 5 Day (Rad Only) <input type="checkbox"/> Two Day <input type="checkbox"/> 10 Day (Rad Only) <input type="checkbox"/> Three Day		Quote #		Date Results Needed		Shipped Via: FedEX Ground					
Collected by (signature): 		Immediately Packed on Ice N <input type="checkbox"/> Y <input checked="" type="checkbox"/>		No. of Cntrs		Remarks		Sample # (lab only)					
Sample ID	Comp/Grab	Matrix *	Depth	Date	Time	No. of Cntrs							
MW-17-060519	G	GW		6-5-19	0805	3	X			-31			
MW-22-060519	G	GW			0920	3	X			-32			
MW-47-060519					1005	3	X			-33			
MW-31-060519					1015	3	X			-34			
MW-33T-060519					1025	3	X			-35			
MW-50B-060519					1040	3	X			-36			
MW-48B-060519					1055	3	X			-37			
MW-44B-060519					1240	3	X			-38			
MW-14-060519					1255	3	X			-39			
MW-13-060519	↓	↓			1310	3	X			-40			
* Matrix: SS - Soil AIR - Air F - Filter GW - Groundwater B - Bioassay WW - WasteWater DW - Drinking Water OT - Other		Remarks: E		Samples returned via: <input type="checkbox"/> UPS <input type="checkbox"/> FedEx <input type="checkbox"/> Courier		Tracking #		pH _____ Temp _____ Flow _____ Other _____		Sample Receipt Checklist COC Seal Present/Intact: <input checked="" type="checkbox"/> Y <input type="checkbox"/> N COC Signed/Accurate: <input checked="" type="checkbox"/> Y <input type="checkbox"/> N Bottles arrive intact: <input checked="" type="checkbox"/> Y <input type="checkbox"/> N Correct bottles used: <input checked="" type="checkbox"/> Y <input type="checkbox"/> N Sufficient volume sent: <input checked="" type="checkbox"/> Y <input type="checkbox"/> N If Applicable VOA Zero Headspace: <input checked="" type="checkbox"/> Y <input type="checkbox"/> N Preservation Correct/Checked: <input type="checkbox"/> Y <input type="checkbox"/> N RAD SCREEN: <0.5 mR/h			
Relinquished by: (Signature) 		Date: 06/05/19 Time: 1730		Received by: (Signature) 		Trip Blank Received: Yes/No 2 <input checked="" type="checkbox"/> HCl/MeOH TBR		Temp: °C 7.1: 8.5 Bottles Received: 156		If preservation required by Login: Date/Time			
Relinquished by: (Signature) 		Date: 06/03/19 Time: 1730		Received for lab by: (Signature) B Maxwell		Date: 6/6/19 Time: 0845		Hold:		Condition: <input checked="" type="checkbox"/> NCF <input type="checkbox"/> OK			

Kinder Morgan- Atlanta, GA

6600 Peachtree Dunwoody Road
400 Embassy Row - Suite 600
Atlanta GA 30328

Billing Information:

Accounts Payable
1000 Windward Concourse
Ste 450
Alpharetta, GA 30005

Pres
Chk

Analysis / Container / Preservative

Chain of Custody Page 5 of 6



12065 Lebanon Rd
Mount Juliet, TN 37122
Phone: 615-758-5858
Phone: 800-767-5859
Fax: 615-758-5859



Report to:
Bethany Garvey

Email To: bethany.garvey@jacobs.com;
tom.wiley@jacobs.com

Project
Description: **Lewis Drive Groundwater**

City/State
Collected: **BELTON, SC**

Phone: **770-604-9182**
Fax:

Client Project #
DS161400.B.PN.LEW.LDOM26W

Lab Project #
KINCH2MGA-LEWIS12

Collected by (print):
A. DENNIS / J. MORGAN

Site/Facility ID #
LEWIS DRIVE

P.O. #

Collected by (signature):
[Signature]

Rush? (Lab MUST Be Notified)
 Same Day Five Day
 Next Day 5 Day (Rad Only)
 Two Day 10 Day (Rad Only)
 Three Day

Quote #
Date Results Needed

Immediately Packed on Ice N Y

Sample ID	Comp/Grab	Matrix *	Depth	Date	Time	No. of Cntrs
-----------	-----------	----------	-------	------	------	--------------

MW-02 MW-138-060519	G	GW	-	06-05-19	1315	3 X
MW-03 MW-42-060519		GW	-		1340	3 X
MW-04 MW-41-060519		GW	-		1350	3 X
MW-05 MW-41-D-060519		GW	-		1351	3 X
MW-06 MW-40-060519		GW	-		1405	3 X
MW-07 MW-39-060519		GW	-		1415	3 X
MW-08 MW-34-060519		GW	-		1425	3 X
MW-09 MW-15-060519		GW	-		1440	3 X
MW-10 MW-43B-060519		GW	-		1515	3 X
MW-11 MW-43-060519		GW	-		1520	3 X

V8260BTEXMNSC 40mIAmb-HCl

V8260BTEXMNSC-TB 40mIAmb-HCl-Bik

L# **1106215**
Table #
Acctnum: **KINCH2MGA**
Template: **T150982**
Prelogin: **P711547**
TSR: **526 - Chris McCord**
PB:
Shipped Via: **FedEX Ground**

* Matrix:
SS - Soil AIR - Air F - Filter
GW - Groundwater B - Bioassay
WW - WasteWater
DW - Drinking Water
OT - Other _____

Remarks:
Samples returned via:
 UPS FedEx Courier _____
Tracking # _____

Sample Receipt Checklist
 COC Seal Present/Intact: Y N
 COC Signed/Accurate: Y N
 Bottles arrive intact: Y N
 Correct bottles used: Y N
 Sufficient volume sent: Y N
 If Applicable
 VOA Zero Headspace: Y N
 Preservation Correct/Checked: Y N

Relinquished by: (Signature) <i>[Signature]</i>	Date: 06/05/19	Time: 1730	Received by: (Signature) <i>[Signature]</i>	Trip Blank Received: <input checked="" type="checkbox"/> Yes <input type="checkbox"/> No HCL/MeOH TBR
Relinquished by: (Signature)	Date:	Time:	Received by: (Signature)	Temp: °C 7+1 = 8.5 Bottles Received: 156
Relinquished by: (Signature)	Date:	Time:	Received for lab by: (Signature) B Maxwell	Date: 6/6/19 Time: 0845

RAD SCREEN: <0.5 mB/h
If preservation required by Login: Date/Time
Hold:
Condition: NCF OK

Kinder Morgan- Atlanta, GA

6600 Peachtree Dunwoody Road
400 Embassy Row - Suite 600
Atlanta GA 30328

Report to:
Bethany Garvey

Billing Information:

Accounts Payable
1000 Windward Concourse
Ste 450
Alpharetta, GA 30005

Email To: bethany.garvey@jacobs.com;
tom.wiley@jacobs.com

Project
Description: **Lewis Drive Groundwater**

City/State
Collected: **BELTON, SC**

Phone: **770-604-9182**
Fax:

Client Project #
**D3161400.B.PN.CEN.
L.DONKRUW**

Lab Project #
KINCH2MGA-LEWIS12

Collected by (print):
A. DENNIS / J. MORGAN

Site/Facility ID #
LEWIS DRIVE

P.O. #

Collected by (signature):
[Signature]

Rush? (Lab MUST Be Notified)
 Same Day Five Day
 Next Day 5 Day (Rad Only)
 Two Day 10 Day (Rad Only)
 Three Day

Quote #

Date Results Needed

Immediately
Packed on Ice N Y

No. of
Cntrs

Sample ID	Comp/Grab	Matrix *	Depth	Date	Time	No. of Cntrs	Pres Chk	Analysis / Container / Preservative	Chain of Custody
MW-23 MW-38-060519	GRAB	GW	NA	06/05/19	1510	3	X	V8260BTEXMNSC 40mIAmb-HCl	V8260BTEXMNSC-TB 40mIAmb-HCl-BIK Pace Analytical® National Center for Testing & Innovation 12065 Lebanon Rd Mount Juliet, TN 37122 Phone: 615-758-5858 Phone: 800-767-5859 Fax: 615-758-5859 L# 1106215 Table # Acctnum: KINCH2MGA Template: T150982 Prelogin: P711547 TSR: 526 - Chris McCord PB: Shipped Via: FedEX Ground
MW-24 MW-24-060519	↓	GW	↓	↓	1530	3	X		
MW-25 MW-24B-060519	↓	GW	↓	↓	1540	3	X		
MW-26 MW-24B-060519	↓	GW	↓	↓	1600	1	X		
MW-27 MW-24B-060519	↓	GW	↓	↓		3	X		
MW-28 MW-24B-060519	↓	GW	↓	↓		3	X		
MW-29 MW-24B-060519	↓	GW	↓	↓		3	X		
MW-30 MW-24B-060519	↓	GW	↓	↓		3	X		
MW-31 MW-24B-060519	↓	GW	↓	↓		3	X		
MW-32 MW-24B-060519	↓	GW	↓	↓		3	X		

Matrix:
 SS - Soil AIR - Air F - Filter
 GW - Groundwater B - Bioassay
 WW - WasteWater
 DW - Drinking Water
 OT - Other

Remarks:

Samples returned via:
 UPS FedEx Courier

Tracking #

pH _____ Temp _____

Flow _____ Other _____

Sample Receipt Checklist

COC Seal Present/Intact: Y N
 COC Signed/Accurate: Y N
 Bottles arrive intact: Y N
 Correct bottles used: Y N
 Sufficient volume sent: Y N
 If Applicable
 VOA Zero Headspace: Y N
 Preservation Correct/Checked: Y N

RAD SCREEN: <0.5 mR/h

Relinquished by: (Signature) <i>[Signature]</i>	Date: 06/05/19	Time: 1730	Received by: (Signature) <i>[Signature]</i>	Trip Blank Received: Yes/No <input checked="" type="checkbox"/> Yes <input type="checkbox"/> No	HCl/MeOH TBR
Relinquished by: (Signature)	Date:	Time:	Received by: (Signature)	Temp: °C 71.1: 8.5	Bottles Received: 156
Relinquished by: (Signature)	Date:	Time:	Received for lab by: (Signature) B Maxwell	Date: 6/6/19	Time: 0845

Condition:
 NCF OK



Login #:L1106215	Client:KINCH2MGA	Date:06/06/19	Evaluated by:AM
------------------	------------------	---------------	-----------------

Non-Conformance (check applicable items)

Sample Integrity	Chain of Custody Clarification		
Parameter(s) past holding time	Login Clarification Needed		If Broken Container:
Temperature not in range	Chain of custody is incomplete	x	Insufficient packing material around container
Improper container type	Please specify Metals requested.		Insufficient packing material inside cooler
pH not in range.	Please specify TCLP requested.		Improper handling by carrier (FedEx / UPS / Couri
Insufficient sample volume.	Received additional samples not listed on coc.		Sample was frozen
Sample is biphasic.	Sample ids on containers do not match ids on coc		Container lid not intact
Vials received with headspace.	Trip Blank not received.		If no Chain of Custody:
x Broken container	Client did not "X" analysis.		Received by:
Broken container:	Chain of Custody is missing		Date/Time:
Sufficient sample remains			Temp./Cont. Rec./pH:
			Carrier:
			Tracking#

Login Comments: Received 1 of 3 vials broken for ID MW-42

Client informed by:	Call	Email	Voice Mail	Date:6/7/19	Time:08:45
TSR Initials:CM	Client Contact:				

Login Instructions:

Run from remaining containers.

June 20, 2019

1 Cp

2 Tc

3 Ss

4 Cn

5 Gl

6 Al

7 Sc

Kinder Morgan- Atlanta, GA


Sample Delivery Group: L1106708
Samples Received: 06/07/2019
Project Number: 03161400.B.PN.GEN.LD
Description: Lewis Drive Groundwater
Site: LEWIS DRIVE
Report To: Bethany Garvey
6600 Peachtree Dunwoody Road
400 Embassy Row - Suite 600
Atlanta, GA 30328

Entire Report Reviewed By:



Chris McCord
Project Manager

Results relate only to the items tested or calibrated and are reported as rounded values. This test report shall not be reproduced, except in full, without written approval of the laboratory. Where applicable, sampling conducted by Pace National is performed per guidance provided in laboratory standard operating procedures: 060302, 060303, and 060304.





Cp: Cover Page	1	¹Cp
Tc: Table of Contents	2	
Ss: Sample Summary	3	²Tc
Cn: Case Narrative	4	
Gl: Glossary of Terms	5	³Ss
Al: Accreditations & Locations	6	⁴Cn
Sc: Sample Chain of Custody	7	⁵Gl
		⁶Al
		⁷Sc

SAMPLE SUMMARY



FB03-060619 L1106708-01 GW

Collected by: Melissa Warren
 Collected date/time: 06/06/19 09:05
 Received date/time: 06/07/19 08:45

Method	Batch	Dilution	Preparation date/time	Analysis date/time	Analyst	Location
Subcontracted Analyses	WG1293844	1	06/19/19 14:49	06/19/19 14:49	CBM	Ormond Beach, FL 32174

¹ Cp

² Tc

³ Ss

AW-33920317-060619 L1106708-02 GW

Collected by: Melissa Warren
 Collected date/time: 06/06/19 10:30
 Received date/time: 06/07/19 08:45

Method	Batch	Dilution	Preparation date/time	Analysis date/time	Analyst	Location
Subcontracted Analyses	WG1293844	1	06/19/19 14:49	06/19/19 14:49	CBM	Ormond Beach, FL 32174

⁴ Cn

⁵ Gl

⁶ Al

AW-528-060619 L1106708-03 GW

Collected by: Melissa Warren
 Collected date/time: 06/06/19 10:05
 Received date/time: 06/07/19 08:45

Method	Batch	Dilution	Preparation date/time	Analysis date/time	Analyst	Location
Subcontracted Analyses	WG1293844	1	06/19/19 14:49	06/19/19 14:49	CBM	Ormond Beach, FL 32174

⁷ Sc

TB04-060619 L1106708-04 GW

Collected by: Melissa Warren
 Collected date/time: 06/06/19 08:30
 Received date/time: 06/07/19 08:45

Method	Batch	Dilution	Preparation date/time	Analysis date/time	Analyst	Location
Subcontracted Analyses	WG1293844	1	06/19/19 14:49	06/19/19 14:49	CBM	Ormond Beach, FL 32174



All sample aliquots were received at the correct temperature, in the proper containers, with the appropriate preservatives, and within method specified holding times, unless qualified or notated within the report. Where applicable, all MDL (LOD) and RDL (LOQ) values reported for environmental samples have been corrected for the dilution factor used in the analysis. All Method and Batch Quality Control are within established criteria except where addressed in this case narrative, a non-conformance form or properly qualified within the sample results. By my digital signature below, I affirm to the best of my knowledge, all problems/anomalies observed by the laboratory as having the potential to affect the quality of the data have been identified by the laboratory, and no information or data have been knowingly withheld that would affect the quality of the data.

Chris McCord
Project Manager

Project Narrative

L1106708 -01, -02, -03, -04 contains subout data that is included after the chain of custody.

- ¹ Cp
- ² Tc
- ³ Ss
- ⁴ Cn
- ⁵ Gl
- ⁶ Al
- ⁷ Sc



Guide to Reading and Understanding Your Laboratory Report

The information below is designed to better explain the various terms used in your report of analytical results from the Laboratory. This is not intended as a comprehensive explanation, and if you have additional questions please contact your project representative.

Abbreviations and Definitions

SDG	Sample Delivery Group.
Uncertainty (Radiochemistry)	Confidence level of 2 sigma.
Case Narrative (Cn)	A brief discussion about the included sample results, including a discussion of any non-conformances to protocol observed either at sample receipt by the laboratory from the field or during the analytical process. If present, there will be a section in the Case Narrative to discuss the meaning of any data qualifiers used in the report.
Quality Control Summary (Qc)	This section of the report includes the results of the laboratory quality control analyses required by procedure or analytical methods to assist in evaluating the validity of the results reported for your samples. These analyses are not being performed on your samples typically, but on laboratory generated material.
Sample Chain of Custody (Sc)	This is the document created in the field when your samples were initially collected. This is used to verify the time and date of collection, the person collecting the samples, and the analyses that the laboratory is requested to perform. This chain of custody also documents all persons (excluding commercial shippers) that have had control or possession of the samples from the time of collection until delivery to the laboratory for analysis.
Sample Results (Sr)	This section of your report will provide the results of all testing performed on your samples. These results are provided by sample ID and are separated by the analyses performed on each sample. The header line of each analysis section for each sample will provide the name and method number for the analysis reported.
Sample Summary (Ss)	This section of the Analytical Report defines the specific analyses performed for each sample ID, including the dates and times of preparation and/or analysis.

- 1 Cp
- 2 Tc
- 3 Ss
- 4 Cn
- 5 Gl
- 6 Al
- 7 Sc

Qualifier Description

The remainder of this page intentionally left blank, there are no qualifiers applied to this SDG.



Pace National is the only environmental laboratory accredited/certified to support your work nationwide from one location. One phone call, one point of contact, one laboratory. No other lab is as accessible or prepared to handle your needs throughout the country. Our capacity and capability from our single location laboratory is comparable to the collective totals of the network laboratories in our industry. The most significant benefit to our one location design is the design of our laboratory campus. The model is conducive to accelerated productivity, decreasing turn-around time, and preventing cross contamination, thus protecting sample integrity. Our focus on premium quality and prompt service allows us to be YOUR LAB OF CHOICE.

* Not all certifications held by the laboratory are applicable to the results reported in the attached report.
 * Accreditation is only applicable to the test methods specified on each scope of accreditation held by Pace National.

State Accreditations

Alabama	40660	Nebraska	NE-OS-15-05
Alaska	17-026	Nevada	TN-03-2002-34
Arizona	AZ0612	New Hampshire	2975
Arkansas	88-0469	New Jersey-NELAP	TN002
California	2932	New Mexico ¹	n/a
Colorado	TN00003	New York	11742
Connecticut	PH-0197	North Carolina	Env375
Florida	E87487	North Carolina ¹	DW21704
Georgia	NELAP	North Carolina ³	41
Georgia ¹	923	North Dakota	R-140
Idaho	TN00003	Ohio-VAP	CL0069
Illinois	200008	Oklahoma	9915
Indiana	C-TN-01	Oregon	TN200002
Iowa	364	Pennsylvania	68-02979
Kansas	E-10277	Rhode Island	LA000356
Kentucky ^{1,6}	90010	South Carolina	84004
Kentucky ²	16	South Dakota	n/a
Louisiana	AI30792	Tennessee ^{1,4}	2006
Louisiana ¹	LA180010	Texas	T104704245-18-15
Maine	TN0002	Texas ⁵	LAB0152
Maryland	324	Utah	TN00003
Massachusetts	M-TN003	Vermont	VT2006
Michigan	9958	Virginia	460132
Minnesota	047-999-395	Washington	C847
Mississippi	TN00003	West Virginia	233
Missouri	340	Wisconsin	9980939910
Montana	CERT0086	Wyoming	A2LA

1 Cp

2 Tc

3 Ss

4 Cn

5 Gl

6 Al

7 Sc

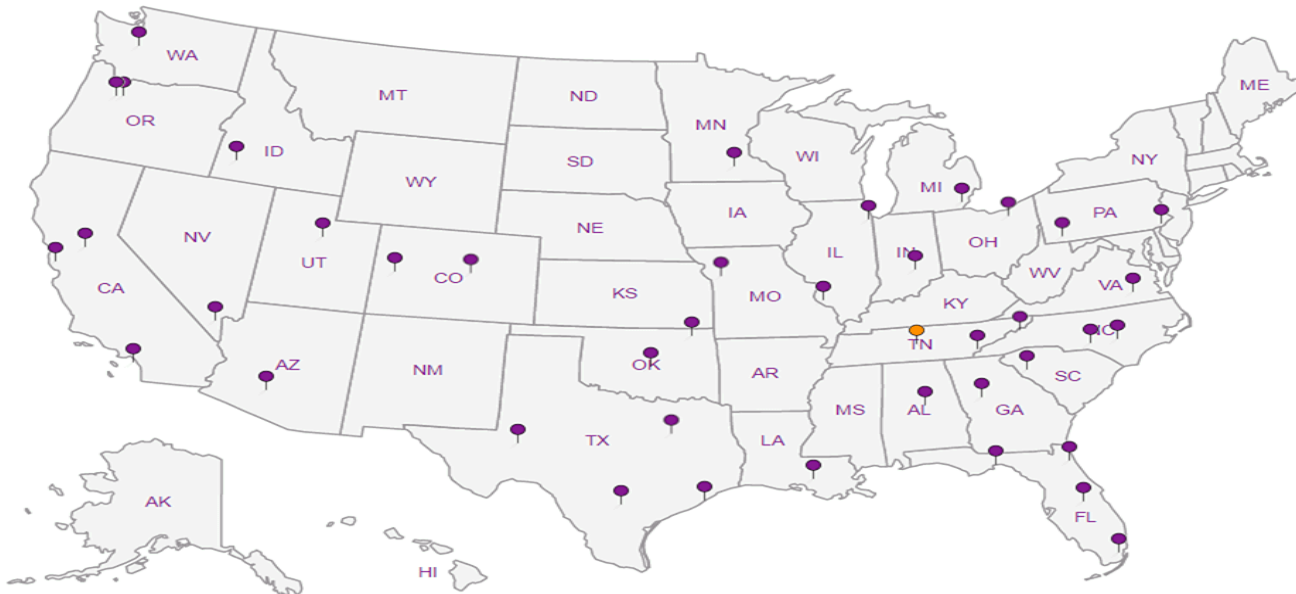
Third Party Federal Accreditations

A2LA – ISO 17025	1461.01	AIHA-LAP,LLC EMLAP	100789
A2LA – ISO 17025 ⁵	1461.02	DOD	1461.01
Canada	1461.01	USDA	P330-15-00234
EPA-Crypto	TN00003		

¹ Drinking Water ² Underground Storage Tanks ³ Aquatic Toxicity ⁴ Chemical/Microbiological ⁵ Mold ⁶ Wastewater n/a Accreditation not applicable

Our Locations

Pace National has sixty-four client support centers that provide sample pickup and/or the delivery of sampling supplies. If you would like assistance from one of our support offices, please contact our main office. Pace National performs all testing at our central laboratory.



June 18, 2019

Benita Miller
Pace Analytical National
12065 Lebanon Rd
Mount Juliet, TN 37122

RE: Project: WG1293844 Lewis Drive Groundwa
Pace Project No.: 35474039

Dear Benita Miller:

Enclosed are the analytical results for sample(s) received by the laboratory on June 11, 2019. The results relate only to the samples included in this report. Results reported herein conform to the most current, applicable TNI/NELAC standards and the laboratory's Quality Assurance Manual, where applicable, unless otherwise noted in the body of the report.

If you have any questions concerning this report, please feel free to contact me.

Sincerely,



Brad Smith
brad.smith@pacelabs.com
(386) 672-5668
Project Manager

Enclosures

cc: Project Manager, ESC Lab Sciences



REPORT OF LABORATORY ANALYSIS

This report shall not be reproduced, except in full,
without the written consent of Pace Analytical Services, LLC.

CERTIFICATIONS

Project: WG1293844 Lewis Drive Groundwa

Pace Project No.: 35474039

Ormond Beach Certification IDs

8 East Tower Circle, Ormond Beach, FL 32174
Alaska DEC- CS/UST/LUST
Alabama Certification #: 41320
Arizona Certification# AZ0819
Colorado Certification: FL NELAC Reciprocity
Connecticut Certification #: PH-0216
Delaware Certification: FL NELAC Reciprocity
Florida Certification #: E83079
Georgia Certification #: 955
Guam Certification: FL NELAC Reciprocity
Hawaii Certification: FL NELAC Reciprocity
Illinois Certification #: 200068
Indiana Certification: FL NELAC Reciprocity
Kansas Certification #: E-10383
Kentucky Certification #: 90050
Louisiana Certification #: FL NELAC Reciprocity
Louisiana Environmental Certificate #: 05007
Maryland Certification: #346
Michigan Certification #: 9911
Mississippi Certification: FL NELAC Reciprocity

Missouri Certification #: 236
Montana Certification #: Cert 0074
Nebraska Certification: NE-OS-28-14
New Hampshire Certification #: 2958
New Jersey Certification #: FL022
New York Certification #: 11608
North Carolina Environmental Certificate #: 667
North Carolina Certification #: 12710
North Dakota Certification #: R-216
Oklahoma Certification #: D9947
Pennsylvania Certification #: 68-00547
Puerto Rico Certification #: FL01264
South Carolina Certification: #96042001
Tennessee Certification #: TN02974
Texas Certification: FL NELAC Reciprocity
US Virgin Islands Certification: FL NELAC Reciprocity
Virginia Environmental Certification #: 460165
West Virginia Certification #: 9962C
Wisconsin Certification #: 399079670
Wyoming (EPA Region 8): FL NELAC Reciprocity

REPORT OF LABORATORY ANALYSIS

This report shall not be reproduced, except in full,
without the written consent of Pace Analytical Services, LLC.

SAMPLE ANALYTE COUNT

Project: WG1293844 Lewis Drive Groundwa

Pace Project No.: 35474039

Lab ID	Sample ID	Method	Analysts	Analytes Reported	Laboratory
35474039001	FB03-060619	EPA 524.2	JLR	10	PASI-O
35474039002	AW-33920317-060619	EPA 524.2	JLR	10	PASI-O
35474039003	AW-528-060619	EPA 524.2	JLR	10	PASI-O
35474039004	TB04-060619	EPA 524.2	JLR	10	PASI-O

REPORT OF LABORATORY ANALYSIS

This report shall not be reproduced, except in full,
without the written consent of Pace Analytical Services, LLC.

ANALYTICAL RESULTS

Project: WG1293844 Lewis Drive Groundwa

Pace Project No.: 35474039

Sample: FB03-060619		Lab ID: 35474039001		Collected: 06/06/19 09:05	Received: 06/11/19 10:40	Matrix: Water		
Parameters	Results	Units	PQL	DF	Prepared	Analyzed	CAS No.	Qual
524.2 MSV		Analytical Method: EPA 524.2						
Benzene	ND	ug/L	0.50	1		06/18/19 01:07	71-43-2	
1,1-Dichloroethane	ND	ug/L	0.50	1		06/18/19 01:07	75-34-3	
Ethylbenzene	ND	ug/L	0.50	1		06/18/19 01:07	100-41-4	
Methyl-tert-butyl ether	ND	ug/L	0.50	1		06/18/19 01:07	1634-04-4	
Naphthalene	ND	ug/L	0.50	1		06/18/19 01:07	91-20-3	
Toluene	ND	ug/L	0.50	1		06/18/19 01:07	108-88-3	
Xylene (Total)	ND	ug/L	1.0	1		06/18/19 01:07	1330-20-7	
Surrogates								
4-Bromofluorobenzene (S)	98	%	70-130	1		06/18/19 01:07	460-00-4	
Toluene-d8 (S)	102	%	70-130	1		06/18/19 01:07	2037-26-5	
1,2-Dichloroethane-d4 (S)	108	%	70-130	1		06/18/19 01:07	17060-07-0	

REPORT OF LABORATORY ANALYSIS

This report shall not be reproduced, except in full,
without the written consent of Pace Analytical Services, LLC.

ANALYTICAL RESULTS

Project: WG1293844 Lewis Drive Groundwa

Pace Project No.: 35474039

Sample: AW-33920317-060619		Lab ID: 35474039002		Collected: 06/06/19 10:30	Received: 06/11/19 10:40	Matrix: Water		
Parameters	Results	Units	PQL	DF	Prepared	Analyzed	CAS No.	Qual
524.2 MSV		Analytical Method: EPA 524.2						
Benzene	ND	ug/L	0.50	1		06/18/19 01:31	71-43-2	
1,1-Dichloroethane	ND	ug/L	0.50	1		06/18/19 01:31	75-34-3	
Ethylbenzene	ND	ug/L	0.50	1		06/18/19 01:31	100-41-4	
Methyl-tert-butyl ether	0.88	ug/L	0.50	1		06/18/19 01:31	1634-04-4	
Naphthalene	ND	ug/L	0.50	1		06/18/19 01:31	91-20-3	
Toluene	ND	ug/L	0.50	1		06/18/19 01:31	108-88-3	
Xylene (Total)	ND	ug/L	1.0	1		06/18/19 01:31	1330-20-7	
Surrogates								
4-Bromofluorobenzene (S)	96	%	70-130	1		06/18/19 01:31	460-00-4	
Toluene-d8 (S)	101	%	70-130	1		06/18/19 01:31	2037-26-5	
1,2-Dichloroethane-d4 (S)	106	%	70-130	1		06/18/19 01:31	17060-07-0	

REPORT OF LABORATORY ANALYSIS

This report shall not be reproduced, except in full,
without the written consent of Pace Analytical Services, LLC.

ANALYTICAL RESULTS

Project: WG1293844 Lewis Drive Groundwa

Pace Project No.: 35474039

Sample: AW-528-060619		Lab ID: 35474039003		Collected: 06/06/19 10:05	Received: 06/11/19 10:40	Matrix: Water		
Parameters	Results	Units	PQL	DF	Prepared	Analyzed	CAS No.	Qual
524.2 MSV		Analytical Method: EPA 524.2						
Benzene	ND	ug/L	0.50	1		06/18/19 01:55	71-43-2	
1,1-Dichloroethane	ND	ug/L	0.50	1		06/18/19 01:55	75-34-3	
Ethylbenzene	ND	ug/L	0.50	1		06/18/19 01:55	100-41-4	
Methyl-tert-butyl ether	ND	ug/L	0.50	1		06/18/19 01:55	1634-04-4	
Naphthalene	ND	ug/L	0.50	1		06/18/19 01:55	91-20-3	
Toluene	ND	ug/L	0.50	1		06/18/19 01:55	108-88-3	
Xylene (Total)	ND	ug/L	1.0	1		06/18/19 01:55	1330-20-7	
Surrogates								
4-Bromofluorobenzene (S)	97	%	70-130	1		06/18/19 01:55	460-00-4	
Toluene-d8 (S)	103	%	70-130	1		06/18/19 01:55	2037-26-5	
1,2-Dichloroethane-d4 (S)	108	%	70-130	1		06/18/19 01:55	17060-07-0	

REPORT OF LABORATORY ANALYSIS

This report shall not be reproduced, except in full,
without the written consent of Pace Analytical Services, LLC.

ANALYTICAL RESULTS

Project: WG1293844 Lewis Drive Groundwa

Pace Project No.: 35474039

Sample: TB04-060619		Lab ID: 35474039004		Collected: 06/06/19 08:30	Received: 06/11/19 10:40	Matrix: Water		
Parameters	Results	Units	PQL	DF	Prepared	Analyzed	CAS No.	Qual
524.2 MSV		Analytical Method: EPA 524.2						
Benzene	ND	ug/L	0.50	1		06/18/19 02:19	71-43-2	
1,1-Dichloroethane	ND	ug/L	0.50	1		06/18/19 02:19	75-34-3	
Ethylbenzene	ND	ug/L	0.50	1		06/18/19 02:19	100-41-4	
Methyl-tert-butyl ether	ND	ug/L	0.50	1		06/18/19 02:19	1634-04-4	
Naphthalene	ND	ug/L	0.50	1		06/18/19 02:19	91-20-3	
Toluene	ND	ug/L	0.50	1		06/18/19 02:19	108-88-3	
Xylene (Total)	ND	ug/L	1.0	1		06/18/19 02:19	1330-20-7	
Surrogates								
4-Bromofluorobenzene (S)	96	%	70-130	1		06/18/19 02:19	460-00-4	
Toluene-d8 (S)	102	%	70-130	1		06/18/19 02:19	2037-26-5	
1,2-Dichloroethane-d4 (S)	109	%	70-130	1		06/18/19 02:19	17060-07-0	

REPORT OF LABORATORY ANALYSIS

This report shall not be reproduced, except in full,
without the written consent of Pace Analytical Services, LLC.

QUALITY CONTROL DATA

Project: WG1293844 Lewis Drive Groundwa
Pace Project No.: 35474039

QC Batch: 547072 Analysis Method: EPA 524.2
QC Batch Method: EPA 524.2 Analysis Description: 524.2 MSV
Associated Lab Samples: 35474039001, 35474039002, 35474039003, 35474039004

METHOD BLANK: 2964602 Matrix: Water
Associated Lab Samples: 35474039001, 35474039002, 35474039003, 35474039004

Parameter	Units	Blank Result	Reporting Limit	Analyzed	Qualifiers
1,1-Dichloroethane	ug/L	ND	0.50	06/18/19 00:43	
Benzene	ug/L	ND	0.50	06/18/19 00:43	
Ethylbenzene	ug/L	ND	0.50	06/18/19 00:43	
Methyl-tert-butyl ether	ug/L	ND	0.50	06/18/19 00:43	
Naphthalene	ug/L	ND	0.50	06/18/19 00:43	
Toluene	ug/L	ND	0.50	06/18/19 00:43	
Xylene (Total)	ug/L	ND	1.0	06/18/19 00:43	
1,2-Dichloroethane-d4 (S)	%	108	70-130	06/18/19 00:43	
4-Bromofluorobenzene (S)	%	96	70-130	06/18/19 00:43	
Toluene-d8 (S)	%	102	70-130	06/18/19 00:43	

LABORATORY CONTROL SAMPLE & LCSD: 2964603

Parameter	Units	Spike Conc.	2964604		LCS % Rec	LCSD % Rec	% Rec Limits	RPD	Max RPD	Qualifiers
			LCS Result	LCSD Result						
1,1-Dichloroethane	ug/L	20	19.2	18.7	96	94	70-130	2	20	
Benzene	ug/L	20	18.5	18.2	92	91	70-130	2	20	
Ethylbenzene	ug/L	20	18.2	18.8	91	94	70-130	3	20	
Methyl-tert-butyl ether	ug/L	20	18.6	18.3	93	91	70-130	2	20	
Naphthalene	ug/L	20	16.7	17.6	84	88	70-130	5	20	
Toluene	ug/L	20	17.4	18.2	87	91	70-130	5	20	
Xylene (Total)	ug/L	60	55.5	57.5	93	96	70-130	4	20	
1,2-Dichloroethane-d4 (S)	%				108	105	70-130			
4-Bromofluorobenzene (S)	%				96	100	70-130			
Toluene-d8 (S)	%				102	101	70-130			

Results presented on this page are in the units indicated by the "Units" column except where an alternate unit is presented to the right of the result.

REPORT OF LABORATORY ANALYSIS

This report shall not be reproduced, except in full,
without the written consent of Pace Analytical Services, LLC.

QUALIFIERS

Project: WG1293844 Lewis Drive Groundwa

Pace Project No.: 35474039

DEFINITIONS

DF - Dilution Factor, if reported, represents the factor applied to the reported data due to dilution of the sample aliquot.

ND - Not Detected at or above adjusted reporting limit.

TNTC - Too Numerous To Count

J - Estimated concentration above the adjusted method detection limit and below the adjusted reporting limit.

MDL - Adjusted Method Detection Limit.

PQL - Practical Quantitation Limit.

RL - Reporting Limit - The lowest concentration value that meets project requirements for quantitative data with known precision and bias for a specific analyte in a specific matrix.

S - Surrogate

1,2-Diphenylhydrazine decomposes to and cannot be separated from Azobenzene using Method 8270. The result for each analyte is a combined concentration.

Consistent with EPA guidelines, unrounded data are displayed and have been used to calculate % recovery and RPD values.

LCS(D) - Laboratory Control Sample (Duplicate)

MS(D) - Matrix Spike (Duplicate)

DUP - Sample Duplicate

RPD - Relative Percent Difference

NC - Not Calculable.

SG - Silica Gel - Clean-Up

U - Indicates the compound was analyzed for, but not detected.

N-Nitrosodiphenylamine decomposes and cannot be separated from Diphenylamine using Method 8270. The result reported for each analyte is a combined concentration.

Pace Analytical is TNI accredited. Contact your Pace PM for the current list of accredited analytes.

TNI - The NELAC Institute.

LABORATORIES

PASI-O Pace Analytical Services - Ormond Beach

REPORT OF LABORATORY ANALYSIS

This report shall not be reproduced, except in full,
without the written consent of Pace Analytical Services, LLC.

QUALITY CONTROL DATA CROSS REFERENCE TABLE

Project: WG1293844 Lewis Drive Groundwa

Pace Project No.: 35474039

Lab ID	Sample ID	QC Batch Method	QC Batch	Analytical Method	Analytical Batch
35474039001	FB03-060619	EPA 524.2	547072		
35474039002	AW-33920317-060619	EPA 524.2	547072		
35474039003	AW-528-060619	EPA 524.2	547072		
35474039004	TB04-060619	EPA 524.2	547072		

REPORT OF LABORATORY ANALYSIS

This report shall not be reproduced, except in full,
without the written consent of Pace Analytical Services, LLC.



Document Name:
Sample Condition Upon Receipt Form
Document No.:
F-FL-C-007 rev. 13

Document Revised:
May 30, 2018
Issuing Authority:
Pace Florida Quality Office

Sample ID: **WO#: 35474039** (SCUR)

Project # _____
Project Manager: **PM: BTS**
Client: **CLIENT: PACESC**
Due Date: **06/20/19**

Date and Initials of person:
Examining contents: **BBS**
Label: _____
Deliver: **AS**
pH: _____

Thermometer Used: **T353** Date: **6.11.17** Time: **1113** Initials: **BBS**

State of Origin: _____ For WV projects, all containers verified to ≤6 °C

Cooler #1 Temp. °C 1.8 (Visual) +1 (Correction Factor) 1.9 (Actual) Samples on ice, cooling process has begun
Cooler #2 Temp. °C _____ (Visual) _____ (Correction Factor) _____ (Actual) Samples on ice, cooling process has begun
Cooler #3 Temp. °C _____ (Visual) _____ (Correction Factor) _____ (Actual) Samples on ice, cooling process has begun
Cooler #4 Temp. °C _____ (Visual) _____ (Correction Factor) _____ (Actual) Samples on ice, cooling process has begun
Cooler #5 Temp. °C _____ (Visual) _____ (Correction Factor) _____ (Actual) Samples on ice, cooling process has begun
Cooler #6 Temp. °C _____ (Visual) _____ (Correction Factor) _____ (Actual) Samples on ice, cooling process has begun

Courier: Fed Ex UPS USPS Client Commercial Pace Other _____
Shipping Method: First Overnight Priority Overnight Standard Overnight Ground International Priority
 Other _____

Billing: Recipient Sender Third Party Credit Card Unknown

Tracking # 1082 5980 2440

Custody Seal on Cooler/Box Present: Yes No Seals intact: Yes No Ice: Wet Blue Dry None

Packing Material: Bubble Wrap Bubble Bags None Other _____

Samples shorted to lab (if Yes, complete) Shorted Date: _____ Shorted Time: _____ Qty: _____

Comments:

Chain of Custody Present	<input checked="" type="checkbox"/> Yes <input type="checkbox"/> No <input type="checkbox"/> N/A	
Chain of Custody Filled Out	<input checked="" type="checkbox"/> Yes <input type="checkbox"/> No <input type="checkbox"/> N/A	
Relinquished Signature & Sampler Name COC	<input checked="" type="checkbox"/> Yes <input type="checkbox"/> No <input type="checkbox"/> N/A	
Samples Arrived within Hold Time	<input type="checkbox"/> Yes <input type="checkbox"/> No <input type="checkbox"/> N/A	
Rush TAT requested on COC	<input checked="" type="checkbox"/> Yes <input type="checkbox"/> No <input type="checkbox"/> N/A	
Sufficient Volume	<input checked="" type="checkbox"/> Yes <input type="checkbox"/> No <input type="checkbox"/> N/A	
Correct Containers Used	<input checked="" type="checkbox"/> Yes <input type="checkbox"/> No <input type="checkbox"/> N/A	
Containers Intact	<input checked="" type="checkbox"/> Yes <input type="checkbox"/> No <input type="checkbox"/> N/A	
Sample Labels match COC (sample IDs & date/time of collection)	<input checked="" type="checkbox"/> Yes <input type="checkbox"/> No <input type="checkbox"/> N/A	
All containers needing acid/base preservation have been checked.	<input type="checkbox"/> Yes <input type="checkbox"/> No <input checked="" type="checkbox"/> N/A	Preservation Information: Preservative: _____ Lot #/Trace #: _____ Date: _____ Time: _____ Initials: _____
All Containers needing preservation are found to be in compliance with EPA recommendation: Exceptions: VOA, Coliform, TOC, O&G, Carbamates	<input type="checkbox"/> Yes <input type="checkbox"/> No <input checked="" type="checkbox"/> N/A	
Headspace in VOA Vials? (>6mm):	<input checked="" type="checkbox"/> Yes <input type="checkbox"/> No <input type="checkbox"/> N/A	
Trip Blank Present:	<input type="checkbox"/> Yes <input checked="" type="checkbox"/> No <input type="checkbox"/> N/A	

Client Notification/ Resolution:
Person Contacted: _____ Date/Time: _____

Comments/ Resolution (use back for additional comments):


ANALYTICAL REPORT

Eurofins TestAmerica, Pensacola
3355 McLemore Drive
Pensacola, FL 32514
Tel: (850)474-1001

Laboratory Job ID: 400-171302-1
Client Project/Site: Lewis Drive_Private Well Sampling

For:
CH2M Hill, Inc.
3120 Highwoods Blvd
Ste 214
Raleigh, North Carolina 27604

Attn: William Waldron



Authorized for release by:
6/21/2019 12:34:37 PM

Carol Webb, Project Manager II
(850)471-6250
carol.webb@testamericainc.com

LINKS

Review your project
results through
TotalAccess

Have a Question?



Visit us at:
www.testamericainc.com

The test results in this report meet all 2003 NELAC and 2009 TNI requirements for accredited parameters, exceptions are noted in this report. This report may not be reproduced except in full, and with written approval from the laboratory. For questions please contact the Project Manager at the e-mail address or telephone number listed on this page.

This report has been electronically signed and authorized by the signatory. Electronic signature is intended to be the legally binding equivalent of a traditionally handwritten signature.

Results relate only to the items tested and the sample(s) as received by the laboratory.

Table of Contents

Cover Page	1
Table of Contents	2
Case Narrative	3
Detection Summary	4
Sample Summary	5
Client Sample Results	6
Definitions	9
Surrogate Summary	10
QC Association	11
QC Sample Results	12
Chronicle	14
Method Summary	15
Certification Summary	16
Chain of Custody	18
Receipt Checklists	20



Case Narrative

Client: CH2M Hill, Inc.
Project/Site: Lewis Drive_Private Well Sampling

Job ID: 400-171302-1

Job ID: 400-171302-1

Laboratory: Eurofins TestAmerica, Pensacola

Narrative

Job Narrative
400-171302-1

Comments

COC indicated Method 8260. Client changed to 524.2.

Receipt

The samples were received on 6/7/2019 9:44 AM; the samples arrived in good condition, properly preserved and, where required, on ice. The temperature of the cooler at receipt was 4.5° C.

GC/MS VOA

Method 524.2: Insufficient sample volume was available to perform a matrix spike/matrix spike duplicate (MS/MSD) associated with analytical batch 680-574060.

No additional analytical or quality issues were noted, other than those described above or in the Definitions/Glossary page.

- 1
- 2
- 3
- 4
- 5
- 6
- 7
- 8
- 9
- 10
- 11
- 12
- 13
- 14
- 15

Detection Summary

Client: CH2M Hill, Inc.
Project/Site: Lewis Drive_Private Well Sampling

Job ID: 400-171302-1

Client Sample ID: AW-528-060619

Lab Sample ID: 400-171302-1

No Detections.

Client Sample ID: AW-33920317-060619

Lab Sample ID: 400-171302-2

Analyte	Result	Qualifier	RL	MDL	Unit	Dil Fac	D	Method	Prep Type
Methyl tert-butyl ether	0.97		0.50	0.093	ug/L	1		524.2	Total/NA

Client Sample ID: FB04-060619

Lab Sample ID: 400-171302-3

No Detections.

This Detection Summary does not include radiochemical test results.

Eurofins TestAmerica, Pensacola



Sample Summary

Client: CH2M Hill, Inc.
Project/Site: Lewis Drive_Private Well Sampling

Job ID: 400-171302-1

Lab Sample ID	Client Sample ID	Matrix	Collected	Received	Asset ID
400-171302-1	AW-528-060619	Water	06/06/19 10:05	06/07/19 09:44	
400-171302-2	AW-33920317-060619	Water	06/06/19 10:30	06/07/19 09:44	
400-171302-3	FB04-060619	Water	06/06/19 09:10	06/07/19 09:44	

1

2

3

4

5

6

7

8

9

10

11

12

13

14

15

Client Sample Results

Client: CH2M Hill, Inc.
 Project/Site: Lewis Drive_Private Well Sampling

Job ID: 400-171302-1

Client Sample ID: AW-528-060619

Lab Sample ID: 400-171302-1

Date Collected: 06/06/19 10:05

Matrix: Water

Date Received: 06/07/19 09:44

Method: 524.2 - Volatile Organic Compounds (GC/MS)

Analyte	Result	Qualifier	RL	MDL	Unit	D	Prepared	Analyzed	Dil Fac
Benzene	<0.082		0.50	0.082	ug/L			06/14/19 02:40	1
1,2-DCA	<0.086		0.50	0.086	ug/L			06/14/19 02:40	1
Ethylbenzene	<0.099		0.50	0.099	ug/L			06/14/19 02:40	1
Methyl tert-butyl ether	<0.093		0.50	0.093	ug/L			06/14/19 02:40	1
m-Xylene & p-Xylene	<0.15		0.50	0.15	ug/L			06/14/19 02:40	1
o-Xylene	<0.086		0.50	0.086	ug/L			06/14/19 02:40	1
Toluene	<0.086		0.50	0.086	ug/L			06/14/19 02:40	1
Xylenes, Total	<0.086		0.50	0.086	ug/L			06/14/19 02:40	1
Naphthalene	<0.43		1.0	0.43	ug/L			06/14/19 02:40	1
Surrogate	%Recovery	Qualifier	Limits				Prepared	Analyzed	Dil Fac
4-Bromofluorobenzene	99		70 - 130					06/14/19 02:40	1
1,2-Dichlorobenzene-d4 (Surr)	101		70 - 130					06/14/19 02:40	1

Client Sample Results

Client: CH2M Hill, Inc.
 Project/Site: Lewis Drive_Private Well Sampling

Job ID: 400-171302-1

Client Sample ID: AW-33920317-060619

Lab Sample ID: 400-171302-2

Date Collected: 06/06/19 10:30

Matrix: Water

Date Received: 06/07/19 09:44

Method: 524.2 - Volatile Organic Compounds (GC/MS)

Analyte	Result	Qualifier	RL	MDL	Unit	D	Prepared	Analyzed	Dil Fac
Benzene	<0.082		0.50	0.082	ug/L			06/14/19 03:03	1
1,2-DCA	<0.086		0.50	0.086	ug/L			06/14/19 03:03	1
Ethylbenzene	<0.099		0.50	0.099	ug/L			06/14/19 03:03	1
Methyl tert-butyl ether	0.97		0.50	0.093	ug/L			06/14/19 03:03	1
m-Xylene & p-Xylene	<0.15		0.50	0.15	ug/L			06/14/19 03:03	1
o-Xylene	<0.086		0.50	0.086	ug/L			06/14/19 03:03	1
Toluene	<0.086		0.50	0.086	ug/L			06/14/19 03:03	1
Xylenes, Total	<0.086		0.50	0.086	ug/L			06/14/19 03:03	1
Naphthalene	<0.43		1.0	0.43	ug/L			06/14/19 03:03	1

Surrogate	%Recovery	Qualifier	Limits	Prepared	Analyzed	Dil Fac
4-Bromofluorobenzene	97		70 - 130		06/14/19 03:03	1
1,2-Dichlorobenzene-d4 (Surr)	100		70 - 130		06/14/19 03:03	1

Client Sample Results

Client: CH2M Hill, Inc.
 Project/Site: Lewis Drive_Private Well Sampling

Job ID: 400-171302-1

Client Sample ID: FB04-060619

Lab Sample ID: 400-171302-3

Date Collected: 06/06/19 09:10

Matrix: Water

Date Received: 06/07/19 09:44

Method: 524.2 - Volatile Organic Compounds (GC/MS)

Analyte	Result	Qualifier	RL	MDL	Unit	D	Prepared	Analyzed	Dil Fac
Benzene	<0.082		0.50	0.082	ug/L			06/14/19 03:27	1
1,2-DCA	<0.086		0.50	0.086	ug/L			06/14/19 03:27	1
Ethylbenzene	<0.099		0.50	0.099	ug/L			06/14/19 03:27	1
Methyl tert-butyl ether	<0.093		0.50	0.093	ug/L			06/14/19 03:27	1
m-Xylene & p-Xylene	<0.15		0.50	0.15	ug/L			06/14/19 03:27	1
o-Xylene	<0.086		0.50	0.086	ug/L			06/14/19 03:27	1
Toluene	<0.086		0.50	0.086	ug/L			06/14/19 03:27	1
Xylenes, Total	<0.086		0.50	0.086	ug/L			06/14/19 03:27	1
Naphthalene	<0.43		1.0	0.43	ug/L			06/14/19 03:27	1
Surrogate	%Recovery	Qualifier	Limits				Prepared	Analyzed	Dil Fac
4-Bromofluorobenzene	97		70 - 130					06/14/19 03:27	1
1,2-Dichlorobenzene-d4 (Surr)	100		70 - 130					06/14/19 03:27	1

Definitions/Glossary

Client: CH2M Hill, Inc.
Project/Site: Lewis Drive_Private Well Sampling

Job ID: 400-171302-1

Glossary

Abbreviation	These commonly used abbreviations may or may not be present in this report.
α	Listed under the "D" column to designate that the result is reported on a dry weight basis
%R	Percent Recovery
CFL	Contains Free Liquid
CNF	Contains No Free Liquid
DER	Duplicate Error Ratio (normalized absolute difference)
Dil Fac	Dilution Factor
DL	Detection Limit (DoD/DOE)
DL, RA, RE, IN	Indicates a Dilution, Re-analysis, Re-extraction, or additional Initial metals/anion analysis of the sample
DLC	Decision Level Concentration (Radiochemistry)
EDL	Estimated Detection Limit (Dioxin)
LOD	Limit of Detection (DoD/DOE)
LOQ	Limit of Quantitation (DoD/DOE)
MDA	Minimum Detectable Activity (Radiochemistry)
MDC	Minimum Detectable Concentration (Radiochemistry)
MDL	Method Detection Limit
ML	Minimum Level (Dioxin)
NC	Not Calculated
ND	Not Detected at the reporting limit (or MDL or EDL if shown)
PQL	Practical Quantitation Limit
QC	Quality Control
RER	Relative Error Ratio (Radiochemistry)
RL	Reporting Limit or Requested Limit (Radiochemistry)
RPD	Relative Percent Difference, a measure of the relative difference between two points
TEF	Toxicity Equivalent Factor (Dioxin)
TEQ	Toxicity Equivalent Quotient (Dioxin)

Surrogate Summary

Client: CH2M Hill, Inc.
Project/Site: Lewis Drive_Private Well Sampling

Job ID: 400-171302-1

Method: 524.2 - Volatile Organic Compounds (GC/MS)

Matrix: Water

Prep Type: Total/NA

Percent Surrogate Recovery (Acceptance Limits)

Lab Sample ID	Client Sample ID	BFB	DCZ
		(70-130)	(70-130)
400-171302-1	AW-528-060619	99	101
400-171302-2	AW-33920317-060619	97	100
400-171302-3	FB04-060619	97	100
LCS 680-574060/5	Lab Control Sample	104	98
LCSD 680-574060/6	Lab Control Sample Dup	104	101
MB 680-574060/11	Method Blank	95	99

Surrogate Legend

BFB = 4-Bromofluorobenzene

DCZ = 1,2-Dichlorobenzene-d4 (Surr)

QC Association Summary

Client: CH2M Hill, Inc.
Project/Site: Lewis Drive_Private Well Sampling

Job ID: 400-171302-1

GC/MS VOA

Analysis Batch: 574060

Lab Sample ID	Client Sample ID	Prep Type	Matrix	Method	Prep Batch
400-171302-1	AW-528-060619	Total/NA	Water	524.2	
400-171302-2	AW-33920317-060619	Total/NA	Water	524.2	
400-171302-3	FB04-060619	Total/NA	Water	524.2	
MB 680-574060/11	Method Blank	Total/NA	Water	524.2	
LCS 680-574060/5	Lab Control Sample	Total/NA	Water	524.2	
LCSD 680-574060/6	Lab Control Sample Dup	Total/NA	Water	524.2	

QC Sample Results

Client: CH2M Hill, Inc.
Project/Site: Lewis Drive_Private Well Sampling

Job ID: 400-171302-1

Method: 524.2 - Volatile Organic Compounds (GC/MS)

Lab Sample ID: MB 680-574060/11
Matrix: Water
Analysis Batch: 574060

Client Sample ID: Method Blank
Prep Type: Total/NA

Analyte	MB	MB	RL	MDL	Unit	D	Prepared	Analyzed	Dil Fac
	Result	Qualifier							
Benzene	<0.082		0.50	0.082	ug/L			06/14/19 02:16	1
1,2-DCA	<0.086		0.50	0.086	ug/L			06/14/19 02:16	1
Ethylbenzene	<0.099		0.50	0.099	ug/L			06/14/19 02:16	1
Methyl tert-butyl ether	<0.093		0.50	0.093	ug/L			06/14/19 02:16	1
m-Xylene & p-Xylene	<0.15		0.50	0.15	ug/L			06/14/19 02:16	1
o-Xylene	<0.086		0.50	0.086	ug/L			06/14/19 02:16	1
Toluene	<0.086		0.50	0.086	ug/L			06/14/19 02:16	1
Xylenes, Total	<0.086		0.50	0.086	ug/L			06/14/19 02:16	1
Naphthalene	<0.43		1.0	0.43	ug/L			06/14/19 02:16	1

Surrogate	MB	MB	Limits	Prepared	Analyzed	Dil Fac
	%Recovery	Qualifier				
4-Bromofluorobenzene	95		70 - 130		06/14/19 02:16	1
1,2-Dichlorobenzene-d4 (Surr)	99		70 - 130		06/14/19 02:16	1

Lab Sample ID: LCS 680-574060/5
Matrix: Water
Analysis Batch: 574060

Client Sample ID: Lab Control Sample
Prep Type: Total/NA

Analyte	Spike Added	LCS	LCS	Unit	D	%Rec	%Rec. Limits
		Result	Qualifier				
Benzene	20.0	19.3		ug/L		96	70 - 130
1,2-DCA	20.0	21.2		ug/L		106	70 - 130
Ethylbenzene	20.0	20.3		ug/L		102	70 - 130
Methyl tert-butyl ether	20.0	20.0		ug/L		100	70 - 130
m-Xylene & p-Xylene	20.0	20.3		ug/L		102	70 - 130
o-Xylene	20.0	20.2		ug/L		101	70 - 130
Toluene	20.0	19.6		ug/L		98	70 - 130
Xylenes, Total	40.0	40.5		ug/L		101	70 - 130
Naphthalene	20.0	19.5		ug/L		97	70 - 130

Surrogate	LCS	LCS	Limits
	%Recovery	Qualifier	
4-Bromofluorobenzene	104		70 - 130
1,2-Dichlorobenzene-d4 (Surr)	98		70 - 130

Lab Sample ID: LCSD 680-574060/6
Matrix: Water
Analysis Batch: 574060

Client Sample ID: Lab Control Sample Dup
Prep Type: Total/NA

Analyte	Spike Added	LCSD	LCSD	Unit	D	%Rec	%Rec. Limits	RPD	RPD Limit
		Result	Qualifier						
Benzene	20.0	19.4		ug/L		97	70 - 130	1	20
1,2-DCA	20.0	21.2		ug/L		106	70 - 130	0	20
Ethylbenzene	20.0	21.0		ug/L		105	70 - 130	3	20
Methyl tert-butyl ether	20.0	20.4		ug/L		102	70 - 130	2	20
m-Xylene & p-Xylene	20.0	20.6		ug/L		103	70 - 130	1	20
o-Xylene	20.0	20.9		ug/L		104	70 - 130	3	20
Toluene	20.0	19.8		ug/L		99	70 - 130	1	20
Xylenes, Total	40.0	41.4		ug/L		104	70 - 130	2	20
Naphthalene	20.0	19.9		ug/L		100	70 - 130	2	20

QC Sample Results

Client: CH2M Hill, Inc.
Project/Site: Lewis Drive_Private Well Sampling

Job ID: 400-171302-1

Method: 524.2 - Volatile Organic Compounds (GC/MS) (Continued)

Lab Sample ID: LCSD 680-574060/6

Matrix: Water

Analysis Batch: 574060

Client Sample ID: Lab Control Sample Dup

Prep Type: Total/NA

Surrogate	LCSD		Limits
	%Recovery	Qualifier	
4-Bromofluorobenzene	104		70 - 130
1,2-Dichlorobenzene-d4 (Surr)	101		70 - 130

- 1
- 2
- 3
- 4
- 5
- 6
- 7
- 8
- 9
- 10
- 11
- 12
- 13
- 14
- 15

Lab Chronicle

Client: CH2M Hill, Inc.
Project/Site: Lewis Drive_Private Well Sampling

Job ID: 400-171302-1

Client Sample ID: AW-528-060619

Lab Sample ID: 400-171302-1

Date Collected: 06/06/19 10:05

Matrix: Water

Date Received: 06/07/19 09:44

Prep Type	Batch Type	Batch Method	Run	Dil Factor	Initial Amount	Final Amount	Batch Number	Prepared or Analyzed	Analyst	Lab
Total/NA	Analysis	524.2		1	5 mL	5 mL	574060	06/14/19 02:40	UI	TAL SAV

Client Sample ID: AW-33920317-060619

Lab Sample ID: 400-171302-2

Date Collected: 06/06/19 10:30

Matrix: Water

Date Received: 06/07/19 09:44

Prep Type	Batch Type	Batch Method	Run	Dil Factor	Initial Amount	Final Amount	Batch Number	Prepared or Analyzed	Analyst	Lab
Total/NA	Analysis	524.2		1	5 mL	5 mL	574060	06/14/19 03:03	UI	TAL SAV

Client Sample ID: FB04-060619

Lab Sample ID: 400-171302-3

Date Collected: 06/06/19 09:10

Matrix: Water

Date Received: 06/07/19 09:44

Prep Type	Batch Type	Batch Method	Run	Dil Factor	Initial Amount	Final Amount	Batch Number	Prepared or Analyzed	Analyst	Lab
Total/NA	Analysis	524.2		1	5 mL	5 mL	574060	06/14/19 03:27	UI	TAL SAV

Client Sample ID: Method Blank

Lab Sample ID: MB 680-574060/11

Date Collected: N/A

Matrix: Water

Date Received: N/A

Prep Type	Batch Type	Batch Method	Run	Dil Factor	Initial Amount	Final Amount	Batch Number	Prepared or Analyzed	Analyst	Lab
Total/NA	Analysis	524.2		1	5 mL	5 mL	574060	06/14/19 02:16	UI	TAL SAV

Client Sample ID: Lab Control Sample

Lab Sample ID: LCS 680-574060/5

Date Collected: N/A

Matrix: Water

Date Received: N/A

Prep Type	Batch Type	Batch Method	Run	Dil Factor	Initial Amount	Final Amount	Batch Number	Prepared or Analyzed	Analyst	Lab
Total/NA	Analysis	524.2		1	5 mL	5 mL	574060	06/13/19 23:55	UI	TAL SAV

Client Sample ID: Lab Control Sample Dup

Lab Sample ID: LCSD 680-574060/6

Date Collected: N/A

Matrix: Water

Date Received: N/A

Prep Type	Batch Type	Batch Method	Run	Dil Factor	Initial Amount	Final Amount	Batch Number	Prepared or Analyzed	Analyst	Lab
Total/NA	Analysis	524.2		1	5 mL	5 mL	574060	06/14/19 00:19	UI	TAL SAV

Laboratory References:

TAL SAV = Eurofins TestAmerica, Savannah, 5102 LaRoche Avenue, Savannah, GA 31404, TEL (912)354-7858

Method Summary

Client: CH2M Hill, Inc.
Project/Site: Lewis Drive_Private Well Sampling

Job ID: 400-171302-1

Method	Method Description	Protocol	Laboratory
524.2	Volatile Organic Compounds (GC/MS)	EPA-DW	TAL SAV

Protocol References:

EPA-DW = "Methods For The Determination Of Organic Compounds In Drinking Water", EPA/600/4-88/039, December 1988 And Its Supplements.

Laboratory References:

TAL SAV = Eurofins TestAmerica, Savannah, 5102 LaRoche Avenue, Savannah, GA 31404, TEL (912)354-7858



Accreditation/Certification Summary

Client: CH2M Hill, Inc.
 Project/Site: Lewis Drive_Private Well Sampling

Job ID: 400-171302-1

Laboratory: Eurofins TestAmerica, Pensacola

The accreditations/certifications listed below are applicable to this report.

Authority	Program	EPA Region	Identification Number	Expiration Date
North Carolina (WW/SW)	State Program	4	314	12-31-19

Laboratory: Eurofins TestAmerica, Savannah

All accreditations/certifications held by this laboratory are listed. Not all accreditations/certifications are applicable to this report.

Authority	Program	EPA Region	Identification Number	Expiration Date
	AFCEE		SAVLAB	
Alabama	State Program	4	41450	06-30-19 *
Alaska	State Program	10		06-30-19 *
Alaska (UST)	State Program	10	UST-104	09-22-19
ANAB	DoD		L2463	09-22-19
ANAB	ISO/IEC 17025		L2463.01	09-22-19
Arizona	State Program	9	AZ0808	12-14-19
Arkansas DEQ	State Program	6	88-0692	02-01-20
California	State Program	9	2939	06-30-19 *
Colorado	State Program	8	N/A	12-31-19
Connecticut	State Program	1	PH-0161	03-31-21
Florida	NELAP	4	E87052	06-30-19 *
Georgia	State Program	4	N/A	06-30-19 *
Georgia	State Program	4	803	06-30-19 *
Guam	State Program	9	15-005r	04-17-20
Hawaii	State Program	9	N/A	06-30-19 *
Illinois	NELAP	5	200022	11-30-19
Indiana	State Program	5	N/A	06-30-19 *
Iowa	State Program	7	353	06-30-19 *
Kentucky (DW)	State Program	4	90084	12-31-19
Kentucky (UST)	State Program	4	18	06-30-19 *
Kentucky (WW)	State Program	4	90084	12-31-19
Louisiana	NELAP	6	30690	06-30-19 *
Louisiana (DW)	NELAP	6	LA160019	12-31-19
Maine	State Program	1	GA00006	09-25-20
Maryland	State Program	3	250	12-31-19
Massachusetts	State Program	1	M-GA006	06-30-20
Michigan	State Program	5	9925	06-30-19
Mississippi	State Program	4	N/A	06-30-19 *
Nebraska	State Program	7	TestAmerica-Savannah	06-30-19 *
New Jersey	NELAP	2	GA769	06-30-19 *
New Mexico	State Program	6	N/A	06-30-19 *
New York	NELAP	2	10842	04-01-20
North Carolina (DW)	State Program	4	13701	07-31-19
North Carolina (WW/SW)	State Program	4	269	12-31-19
Oklahoma	State Program	6	9984	08-31-19
Pennsylvania	NELAP	3	68-00474	06-30-19 *
Puerto Rico	State Program	2	GA00006	01-01-20
South Carolina	State Program	4	98001	06-30-19 *
Tennessee	State Program	4	TN02961	06-30-19 *
Texas	NELAP	6	T104704185-19-13	11-30-19
Texas (DW)	State Program	1	T104704185	06-30-19 *
US Fish & Wildlife	Federal		LE058448-0	07-31-19
Virginia	NELAP	3	460161	06-14-20

* Accreditation/Certification renewal pending - accreditation/certification considered valid.

Eurofins TestAmerica, Pensacola

Accreditation/Certification Summary

Client: CH2M Hill, Inc.
Project/Site: Lewis Drive_Private Well Sampling

Job ID: 400-171302-1

Laboratory: Eurofins TestAmerica, Savannah (Continued)

All accreditations/certifications held by this laboratory are listed. Not all accreditations/certifications are applicable to this report.

Authority	Program	EPA Region	Identification Number	Expiration Date
Washington	State Program	10	C805	06-10-20
West Virginia (DW)	State Program	3	9950C	12-31-19
West Virginia DEP	State Program	3	094	06-30-19 *
Wisconsin	State Program	5	999819810	08-31-19 *
Wyoming	State Program	8	8TMS-L	06-30-16 *

* Accreditation/Certification renewal pending - accreditation/certification considered valid.

Eurofins TestAmerica, Pensacola

Eurofins TestAmerica, Pensacola

3355 McLemore Drive
 Pensacola, FL 32514
 Phone: 850-474-1001 Fax: 850-478-2671

Chain of Custody Record



Environment Testing
 TestAmerica

Client Information (Sub Contract Lab)		Sampler:		Lab PM: Webb, Carol M		Carrier Tracking No(s):		COC No: 400-212622.1		
Client Contact: Shipping/Receiving		Phone:		E-Mail: carol.webb@testamericainc.com		State of Origin: North Carolina		Page: Page 1 of 1		
Company: TestAmerica Laboratories, Inc.				Accreditations Required (See note): State Program - North Carolina (WW/SW)				Job #: 400-171302-1		
Address: 5102 LaRoche Avenue, City: Savannah State, Zip: GA, 31404 Phone: 912-354-7858(Tel) 912-352-0165(Fax) Email:		Due Date Requested: 6/17/2019 TAT Requested (days):		Analysis Requested				Preservation Codes: A - HCL M - Hexane B - NaOH N - None C - Zn Acetate O - AsNaO2 D - Nitric Acid P - Na2O4S E - NaHSO4 Q - Na2SO3 F - MeOH R - Na2S2O3 G - Amchlor S - H2SO4 H - Ascorbic Acid T - TSP Dodecahydrate I - Ice U - Acetone J - DI Water V - MCAA K - EDTA W - pH 4-5 L - EDA Z - other (specify)		
Project Name: Lewis Drive Private Well Sampling Site:		Project #: 40009725 SSOW#:								
Sample Identification - Client ID (Lab ID)		Sample Date	Sample Time	Sample Type (C=comp, G=grab)	Matrix <small>(W=water, S=solid, O=waste/oil, BT=Tissue, A=Air)</small>	Field Filtered Sample (Yes or No)	Perform MS/MSD (Yes or No)	524.2 - Preserved/BTEX + MTBE + Naphthalene+1,2-DCA	Total Number of containers	Special Instructions/Note:
AW-528-060619 (400-171302-1)		6/6/19	10:05 Eastern		Water		X		3	
AW-33920317-060619 (400-171302-2)		6/6/19	10:30 Eastern		Water		X		3	
FB04-060619 (400-171302-3)		6/6/19	09:10 Eastern		Water		X		3	
<p>Note: Since laboratory accreditations are subject to change, TestAmerica Laboratories, Inc. places the ownership of method, analyte & accreditation compliance upon out subcontract laboratories. This sample shipment is forwarded under chain-of-custody. If the laboratory does not currently maintain accreditation in the State of Origin listed above for analysis/tests/matrix being analyzed, the samples must be shipped back to the TestAmerica laboratory or other instructions will be provided. Any changes to accreditation status should be brought to TestAmerica Laboratories, Inc. attention immediately. If all requested accreditations are current to date, return the signed Chain of Custody attesting to said compliance to TestAmerica Laboratories, Inc.</p>										
Possible Hazard Identification					Sample Disposal (A fee may be assessed if samples are retained longer than 1 month)					
Unconfirmed					<input type="checkbox"/> Return To Client <input type="checkbox"/> Disposal By Lab <input type="checkbox"/> Archive For _____ Months					
Deliverable Requested: I, II, III, IV, Other (specify)			Primary Deliverable Rank: 2		Special Instructions/QC Requirements:					
Empty Kit Relinquished by:			Date:		Time:		Method of Shipment:			
Relinquished by: <i>Kathy R. Owen</i>		Date/Time: 6-10-19 1530		Company: TAPEN		Received by: <i>[Signature]</i>		Date/Time: 6-11-19 1206		Company: TASOV
Relinquished by:		Date/Time:		Company:		Received by:		Date/Time:		Company:
Relinquished by:		Date/Time:		Company:		Received by:		Date/Time:		Company:
Custody Seals Intact: Δ Yes Δ No		Custody Seal No.:			Cooler Temperature(s) °C and Other Remarks: <i>21/21</i>					



Login Sample Receipt Checklist

Client: CH2M Hill, Inc.

Job Number: 400-171302-1

Login Number: 171302

List Source: Eurofins TestAmerica, Pensacola

List Number: 1

Creator: Perez, Trina M

Question	Answer	Comment
Radioactivity wasn't checked or is </= background as measured by a survey meter.	N/A	
The cooler's custody seal, if present, is intact.	True	
Sample custody seals, if present, are intact.	N/A	
The cooler or samples do not appear to have been compromised or tampered with.	True	
Samples were received on ice.	True	
Cooler Temperature is acceptable.	True	
Cooler Temperature is recorded.	True	4.5°C IR-8
COC is present.	True	
COC is filled out in ink and legible.	True	
COC is filled out with all pertinent information.	True	
Is the Field Sampler's name present on COC?	True	
There are no discrepancies between the containers received and the COC.	True	
Samples are received within Holding Time (excluding tests with immediate HTs)	True	
Sample containers have legible labels.	True	
Containers are not broken or leaking.	True	
Sample collection date/times are provided.	True	
Appropriate sample containers are used.	True	
Sample bottles are completely filled.	True	
Sample Preservation Verified.	True	
There is sufficient vol. for all requested analyses, incl. any requested MS/MSDs	True	
Containers requiring zero headspace have no headspace or bubble is <6mm (1/4").	True	
Multiphasic samples are not present.	True	
Samples do not require splitting or compositing.	True	
Residual Chlorine Checked.	N/A	



Login Sample Receipt Checklist

Client: CH2M Hill, Inc.

Job Number: 400-171302-1

Login Number: 171302
List Number: 2
Creator: Nobles, Terry G

List Source: Eurofins TestAmerica, Savannah
List Creation: 06/11/19 02:42 PM

Question	Answer	Comment
Radioactivity wasn't checked or is </= background as measured by a survey meter.	N/A	
The cooler's custody seal, if present, is intact.	True	
Sample custody seals, if present, are intact.	True	
The cooler or samples do not appear to have been compromised or tampered with.	True	
Samples were received on ice.	True	
Cooler Temperature is acceptable.	True	
Cooler Temperature is recorded.	True	
COC is present.	True	
COC is filled out in ink and legible.	True	
COC is filled out with all pertinent information.	True	
Is the Field Sampler's name present on COC?	N/A	
There are no discrepancies between the containers received and the COC.	True	
Samples are received within Holding Time (excluding tests with immediate HTs)	True	
Sample containers have legible labels.	True	
Containers are not broken or leaking.	True	
Sample collection date/times are provided.	True	
Appropriate sample containers are used.	True	
Sample bottles are completely filled.	True	
Sample Preservation Verified.	N/A	
There is sufficient vol. for all requested analyses, incl. any requested MS/MSDs	True	
Containers requiring zero headspace have no headspace or bubble is <6mm (1/4").	True	
Multiphasic samples are not present.	True	
Samples do not require splitting or compositing.	True	
Residual Chlorine Checked.	N/A	



April 18, 2019

Kinder Morgan- Atlanta, GA

Sample Delivery Group: L1087786
Samples Received: 04/10/2019
Project Number: D3161400.B.PN.GEN.LD
Description: Lewis Drive Surface Water

Report To: Bethany Garvey
6600 Peachtree Dunwoody Road
400 Embassy Row - Suite 600
Atlanta, GA 30328

Entire Report Reviewed By:



Chris McCord
Project Manager

Results relate only to the items tested or calibrated and are reported as rounded values. This test report shall not be reproduced, except in full, without written approval of the laboratory. Where applicable, sampling conducted by Pace National is performed per guidance provided in laboratory standard operating procedures: 060302, 060303, and 060304.



Cp: Cover Page	1	¹Cp
Tc: Table of Contents	2	²Tc
Ss: Sample Summary	3	³Ss
Cn: Case Narrative	4	⁴Cn
Sr: Sample Results	5	⁵Sr
SW02-040919 L1087786-01	5	⁵Sr
Qc: Quality Control Summary	6	⁶Qc
Volatile Organic Compounds (GC/MS) by Method 8260B	6	⁶Qc
Gl: Glossary of Terms	7	⁷Gl
Al: Accreditations & Locations	8	⁸Al
Sc: Sample Chain of Custody	9	⁹Sc

SAMPLE SUMMARY



SW02-040919 L1087786-01 GW

Collected by: T. Hall
 Collected date/time: 04/09/19 12:20
 Received date/time: 04/10/19 08:45

Method	Batch	Dilution	Preparation date/time	Analysis date/time	Analyst	Location
Volatile Organic Compounds (GC/MS) by Method 8260B	WG1265509	1	04/13/19 13:39	04/13/19 13:39	JCP	Mt. Juliet, TN

¹ Cp

² Tc

³ Ss

⁴ Cn

⁵ Sr

⁶ Qc

⁷ Gl

⁸ Al

⁹ Sc



All sample aliquots were received at the correct temperature, in the proper containers, with the appropriate preservatives, and within method specified holding times, unless qualified or notated within the report. Where applicable, all MDL (LOD) and RDL (LOQ) values reported for environmental samples have been corrected for the dilution factor used in the analysis. All Method and Batch Quality Control are within established criteria except where addressed in this case narrative, a non-conformance form or properly qualified within the sample results. By my digital signature below, I affirm to the best of my knowledge, all problems/anomalies observed by the laboratory as having the potential to affect the quality of the data have been identified by the laboratory, and no information or data have been knowingly withheld that would affect the quality of the data.

Chris McCord
Project Manager

- ¹ Cp
- ² Tc
- ³ Ss
- ⁴ Cn
- ⁵ Sr
- ⁶ Qc
- ⁷ Gl
- ⁸ Al
- ⁹ Sc



Volatile Organic Compounds (GC/MS) by Method 8260B

Analyte	Result	Qualifier	RDL	Dilution	Analysis date / time	Batch
Benzene	2.80		1.00	1	04/13/2019 13:39	WG1265509
Toluene	ND		1.00	1	04/13/2019 13:39	WG1265509
Ethylbenzene	ND		1.00	1	04/13/2019 13:39	WG1265509
o-Xylene	ND		1.00	1	04/13/2019 13:39	WG1265509
m&p-Xylene	ND		2.00	1	04/13/2019 13:39	WG1265509
Total Xylenes	ND		3.00	1	04/13/2019 13:39	WG1265509
Methyl tert-butyl ether	ND		1.00	1	04/13/2019 13:39	WG1265509
Naphthalene	ND		5.00	1	04/13/2019 13:39	WG1265509
(S) Toluene-d8	103		80.0-120		04/13/2019 13:39	WG1265509
(S) 4-Bromofluorobenzene	107		77.0-126		04/13/2019 13:39	WG1265509
(S) 1,2-Dichloroethane-d4	89.8		70.0-130		04/13/2019 13:39	WG1265509

- 1 Cp
- 2 Tc
- 3 Ss
- 4 Cn
- 5 Sr
- 6 Qc
- 7 Gl
- 8 Al
- 9 Sc



Method Blank (MB)

(MB) R3402313-3 04/13/19 10:33

Analyte	MB Result	MB Qualifier	MB MDL	MB RDL
	ug/l		ug/l	ug/l
Benzene	U		0.331	1.00
Ethylbenzene	U		0.384	1.00
Methyl tert-butyl ether	U		0.367	1.00
Naphthalene	U		1.00	5.00
Toluene	U		0.412	1.00
o-Xylene	U		0.341	1.00
m&p-Xylenes	U		0.719	2.00
Xylenes, Total	U		1.06	3.00
(S) Toluene-d8	102			80.0-120
(S) 4-Bromofluorobenzene	105			77.0-126
(S) 1,2-Dichloroethane-d4	88.8			70.0-130

1 Cp

2 Tc

3 Ss

4 Cn

5 Sr

6 Qc

7 Gl

8 Al

9 Sc

Laboratory Control Sample (LCS) • Laboratory Control Sample Duplicate (LCSD)

(LCS) R3402313-1 04/13/19 09:33 • (LCSD) R3402313-2 04/13/19 09:53

Analyte	Spike Amount	LCS Result	LCSD Result	LCS Rec.	LCSD Rec.	Rec. Limits	LCS Qualifier	LCSD Qualifier	RPD	RPD Limits
	ug/l	ug/l	ug/l	%	%	%			%	%
Benzene	25.0	24.8	24.8	99.3	99.1	70.0-130			0.215	20
Ethylbenzene	25.0	22.9	22.7	91.7	90.8	70.0-130			0.983	20
Methyl tert-butyl ether	25.0	22.4	22.9	89.7	91.4	70.0-130			1.87	20
Naphthalene	25.0	25.5	25.1	102	101	70.0-130			1.59	20
o-Xylene	25.0	23.2	23.1	93.0	92.4	70.0-130			0.554	20
m&p-Xylenes	50.0	47.1	46.2	94.3	92.4	70.0-130			1.97	20
Toluene	25.0	24.4	24.0	97.7	96.0	70.0-130			1.72	20
Xylenes, Total	75.0	70.3	69.3	93.7	92.4	70.0-130			1.43	20
(S) Toluene-d8				102	102	80.0-120				
(S) 4-Bromofluorobenzene				104	105	77.0-126				
(S) 1,2-Dichloroethane-d4				87.8	90.1	70.0-130				



Guide to Reading and Understanding Your Laboratory Report

The information below is designed to better explain the various terms used in your report of analytical results from the Laboratory. This is not intended as a comprehensive explanation, and if you have additional questions please contact your project representative.

Abbreviations and Definitions

MDL	Method Detection Limit.
ND	Not detected at the Reporting Limit (or MDL where applicable).
RDL	Reported Detection Limit.
Rec.	Recovery.
RPD	Relative Percent Difference.
SDG	Sample Delivery Group.
(S)	Surrogate (Surrogate Standard) - Analytes added to every blank, sample, Laboratory Control Sample/Duplicate and Matrix Spike/Duplicate; used to evaluate analytical efficiency by measuring recovery. Surrogates are not expected to be detected in all environmental media.
U	Not detected at the Reporting Limit (or MDL where applicable).
Analyte	The name of the particular compound or analysis performed. Some Analyses and Methods will have multiple analytes reported.
Dilution	If the sample matrix contains an interfering material, the sample preparation volume or weight values differ from the standard, or if concentrations of analytes in the sample are higher than the highest limit of concentration that the laboratory can accurately report, the sample may be diluted for analysis. If a value different than 1 is used in this field, the result reported has already been corrected for this factor.
Limits	These are the target % recovery ranges or % difference value that the laboratory has historically determined as normal for the method and analyte being reported. Successful QC Sample analysis will target all analytes recovered or duplicated within these ranges.
Qualifier	This column provides a letter and/or number designation that corresponds to additional information concerning the result reported. If a Qualifier is present, a definition per Qualifier is provided within the Glossary and Definitions page and potentially a discussion of possible implications of the Qualifier in the Case Narrative if applicable.
Result	The actual analytical final result (corrected for any sample specific characteristics) reported for your sample. If there was no measurable result returned for a specific analyte, the result in this column may state "ND" (Not Detected) or "BDL" (Below Detectable Levels). The information in the results column should always be accompanied by either an MDL (Method Detection Limit) or RDL (Reporting Detection Limit) that defines the lowest value that the laboratory could detect or report for this analyte.
Uncertainty (Radiochemistry)	Confidence level of 2 sigma.
Case Narrative (Cn)	A brief discussion about the included sample results, including a discussion of any non-conformances to protocol observed either at sample receipt by the laboratory from the field or during the analytical process. If present, there will be a section in the Case Narrative to discuss the meaning of any data qualifiers used in the report.
Quality Control Summary (Qc)	This section of the report includes the results of the laboratory quality control analyses required by procedure or analytical methods to assist in evaluating the validity of the results reported for your samples. These analyses are not being performed on your samples typically, but on laboratory generated material.
Sample Chain of Custody (Sc)	This is the document created in the field when your samples were initially collected. This is used to verify the time and date of collection, the person collecting the samples, and the analyses that the laboratory is requested to perform. This chain of custody also documents all persons (excluding commercial shippers) that have had control or possession of the samples from the time of collection until delivery to the laboratory for analysis.
Sample Results (Sr)	This section of your report will provide the results of all testing performed on your samples. These results are provided by sample ID and are separated by the analyses performed on each sample. The header line of each analysis section for each sample will provide the name and method number for the analysis reported.
Sample Summary (Ss)	This section of the Analytical Report defines the specific analyses performed for each sample ID, including the dates and times of preparation and/or analysis.

Qualifier Description

The remainder of this page intentionally left blank, there are no qualifiers applied to this SDG.

1 Cp

2 Tc

3 Ss

4 Cn

5 Sr

6 Qc

7 Gl

8 Al

9 Sc



Pace National is the only environmental laboratory accredited/certified to support your work nationwide from one location. One phone call, one point of contact, one laboratory. No other lab is as accessible or prepared to handle your needs throughout the country. Our capacity and capability from our single location laboratory is comparable to the collective totals of the network laboratories in our industry. The most significant benefit to our one location design is the design of our laboratory campus. The model is conducive to accelerated productivity, decreasing turn-around time, and preventing cross contamination, thus protecting sample integrity. Our focus on premium quality and prompt service allows us to be YOUR LAB OF CHOICE.

* Not all certifications held by the laboratory are applicable to the results reported in the attached report.
 * Accreditation is only applicable to the test methods specified on each scope of accreditation held by Pace National.

State Accreditations

Alabama	40660	Nebraska	NE-OS-15-05
Alaska	17-026	Nevada	TN-03-2002-34
Arizona	AZ0612	New Hampshire	2975
Arkansas	88-0469	New Jersey-NELAP	TN002
California	2932	New Mexico ¹	n/a
Colorado	TN00003	New York	11742
Connecticut	PH-0197	North Carolina	Env375
Florida	E87487	North Carolina ¹	DW21704
Georgia	NELAP	North Carolina ³	41
Georgia ¹	923	North Dakota	R-140
Idaho	TN00003	Ohio-VAP	CL0069
Illinois	200008	Oklahoma	9915
Indiana	C-TN-01	Oregon	TN200002
Iowa	364	Pennsylvania	68-02979
Kansas	E-10277	Rhode Island	LA000356
Kentucky ^{1,6}	90010	South Carolina	84004
Kentucky ²	16	South Dakota	n/a
Louisiana	AI30792	Tennessee ^{1,4}	2006
Louisiana ¹	LA180010	Texas	T104704245-18-15
Maine	TN0002	Texas ⁵	LAB0152
Maryland	324	Utah	TN00003
Massachusetts	M-TN003	Vermont	VT2006
Michigan	9958	Virginia	460132
Minnesota	047-999-395	Washington	C847
Mississippi	TN00003	West Virginia	233
Missouri	340	Wisconsin	9980939910
Montana	CERT0086	Wyoming	A2LA

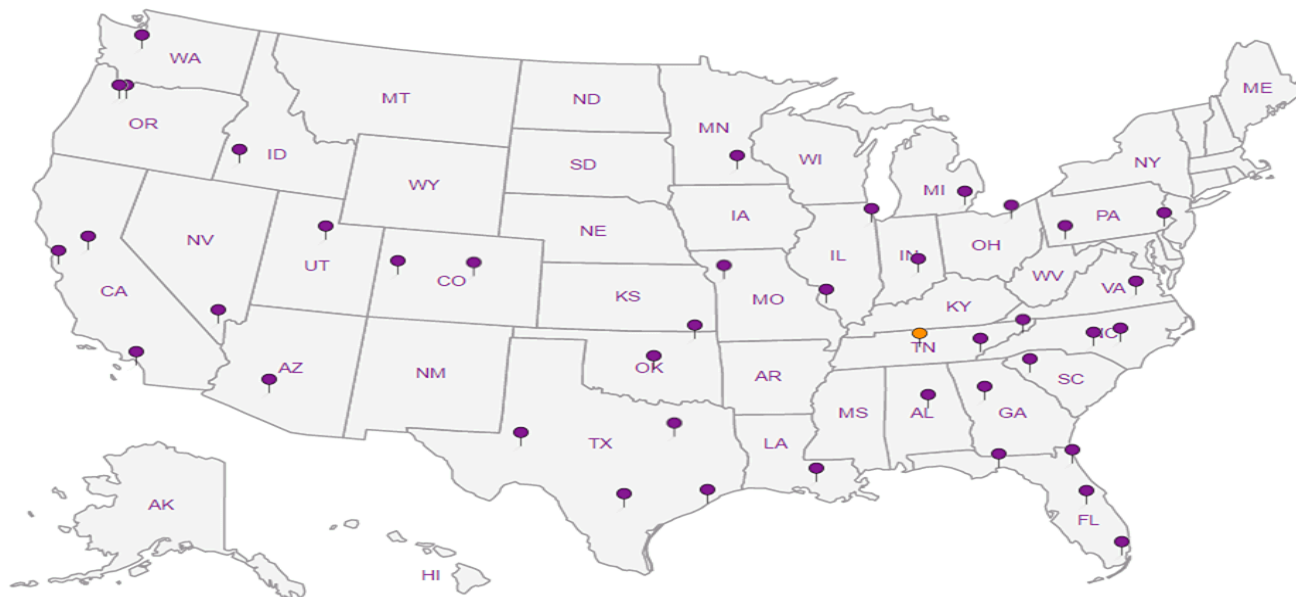
Third Party Federal Accreditations

A2LA – ISO 17025	1461.01	AIHA-LAP,LLC EMLAP	100789
A2LA – ISO 17025 ⁵	1461.02	DOD	1461.01
Canada	1461.01	USDA	P330-15-00234
EPA-Crypto	TN00003		

¹ Drinking Water ² Underground Storage Tanks ³ Aquatic Toxicity ⁴ Chemical/Microbiological ⁵ Mold ⁶ Wastewater n/a Accreditation not applicable

Our Locations

Pace National has sixty-four client support centers that provide sample pickup and/or the delivery of sampling supplies. If you would like assistance from one of our support offices, please contact our main office. Pace National performs all testing at our central laboratory.



1 Cp

2 Tc

3 Ss

4 Cn

5 Sr

6 Qc

7 Gl

8 Al

9 Sc

May 29, 2019

1 Cp

2 Tc

3 Ss

4 Cn

5 Sr

6 Qc

7 Gl

8 Al

9 Sc

Kinder Morgan- Atlanta, GA

Sample Delivery Group: L1099515
Samples Received: 05/16/2019
Project Number: D3161400
Description: Lewis Drive Site Surface water event


Report To: Bethany Garvey
6600 Peachtree Dunwoody Road
400 Embassy Row - Suite 600
Atlanta, GA 30328

Entire Report Reviewed By:



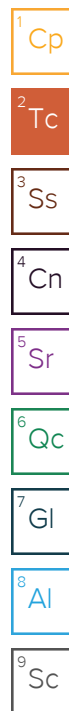
Chris McCord
Project Manager

Results relate only to the items tested or calibrated and are reported as rounded values. This test report shall not be reproduced, except in full, without written approval of the laboratory. Where applicable, sampling conducted by Pace National is performed per guidance provided in laboratory standard operating procedures: 060302, 060303, and 060304.





Cp: Cover Page	1
Tc: Table of Contents	2
Ss: Sample Summary	3
Cn: Case Narrative	5
Sr: Sample Results	6
SW-11-051519 L1099515-01	6
SW-10-051519 L1099515-02	7
SW-09-051519 L1099515-03	8
SW-08-051519 L1099515-04	9
SW-13-051519 L1099515-05	10
SW-04-051519 L1099515-06	11
SW-02-051519 L1099515-07	12
SW-07-051519 L1099515-08	13
SW-12-051519 L1099515-09	14
SW-03-051519 L1099515-10	15
SW-14-051519 L1099515-11	16
SW-05-051519 L1099515-12	17
SW-01-051519 L1099515-13	18
Qc: Quality Control Summary	19
Volatile Organic Compounds (GC/MS) by Method 8260B	19
Gl: Glossary of Terms	21
Al: Accreditations & Locations	22
Sc: Sample Chain of Custody	23



SAMPLE SUMMARY



SW-11-051519 L1099515-01 GW

Method	Batch	Dilution	Preparation date/time	Analysis date/time	Analyst	Location
Volatile Organic Compounds (GC/MS) by Method 8260B	WG1283099	1	05/18/19 09:32	05/18/19 09:32	JHH	Mt. Juliet, TN

Collected by T. Hall
 Collected date/time 05/15/19 09:30
 Received date/time 05/16/19 08:45

1 Cp

2 Tc

SW-10-051519 L1099515-02 GW

Method	Batch	Dilution	Preparation date/time	Analysis date/time	Analyst	Location
Volatile Organic Compounds (GC/MS) by Method 8260B	WG1283099	1	05/18/19 09:53	05/18/19 09:53	JHH	Mt. Juliet, TN

Collected by T. Hall
 Collected date/time 05/15/19 09:40
 Received date/time 05/16/19 08:45

3 Ss

4 Cn

5 Sr

SW-09-051519 L1099515-03 GW

Method	Batch	Dilution	Preparation date/time	Analysis date/time	Analyst	Location
Volatile Organic Compounds (GC/MS) by Method 8260B	WG1283099	1	05/18/19 10:13	05/18/19 10:13	JHH	Mt. Juliet, TN

Collected by T. Hall
 Collected date/time 05/15/19 09:45
 Received date/time 05/16/19 08:45

6 Qc

7 Gl

8 Al

SW-08-051519 L1099515-04 GW

Method	Batch	Dilution	Preparation date/time	Analysis date/time	Analyst	Location
Volatile Organic Compounds (GC/MS) by Method 8260B	WG1283099	1	05/18/19 10:33	05/18/19 10:33	JHH	Mt. Juliet, TN

Collected by T. Hall
 Collected date/time 05/15/19 09:50
 Received date/time 05/16/19 08:45

9 Sc

SW-13-051519 L1099515-05 GW

Method	Batch	Dilution	Preparation date/time	Analysis date/time	Analyst	Location
Volatile Organic Compounds (GC/MS) by Method 8260B	WG1283099	1	05/18/19 10:53	05/18/19 10:53	JHH	Mt. Juliet, TN

Collected by T. Hall
 Collected date/time 05/15/19 09:55
 Received date/time 05/16/19 08:45

SW-04-051519 L1099515-06 GW

Method	Batch	Dilution	Preparation date/time	Analysis date/time	Analyst	Location
Volatile Organic Compounds (GC/MS) by Method 8260B	WG1283099	1	05/18/19 11:13	05/18/19 11:13	JHH	Mt. Juliet, TN

Collected by T. Hall
 Collected date/time 05/15/19 10:00
 Received date/time 05/16/19 08:45

SW-02-051519 L1099515-07 GW

Method	Batch	Dilution	Preparation date/time	Analysis date/time	Analyst	Location
Volatile Organic Compounds (GC/MS) by Method 8260B	WG1283099	1	05/18/19 11:33	05/18/19 11:33	JHH	Mt. Juliet, TN

Collected by T. Hall
 Collected date/time 05/15/19 10:05
 Received date/time 05/16/19 08:45

SW-07-051519 L1099515-08 GW

Method	Batch	Dilution	Preparation date/time	Analysis date/time	Analyst	Location
Volatile Organic Compounds (GC/MS) by Method 8260B	WG1283099	1	05/18/19 11:54	05/18/19 11:54	JHH	Mt. Juliet, TN

Collected by T. Hall
 Collected date/time 05/15/19 10:15
 Received date/time 05/16/19 08:45

SAMPLE SUMMARY



SW-12-051519 L1099515-09 GW

Collected by T. Hall
 Collected date/time 05/15/19 10:25
 Received date/time 05/16/19 08:45

Method	Batch	Dilution	Preparation date/time	Analysis date/time	Analyst	Location
Volatile Organic Compounds (GC/MS) by Method 8260B	WG1283099	1	05/18/19 12:14	05/18/19 12:14	JHH	Mt. Juliet, TN

1 Cp

2 Tc

3 Ss

4 Cn

5 Sr

6 Qc

7 Gl

8 Al

9 Sc

SW-03-051519 L1099515-10 GW

Collected by T. Hall
 Collected date/time 05/15/19 10:30
 Received date/time 05/16/19 08:45

Method	Batch	Dilution	Preparation date/time	Analysis date/time	Analyst	Location
Volatile Organic Compounds (GC/MS) by Method 8260B	WG1283099	1	05/18/19 12:34	05/18/19 12:34	JHH	Mt. Juliet, TN

SW-14-051519 L1099515-11 GW

Collected by T. Hall
 Collected date/time 05/15/19 14:00
 Received date/time 05/16/19 08:45

Method	Batch	Dilution	Preparation date/time	Analysis date/time	Analyst	Location
Volatile Organic Compounds (GC/MS) by Method 8260B	WG1283099	1	05/18/19 12:54	05/18/19 12:54	JHH	Mt. Juliet, TN

SW-05-051519 L1099515-12 GW

Collected by T. Hall
 Collected date/time 05/15/19 14:30
 Received date/time 05/16/19 08:45

Method	Batch	Dilution	Preparation date/time	Analysis date/time	Analyst	Location
Volatile Organic Compounds (GC/MS) by Method 8260B	WG1283099	1	05/18/19 13:14	05/18/19 13:14	JHH	Mt. Juliet, TN

SW-01-051519 L1099515-13 GW

Collected by T. Hall
 Collected date/time 05/15/19 10:10
 Received date/time 05/16/19 08:45

Method	Batch	Dilution	Preparation date/time	Analysis date/time	Analyst	Location
Volatile Organic Compounds (GC/MS) by Method 8260B	WG1283313	1	05/18/19 15:38	05/18/19 15:38	JHH	Mt. Juliet, TN



All sample aliquots were received at the correct temperature, in the proper containers, with the appropriate preservatives, and within method specified holding times, unless qualified or notated within the report. Where applicable, all MDL (LOD) and RDL (LOQ) values reported for environmental samples have been corrected for the dilution factor used in the analysis. All Method and Batch Quality Control are within established criteria except where addressed in this case narrative, a non-conformance form or properly qualified within the sample results. By my digital signature below, I affirm to the best of my knowledge, all problems/anomalies observed by the laboratory as having the potential to affect the quality of the data have been identified by the laboratory, and no information or data have been knowingly withheld that would affect the quality of the data.

Chris McCord
Project Manager

Project Narrative

a,a,a-Trifluorotoluene was not present in the Surrogate standard received from our vendor and will report as 0% recovery in the samples where the surrogate mix was used.

- 1 Cp
- 2 Tc
- 3 Ss
- 4 Cn
- 5 Sr
- 6 Qc
- 7 Gl
- 8 Al
- 9 Sc



Volatile Organic Compounds (GC/MS) by Method 8260B

Analyte	Result	Qualifier	RDL	Dilution	Analysis date / time	Batch
Benzene	ND		1.00	1	05/18/2019 09:32	WG1283099
Toluene	ND		1.00	1	05/18/2019 09:32	WG1283099
Ethylbenzene	ND		1.00	1	05/18/2019 09:32	WG1283099
o-Xylene	ND		1.00	1	05/18/2019 09:32	WG1283099
m&p-Xylene	ND		2.00	1	05/18/2019 09:32	WG1283099
Xylenes, Total	ND		3.00	1	05/18/2019 09:32	WG1283099
Methyl tert-butyl ether	ND		1.00	1	05/18/2019 09:32	WG1283099
Naphthalene	ND		5.00	1	05/18/2019 09:32	WG1283099
(S) Toluene-d8	102		80.0-120		05/18/2019 09:32	WG1283099
(S) a,a,a-Trifluorotoluene	0.000	<u>J2</u>	80.0-120		05/18/2019 09:32	WG1283099
(S) 4-Bromofluorobenzene	101		77.0-126		05/18/2019 09:32	WG1283099
(S) 1,2-Dichloroethane-d4	93.8		70.0-130		05/18/2019 09:32	WG1283099

- 1 Cp
- 2 Tc
- 3 Ss
- 4 Cn
- 5 Sr
- 6 Qc
- 7 Gl
- 8 Al
- 9 Sc



Volatile Organic Compounds (GC/MS) by Method 8260B

Analyte	Result	Qualifier	RDL	Dilution	Analysis date / time	Batch
Benzene	ND		1.00	1	05/18/2019 09:53	WG1283099
Toluene	ND		1.00	1	05/18/2019 09:53	WG1283099
Ethylbenzene	ND		1.00	1	05/18/2019 09:53	WG1283099
o-Xylene	ND		1.00	1	05/18/2019 09:53	WG1283099
m&p-Xylene	ND		2.00	1	05/18/2019 09:53	WG1283099
Xylenes, Total	ND		3.00	1	05/18/2019 09:53	WG1283099
Methyl tert-butyl ether	ND		1.00	1	05/18/2019 09:53	WG1283099
Naphthalene	ND		5.00	1	05/18/2019 09:53	WG1283099
(S) Toluene-d8	101		80.0-120		05/18/2019 09:53	WG1283099
(S) a,a,a-Trifluorotoluene	0.000	<u>J2</u>	80.0-120		05/18/2019 09:53	WG1283099
(S) 4-Bromofluorobenzene	102		77.0-126		05/18/2019 09:53	WG1283099
(S) 1,2-Dichloroethane-d4	93.7		70.0-130		05/18/2019 09:53	WG1283099

- 1 Cp
- 2 Tc
- 3 Ss
- 4 Cn
- 5 Sr
- 6 Qc
- 7 Gl
- 8 Al
- 9 Sc



Volatile Organic Compounds (GC/MS) by Method 8260B

Analyte	Result	Qualifier	RDL	Dilution	Analysis date / time	Batch
Benzene	ND		1.00	1	05/18/2019 10:13	WG1283099
Toluene	ND		1.00	1	05/18/2019 10:13	WG1283099
Ethylbenzene	ND		1.00	1	05/18/2019 10:13	WG1283099
o-Xylene	ND		1.00	1	05/18/2019 10:13	WG1283099
m&p-Xylene	ND		2.00	1	05/18/2019 10:13	WG1283099
Xylenes, Total	ND		3.00	1	05/18/2019 10:13	WG1283099
Methyl tert-butyl ether	ND		1.00	1	05/18/2019 10:13	WG1283099
Naphthalene	ND		5.00	1	05/18/2019 10:13	WG1283099
(S) Toluene-d8	101		80.0-120		05/18/2019 10:13	WG1283099
(S) a,a,a-Trifluorotoluene	0.000	<u>J2</u>	80.0-120		05/18/2019 10:13	WG1283099
(S) 4-Bromofluorobenzene	101		77.0-126		05/18/2019 10:13	WG1283099
(S) 1,2-Dichloroethane-d4	93.2		70.0-130		05/18/2019 10:13	WG1283099

1 Cp

2 Tc

3 Ss

4 Cn

5 Sr

6 Qc

7 Gl

8 Al

9 Sc



Volatile Organic Compounds (GC/MS) by Method 8260B

Analyte	Result	Qualifier	RDL	Dilution	Analysis date / time	Batch
Benzene	ND		1.00	1	05/18/2019 10:33	WG1283099
Toluene	ND		1.00	1	05/18/2019 10:33	WG1283099
Ethylbenzene	ND		1.00	1	05/18/2019 10:33	WG1283099
o-Xylene	ND		1.00	1	05/18/2019 10:33	WG1283099
m&p-Xylene	ND		2.00	1	05/18/2019 10:33	WG1283099
Xylenes, Total	ND		3.00	1	05/18/2019 10:33	WG1283099
Methyl tert-butyl ether	ND		1.00	1	05/18/2019 10:33	WG1283099
Naphthalene	ND		5.00	1	05/18/2019 10:33	WG1283099
(S) Toluene-d8	103		80.0-120		05/18/2019 10:33	WG1283099
(S) a,a,a-Trifluorotoluene	0.000	<u>J2</u>	80.0-120		05/18/2019 10:33	WG1283099
(S) 4-Bromofluorobenzene	105		77.0-126		05/18/2019 10:33	WG1283099
(S) 1,2-Dichloroethane-d4	95.1		70.0-130		05/18/2019 10:33	WG1283099

- 1 Cp
- 2 Tc
- 3 Ss
- 4 Cn
- 5 Sr
- 6 Qc
- 7 Gl
- 8 Al
- 9 Sc



Volatile Organic Compounds (GC/MS) by Method 8260B

Analyte	Result	Qualifier	RDL	Dilution	Analysis date / time	Batch
Benzene	ND		1.00	1	05/18/2019 10:53	WG1283099
Toluene	ND		1.00	1	05/18/2019 10:53	WG1283099
Ethylbenzene	ND		1.00	1	05/18/2019 10:53	WG1283099
o-Xylene	ND		1.00	1	05/18/2019 10:53	WG1283099
m&p-Xylene	ND		2.00	1	05/18/2019 10:53	WG1283099
Xylenes, Total	ND		3.00	1	05/18/2019 10:53	WG1283099
Methyl tert-butyl ether	1.30		1.00	1	05/18/2019 10:53	WG1283099
Naphthalene	ND		5.00	1	05/18/2019 10:53	WG1283099
(S) Toluene-d8	102		80.0-120		05/18/2019 10:53	WG1283099
(S) a,a,a-Trifluorotoluene	0.000	<u>J2</u>	80.0-120		05/18/2019 10:53	WG1283099
(S) 4-Bromofluorobenzene	102		77.0-126		05/18/2019 10:53	WG1283099
(S) 1,2-Dichloroethane-d4	94.1		70.0-130		05/18/2019 10:53	WG1283099

- 1 Cp
- 2 Tc
- 3 Ss
- 4 Cn
- 5 Sr
- 6 Qc
- 7 Gl
- 8 Al
- 9 Sc



Volatile Organic Compounds (GC/MS) by Method 8260B

Analyte	Result	Qualifier	RDL	Dilution	Analysis date / time	Batch
Benzene	ND		1.00	1	05/18/2019 11:13	WG1283099
Toluene	ND		1.00	1	05/18/2019 11:13	WG1283099
Ethylbenzene	ND		1.00	1	05/18/2019 11:13	WG1283099
o-Xylene	ND		1.00	1	05/18/2019 11:13	WG1283099
m&p-Xylene	ND		2.00	1	05/18/2019 11:13	WG1283099
Xylenes, Total	ND		3.00	1	05/18/2019 11:13	WG1283099
Methyl tert-butyl ether	1.27		1.00	1	05/18/2019 11:13	WG1283099
Naphthalene	ND		5.00	1	05/18/2019 11:13	WG1283099
(S) Toluene-d8	102		80.0-120		05/18/2019 11:13	WG1283099
(S) a,a,a-Trifluorotoluene	0.000	<u>J2</u>	80.0-120		05/18/2019 11:13	WG1283099
(S) 4-Bromofluorobenzene	102		77.0-126		05/18/2019 11:13	WG1283099
(S) 1,2-Dichloroethane-d4	93.5		70.0-130		05/18/2019 11:13	WG1283099

- 1 Cp
- 2 Tc
- 3 Ss
- 4 Cn
- 5 Sr
- 6 Qc
- 7 Gl
- 8 Al
- 9 Sc



Volatile Organic Compounds (GC/MS) by Method 8260B

Analyte	Result	Qualifier	RDL	Dilution	Analysis date / time	Batch
Benzene	3.47		1.00	1	05/18/2019 11:33	WG1283099
Toluene	ND		1.00	1	05/18/2019 11:33	WG1283099
Ethylbenzene	ND		1.00	1	05/18/2019 11:33	WG1283099
o-Xylene	ND		1.00	1	05/18/2019 11:33	WG1283099
m&p-Xylene	ND		2.00	1	05/18/2019 11:33	WG1283099
Xylenes, Total	ND		3.00	1	05/18/2019 11:33	WG1283099
Methyl tert-butyl ether	2.36		1.00	1	05/18/2019 11:33	WG1283099
Naphthalene	ND		5.00	1	05/18/2019 11:33	WG1283099
(S) Toluene-d8	103		80.0-120		05/18/2019 11:33	WG1283099
(S) a,a,a-Trifluorotoluene	0.000	<u>J2</u>	80.0-120		05/18/2019 11:33	WG1283099
(S) 4-Bromofluorobenzene	102		77.0-126		05/18/2019 11:33	WG1283099
(S) 1,2-Dichloroethane-d4	93.5		70.0-130		05/18/2019 11:33	WG1283099

- 1 Cp
- 2 Tc
- 3 Ss
- 4 Cn
- 5 Sr
- 6 Qc
- 7 Gl
- 8 Al
- 9 Sc



Volatile Organic Compounds (GC/MS) by Method 8260B

Analyte	Result	Qualifier	RDL	Dilution	Analysis date / time	Batch
Benzene	ND		1.00	1	05/18/2019 11:54	WG1283099
Toluene	ND		1.00	1	05/18/2019 11:54	WG1283099
Ethylbenzene	ND		1.00	1	05/18/2019 11:54	WG1283099
o-Xylene	ND		1.00	1	05/18/2019 11:54	WG1283099
m&p-Xylene	ND		2.00	1	05/18/2019 11:54	WG1283099
Xylenes, Total	ND		3.00	1	05/18/2019 11:54	WG1283099
Methyl tert-butyl ether	ND		1.00	1	05/18/2019 11:54	WG1283099
Naphthalene	ND		5.00	1	05/18/2019 11:54	WG1283099
(S) Toluene-d8	98.6		80.0-120		05/18/2019 11:54	WG1283099
(S) a,a,a-Trifluorotoluene	0.000	<u>J2</u>	80.0-120		05/18/2019 11:54	WG1283099
(S) 4-Bromofluorobenzene	100		77.0-126		05/18/2019 11:54	WG1283099
(S) 1,2-Dichloroethane-d4	94.6		70.0-130		05/18/2019 11:54	WG1283099

- 1 Cp
- 2 Tc
- 3 Ss
- 4 Cn
- 5 Sr
- 6 Qc
- 7 Gl
- 8 Al
- 9 Sc



Volatile Organic Compounds (GC/MS) by Method 8260B

Analyte	Result	Qualifier	RDL	Dilution	Analysis date / time	Batch
Benzene	ND		1.00	1	05/18/2019 12:14	WG1283099
Toluene	ND		1.00	1	05/18/2019 12:14	WG1283099
Ethylbenzene	ND		1.00	1	05/18/2019 12:14	WG1283099
o-Xylene	ND		1.00	1	05/18/2019 12:14	WG1283099
m&p-Xylene	ND		2.00	1	05/18/2019 12:14	WG1283099
Xylenes, Total	ND		3.00	1	05/18/2019 12:14	WG1283099
Methyl tert-butyl ether	ND		1.00	1	05/18/2019 12:14	WG1283099
Naphthalene	ND		5.00	1	05/18/2019 12:14	WG1283099
(S) Toluene-d8	103		80.0-120		05/18/2019 12:14	WG1283099
(S) a,a,a-Trifluorotoluene	0.000	<u>J2</u>	80.0-120		05/18/2019 12:14	WG1283099
(S) 4-Bromofluorobenzene	102		77.0-126		05/18/2019 12:14	WG1283099
(S) 1,2-Dichloroethane-d4	94.0		70.0-130		05/18/2019 12:14	WG1283099

- 1 Cp
- 2 Tc
- 3 Ss
- 4 Cn
- 5 Sr
- 6 Qc
- 7 Gl
- 8 Al
- 9 Sc



Volatile Organic Compounds (GC/MS) by Method 8260B

Analyte	Result	Qualifier	RDL	Dilution	Analysis date / time	Batch
Benzene	ND		1.00	1	05/18/2019 12:34	WG1283099
Toluene	ND		1.00	1	05/18/2019 12:34	WG1283099
Ethylbenzene	ND		1.00	1	05/18/2019 12:34	WG1283099
o-Xylene	ND		1.00	1	05/18/2019 12:34	WG1283099
m&p-Xylene	ND		2.00	1	05/18/2019 12:34	WG1283099
Xylenes, Total	ND		3.00	1	05/18/2019 12:34	WG1283099
Methyl tert-butyl ether	ND		1.00	1	05/18/2019 12:34	WG1283099
Naphthalene	ND		5.00	1	05/18/2019 12:34	WG1283099
(S) Toluene-d8	101		80.0-120		05/18/2019 12:34	WG1283099
(S) a,a,a-Trifluorotoluene	0.000	<u>J2</u>	80.0-120		05/18/2019 12:34	WG1283099
(S) 4-Bromofluorobenzene	102		77.0-126		05/18/2019 12:34	WG1283099
(S) 1,2-Dichloroethane-d4	95.6		70.0-130		05/18/2019 12:34	WG1283099

- 1 Cp
- 2 Tc
- 3 Ss
- 4 Cn
- 5 Sr
- 6 Qc
- 7 Gl
- 8 Al
- 9 Sc



Volatile Organic Compounds (GC/MS) by Method 8260B

Analyte	Result	Qualifier	RDL	Dilution	Analysis date / time	Batch
Benzene	ND		1.00	1	05/18/2019 12:54	WG1283099
Toluene	ND		1.00	1	05/18/2019 12:54	WG1283099
Ethylbenzene	ND		1.00	1	05/18/2019 12:54	WG1283099
o-Xylene	ND		1.00	1	05/18/2019 12:54	WG1283099
m&p-Xylene	ND		2.00	1	05/18/2019 12:54	WG1283099
Xylenes, Total	ND		3.00	1	05/18/2019 12:54	WG1283099
Methyl tert-butyl ether	1.50		1.00	1	05/18/2019 12:54	WG1283099
Naphthalene	ND		5.00	1	05/18/2019 12:54	WG1283099
(S) Toluene-d8	101		80.0-120		05/18/2019 12:54	WG1283099
(S) a,a,a-Trifluorotoluene	0.000	<u>J2</u>	80.0-120		05/18/2019 12:54	WG1283099
(S) 4-Bromofluorobenzene	99.8		77.0-126		05/18/2019 12:54	WG1283099
(S) 1,2-Dichloroethane-d4	95.8		70.0-130		05/18/2019 12:54	WG1283099

- 1 Cp
- 2 Tc
- 3 Ss
- 4 Cn
- 5 Sr
- 6 Qc
- 7 Gl
- 8 Al
- 9 Sc



Volatile Organic Compounds (GC/MS) by Method 8260B

Analyte	Result	Qualifier	RDL	Dilution	Analysis date / time	Batch
Benzene	ND		1.00	1	05/18/2019 13:14	WG1283099
Toluene	ND		1.00	1	05/18/2019 13:14	WG1283099
Ethylbenzene	ND		1.00	1	05/18/2019 13:14	WG1283099
o-Xylene	ND		1.00	1	05/18/2019 13:14	WG1283099
m&p-Xylene	ND		2.00	1	05/18/2019 13:14	WG1283099
Xylenes, Total	ND		3.00	1	05/18/2019 13:14	WG1283099
Methyl tert-butyl ether	ND		1.00	1	05/18/2019 13:14	WG1283099
Naphthalene	ND		5.00	1	05/18/2019 13:14	WG1283099
(S) Toluene-d8	101		80.0-120		05/18/2019 13:14	WG1283099
(S) a,a,a-Trifluorotoluene	0.000	<u>J2</u>	80.0-120		05/18/2019 13:14	WG1283099
(S) 4-Bromofluorobenzene	102		77.0-126		05/18/2019 13:14	WG1283099
(S) 1,2-Dichloroethane-d4	94.5		70.0-130		05/18/2019 13:14	WG1283099

1 Cp

2 Tc

3 Ss

4 Cn

5 Sr

6 Qc

7 Gl

8 Al

9 Sc



Volatile Organic Compounds (GC/MS) by Method 8260B

Analyte	Result	Qualifier	RDL	Dilution	Analysis date / time	Batch
Benzene	2.39		1.00	1	05/18/2019 15:38	WG1283313
Toluene	ND		1.00	1	05/18/2019 15:38	WG1283313
Ethylbenzene	ND		1.00	1	05/18/2019 15:38	WG1283313
o-Xylene	ND		1.00	1	05/18/2019 15:38	WG1283313
m&p-Xylene	ND		2.00	1	05/18/2019 15:38	WG1283313
Xylenes, Total	ND		3.00	1	05/18/2019 15:38	WG1283313
Methyl tert-butyl ether	1.56		1.00	1	05/18/2019 15:38	WG1283313
Naphthalene	ND		5.00	1	05/18/2019 15:38	WG1283313
(S) Toluene-d8	93.1		80.0-120		05/18/2019 15:38	WG1283313
(S) a,a,a-Trifluorotoluene	101		80.0-120		05/18/2019 15:38	WG1283313
(S) 4-Bromofluorobenzene	95.9		77.0-126		05/18/2019 15:38	WG1283313
(S) 1,2-Dichloroethane-d4	97.0		70.0-130		05/18/2019 15:38	WG1283313

- 1 Cp
- 2 Tc
- 3 Ss
- 4 Cn
- 5 Sr
- 6 Qc
- 7 Gl
- 8 Al
- 9 Sc



Method Blank (MB)

(MB) R3412883-2 05/18/19 06:31

Analyte	MB Result	MB Qualifier	MB MDL	MB RDL
	ug/l		ug/l	ug/l
Benzene	U		0.331	1.00
Ethylbenzene	U		0.384	1.00
Methyl tert-butyl ether	U		0.367	1.00
Naphthalene	U		1.00	5.00
Toluene	U		0.412	1.00
Xylenes, Total	U		1.06	3.00
o-Xylene	U		0.341	1.00
m&p-Xylenes	U		0.719	2.00
(S) Toluene-d8	102			80.0-120
(S) a,a,a-Trifluorotoluene	0.000	J2		80.0-120
(S) 4-Bromofluorobenzene	102			77.0-126
(S) 1,2-Dichloroethane-d4	90.2			70.0-130

Laboratory Control Sample (LCS)

(LCS) R3412883-1 05/18/19 05:51

Analyte	Spike Amount	LCS Result	LCS Rec.	Rec. Limits	LCS Qualifier
	ug/l	ug/l	%	%	
Benzene	25.0	24.1	96.5	70.0-130	
Ethylbenzene	25.0	24.6	98.5	70.0-130	
Methyl tert-butyl ether	25.0	22.8	91.2	70.0-130	
Naphthalene	25.0	26.5	106	70.0-130	
Toluene	25.0	23.6	94.3	70.0-130	
Xylenes, Total	75.0	73.8	98.4	70.0-130	
o-Xylene	25.0	24.7	98.7	70.0-130	
m&p-Xylenes	50.0	49.1	98.3	70.0-130	
(S) Toluene-d8			103	80.0-120	
(S) a,a,a-Trifluorotoluene			0.000	80.0-120	J2
(S) 4-Bromofluorobenzene			104	77.0-126	
(S) 1,2-Dichloroethane-d4			95.2	70.0-130	

1 Cp

2 Tc

3 Ss

4 Cn

5 Sr

6 Qc

7 Gl

8 Al

9 Sc



Method Blank (MB)

(MB) R3413418-4 05/18/19 11:48

Analyte	MB Result	MB Qualifier	MB MDL	MB RDL
	ug/l		ug/l	ug/l
Benzene	U		0.331	1.00
Ethylbenzene	U		0.384	1.00
Methyl tert-butyl ether	U		0.367	1.00
Naphthalene	U		1.00	5.00
Toluene	U		0.412	1.00
o-Xylene	U		0.341	1.00
m&p-Xylenes	U		0.719	2.00
Xylenes, Total	U		1.06	3.00
<i>(S) a,a,a-Trifluorotoluene</i>	104			80.0-120
<i>(S) Toluene-d8</i>	93.9			80.0-120
<i>(S) 4-Bromofluorobenzene</i>	95.9			77.0-126
<i>(S) 1,2-Dichloroethane-d4</i>	91.8			70.0-130

1 Cp

2 Tc

3 Ss

4 Cn

5 Sr

6 Qc

7 Gl

8 Al

9 Sc

Laboratory Control Sample (LCS) • Laboratory Control Sample Duplicate (LCSD)

(LCS) R3413418-1 05/18/19 10:09 • (LCSD) R3413418-2 05/18/19 10:29

Analyte	Spike Amount	LCS Result	LCSD Result	LCS Rec.	LCSD Rec.	Rec. Limits	LCS Qualifier	LCSD Qualifier	RPD	RPD Limits
	ug/l	ug/l	ug/l	%	%	%			%	%
Benzene	25.0	28.7	28.6	115	114	70.0-130			0.639	20
Ethylbenzene	25.0	28.4	28.3	114	113	70.0-130			0.644	20
Methyl tert-butyl ether	25.0	28.4	27.3	114	109	70.0-130			3.94	20
Naphthalene	25.0	25.2	25.7	101	103	70.0-130			2.11	20
o-Xylene	25.0	27.4	27.3	110	109	70.0-130			0.194	20
m&p-Xylenes	50.0	53.8	53.7	108	107	70.0-130			0.180	20
Toluene	25.0	27.4	27.1	110	108	70.0-130			1.25	20
Xylenes, Total	75.0	81.2	81.0	108	108	70.0-130			0.247	20
<i>(S) a,a,a-Trifluorotoluene</i>				102	103	80.0-120				
<i>(S) Toluene-d8</i>				95.9	94.2	80.0-120				
<i>(S) 4-Bromofluorobenzene</i>				101	99.6	77.0-126				
<i>(S) 1,2-Dichloroethane-d4</i>				103	86.6	70.0-130				



Guide to Reading and Understanding Your Laboratory Report

The information below is designed to better explain the various terms used in your report of analytical results from the Laboratory. This is not intended as a comprehensive explanation, and if you have additional questions please contact your project representative.

Abbreviations and Definitions

MDL	Method Detection Limit.
ND	Not detected at the Reporting Limit (or MDL where applicable).
RDL	Reported Detection Limit.
Rec.	Recovery.
RPD	Relative Percent Difference.
SDG	Sample Delivery Group.
(S)	Surrogate (Surrogate Standard) - Analytes added to every blank, sample, Laboratory Control Sample/Duplicate and Matrix Spike/Duplicate; used to evaluate analytical efficiency by measuring recovery. Surrogates are not expected to be detected in all environmental media.
U	Not detected at the Reporting Limit (or MDL where applicable).
Analyte	The name of the particular compound or analysis performed. Some Analyses and Methods will have multiple analytes reported.
Dilution	If the sample matrix contains an interfering material, the sample preparation volume or weight values differ from the standard, or if concentrations of analytes in the sample are higher than the highest limit of concentration that the laboratory can accurately report, the sample may be diluted for analysis. If a value different than 1 is used in this field, the result reported has already been corrected for this factor.
Limits	These are the target % recovery ranges or % difference value that the laboratory has historically determined as normal for the method and analyte being reported. Successful QC Sample analysis will target all analytes recovered or duplicated within these ranges.
Qualifier	This column provides a letter and/or number designation that corresponds to additional information concerning the result reported. If a Qualifier is present, a definition per Qualifier is provided within the Glossary and Definitions page and potentially a discussion of possible implications of the Qualifier in the Case Narrative if applicable.
Result	The actual analytical final result (corrected for any sample specific characteristics) reported for your sample. If there was no measurable result returned for a specific analyte, the result in this column may state "ND" (Not Detected) or "BDL" (Below Detectable Levels). The information in the results column should always be accompanied by either an MDL (Method Detection Limit) or RDL (Reporting Detection Limit) that defines the lowest value that the laboratory could detect or report for this analyte.
Uncertainty (Radiochemistry)	Confidence level of 2 sigma.
Case Narrative (Cn)	A brief discussion about the included sample results, including a discussion of any non-conformances to protocol observed either at sample receipt by the laboratory from the field or during the analytical process. If present, there will be a section in the Case Narrative to discuss the meaning of any data qualifiers used in the report.
Quality Control Summary (Qc)	This section of the report includes the results of the laboratory quality control analyses required by procedure or analytical methods to assist in evaluating the validity of the results reported for your samples. These analyses are not being performed on your samples typically, but on laboratory generated material.
Sample Chain of Custody (Sc)	This is the document created in the field when your samples were initially collected. This is used to verify the time and date of collection, the person collecting the samples, and the analyses that the laboratory is requested to perform. This chain of custody also documents all persons (excluding commercial shippers) that have had control or possession of the samples from the time of collection until delivery to the laboratory for analysis.
Sample Results (Sr)	This section of your report will provide the results of all testing performed on your samples. These results are provided by sample ID and are separated by the analyses performed on each sample. The header line of each analysis section for each sample will provide the name and method number for the analysis reported.
Sample Summary (Ss)	This section of the Analytical Report defines the specific analyses performed for each sample ID, including the dates and times of preparation and/or analysis.

Qualifier Description

J2	Surrogate recovery limits have been exceeded; values are outside lower control limits.
----	--

1 Cp

2 Tc

3 Ss

4 Cn

5 Sr

6 Qc

7 Gl

8 Al

9 Sc



Pace National is the only environmental laboratory accredited/certified to support your work nationwide from one location. One phone call, one point of contact, one laboratory. No other lab is as accessible or prepared to handle your needs throughout the country. Our capacity and capability from our single location laboratory is comparable to the collective totals of the network laboratories in our industry. The most significant benefit to our one location design is the design of our laboratory campus. The model is conducive to accelerated productivity, decreasing turn-around time, and preventing cross contamination, thus protecting sample integrity. Our focus on premium quality and prompt service allows us to be YOUR LAB OF CHOICE.

* Not all certifications held by the laboratory are applicable to the results reported in the attached report.
 * Accreditation is only applicable to the test methods specified on each scope of accreditation held by Pace National.

State Accreditations

Alabama	40660	Nebraska	NE-OS-15-05
Alaska	17-026	Nevada	TN-03-2002-34
Arizona	AZ0612	New Hampshire	2975
Arkansas	88-0469	New Jersey-NELAP	TN002
California	2932	New Mexico ¹	n/a
Colorado	TN00003	New York	11742
Connecticut	PH-0197	North Carolina	Env375
Florida	E87487	North Carolina ¹	DW21704
Georgia	NELAP	North Carolina ³	41
Georgia ¹	923	North Dakota	R-140
Idaho	TN00003	Ohio-VAP	CL0069
Illinois	200008	Oklahoma	9915
Indiana	C-TN-01	Oregon	TN200002
Iowa	364	Pennsylvania	68-02979
Kansas	E-10277	Rhode Island	LA000356
Kentucky ^{1,6}	90010	South Carolina	84004
Kentucky ²	16	South Dakota	n/a
Louisiana	AI30792	Tennessee ^{1,4}	2006
Louisiana ¹	LA180010	Texas	T104704245-18-15
Maine	TN0002	Texas ⁵	LAB0152
Maryland	324	Utah	TN00003
Massachusetts	M-TN003	Vermont	VT2006
Michigan	9958	Virginia	460132
Minnesota	047-999-395	Washington	C847
Mississippi	TN00003	West Virginia	233
Missouri	340	Wisconsin	9980939910
Montana	CERT0086	Wyoming	A2LA

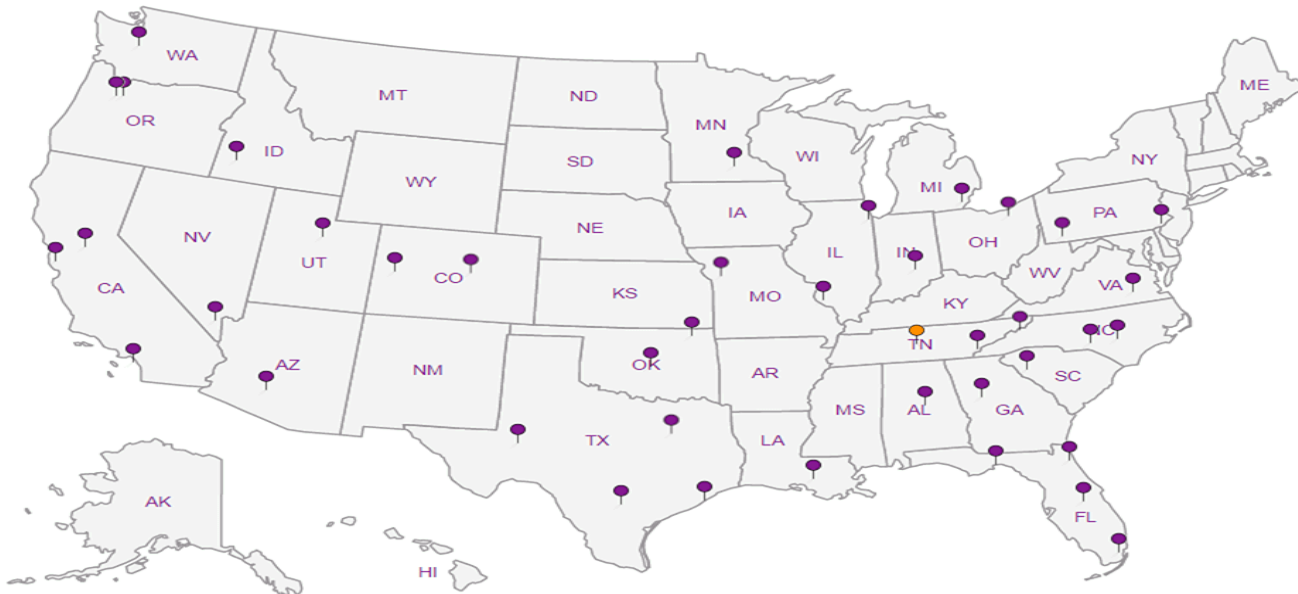
Third Party Federal Accreditations

A2LA – ISO 17025	1461.01	AIHA-LAP,LLC EMLAP	100789
A2LA – ISO 17025 ⁵	1461.02	DOD	1461.01
Canada	1461.01	USDA	P330-15-00234
EPA-Crypto	TN00003		

¹ Drinking Water ² Underground Storage Tanks ³ Aquatic Toxicity ⁴ Chemical/Microbiological ⁵ Mold ⁶ Wastewater n/a Accreditation not applicable

Our Locations

Pace National has sixty-four client support centers that provide sample pickup and/or the delivery of sampling supplies. If you would like assistance from one of our support offices, please contact our main office. Pace National performs all testing at our central laboratory.



1 Cp

2 Tc

3 Ss

4 Cn

5 Sr

6 Qc

7 Gl

8 Al

9 Sc

Kinder Morgan- Atlanta, GA

6600 Peachtree Dunwoody Road
400 Embassy Row - Suite 600
Atlanta GA 30328

Report to:
Bethany Garvey

Billing Information:
Accounts Payable
1000 Windward Concourse
Ste 450
Alpharetta, GA 30005

Email To: bethany.garvey@jacobs.com;
tom.wiley@jacobs.com

Analysis / Container / Preservative

Chain of Custody Page 1 of 2



12065 Lebanon Rd
Mount Juliet, TN 37122
Phone: 615-758-5858
Phone: 800-767-5859
Fax: 615-758-5859



L# **L1099515**

A151

Acctnum: **KINCH2MGA**

Template: **T120701**

Prelogin: **P708639**

TSR: **526 - Chris McCord**

PB: **TB 5-9-19**

Shipped Via: **FedEX Standard**

Project
Description: **Lewis Drive Surface Water**

City/State
Collected:

Phone: **770-604-9182**

Client Project #

Lab Project #
KINCH2MGA-LEWIS

Fax:

03161400

Collected by (print):

Site/Facility ID #

P.O. #

T. HAU

Collected by (signature):

Rush? (Lab MUST Be Notified)

Quote #

Same Day Five Day
 Next Day 5 Day (Rad Only)
 Two Day 10 Day (Rad Only)
 Three Day

Date Results Needed

STANDARD

Immediately
Packed on Ice N Y

No. of
Cnts

Sample ID	Comp/Grab	Matrix *	Depth	Date	Time	No. of Cntrs	Pres Chk	Analysis / Container / Preservative	Chain of Custody
SW-11-051519	G	GW		5-15-19	0930	3	X		
SW-10-051519		GW			0940	3	X		
SW-09-051519		GW			0945	3	X		
SW-08-051519		GW			0950	3	X		
SW-13-051519		GW			0955	3	X		
SW-04-051519		GW			1000	3	X		
SW-02-051519		GW			1005	3	X		
SW-07-051519		GW			1015	3	X		
SW-12-051519		GW			1025	3	X		
SW-03-051519		GW			1030	3	X		

V8260BTEXNSC 40mlAmb-HCl

RAD SCREEN: <0.5 nB/hr

* Matrix:
SS - Soil AIR - Air F - Filter
GW - Groundwater B - Bioassay
WW - WasteWater
DW - Drinking Water
OT - Other

Remarks: V8260BTEXNSC=BTEX + Naphthalene + MTBE

Samples returned via:
 UPS FedEx Courier

Tracking # **1025 1350 3722**

pH _____ Temp _____
Flow _____ Other _____

Sample Receipt Checklist
COC Seal Present/Intact: NP Y N
COC Signed/Accurate: Y N
Bottles arrive intact: Y N
Correct bottles used: Y N
Sufficient volume sent: Y N
If Applicable
VOA Zero Headpace: Y N
Preservation Correct/Checked: Y N

Relinquished by: (Signature) *[Signature]*

Date: **5-15-19** Time: **1700**

Received by: (Signature) _____

Trip Blank Received: Yes/No No
HCL / MeOH TBR

Relinquished by: (Signature) _____

Date: _____ Time: _____

Received by: (Signature) _____

Temp: **1.150-1.194** °C
Bottles Received: **39**

If preservation required by Login: Date/Time

Relinquished by: (Signature) _____

Date: _____ Time: _____

Received for lab by: (Signature) *[Signature]*

Date: **5-16-19** Time: **8:45**

Hold: _____ Condition: **NCF / OK**

Kinder Morgan- Atlanta, GA

6600 Peachtree Dunwoody Road
400 Embassy Row - Suite 600
Atlanta, GA 30328

Report to:
Bethany Garvey

Billing Information:
Accounts Payable
1000 Windward Concourse
Ste 450
Alpharetta, GA 30005

Email To: bethany.garvey@jacobs.com;
tom.wiley@jacobs.com

Project Description: **Lewis Drive Surface Water**

Phone: **770-604-9182**
Fax:

Client Project #
D3161400

City/State Collected:
Lab Project #
KINCH2MGA-LEWIS

Collected by (print):
T. HALL

Site/Facility ID #

P.O. #

Collected by (signature):
[Signature]
Immediately Packed on Ice N Y

Rush? (Lab MUST Be Notified)
 Same Day Five Day
 Next Day 5 Day (Rad Only)
 Two Day 10 Day (Rad Only)
 Three Day

Quote #
Date Results Needed
STANDARD

Sample ID	Comp/Grab	Matrix *	Depth	Date	Time	No. of Cntrs
SW-14-051519	G	GW		05-15-19	1400	3
SW-05-051519	G	GW		05-15-19	1430	3
SW-01-051519		GW		5-15-19	1010	3
		GW				3
		GW				3
		GW				3
		GW				3
		GW				3
		GW				3
		GW				3

V8260BTEXNSC 40mlAmb-HCl

Analysis / Container / Preservative

Chain of Custody Page **2** of **2**



12065 Lebanon Rd
Mount Juliet, TN 37122
Phone: 615-758-5858
Phone: 800-767-5859
Fax: 615-758-5859



L # **L1009515**
Table #
Acctnum: **KINCH2MGA**
Template: **T120701**
Prelogin: **P708639**
TSR: **526 - Chris McCord**
PB: **785-9-19**
Shipped Via: **FedEX Standard**

Remarks Sample # (lab only)

-11
-12
-13

RAD SCREEN < 0.5 mR/hr

* Matrix:
SS - Soil AIR - Air F - Filter
GW - Groundwater B - Bioassay
WW - WasteWater
DW - Drinking Water
OT - Other

Remarks: V8260BTEXNSC=BTEX + Naphthalene + MTBE

pH _____ Temp _____
Flow _____ Other _____

Samples returned via:
 UPS FedEx Courier

Tracking # **Same**

Sample Receipt Checklist	
COC Seal Present/Intact:	<input type="checkbox"/> NP <input checked="" type="checkbox"/> Y <input type="checkbox"/> N
COC Signed/Accurate:	<input checked="" type="checkbox"/> Y <input type="checkbox"/> N
Bottles arrive intact:	<input checked="" type="checkbox"/> Y <input type="checkbox"/> N
Correct bottles used:	<input checked="" type="checkbox"/> Y <input type="checkbox"/> N
Sufficient volume sent:	<input checked="" type="checkbox"/> Y <input type="checkbox"/> N
If Applicable	
VOA Zero Headspace:	<input checked="" type="checkbox"/> Y <input type="checkbox"/> N
Preservation Correct/Checked:	<input checked="" type="checkbox"/> Y <input type="checkbox"/> N

Relinquished by: (Signature)
[Signature]

Date: **5-15-19** Time: **1700**

Received by: (Signature)

Trip Blank Received: Yes No
HCL / MeOH TBR

Relinquished by: (Signature)

Date: Time:

Received by: (Signature)

Temp: **1.130 ± 0.15** °C
Bottles Received: **39**

If preservation required by Login: Date/Time

Relinquished by: (Signature)

Date: Time:

Received for lab by: (Signature)
[Signature]

Date: **5-16-19** Time: **8:45**

Hold: Condition: **NCF / (OK)**

Kinder Morgan- Atlanta, GA

Sample Delivery Group: L1105563
Samples Received: 06/05/2019
Project Number: D3161400.B.PN.GEN.LD
Description: Lewis Drive Surface Water


Report To: Bethany Garvey
6600 Peachtree Dunwoody Road
400 Embassy Row - Suite 600
Atlanta, GA 30328

Entire Report Reviewed By:



Chris McCord
Project Manager

Results relate only to the items tested or calibrated and are reported as rounded values. This test report shall not be reproduced, except in full, without written approval of the laboratory. Where applicable, sampling conducted by Pace National is performed per guidance provided in laboratory standard operating procedures: 060302, 060303, and 060304.





Cp: Cover Page	1	¹Cp
Tc: Table of Contents	2	
Ss: Sample Summary	3	²Tc
Cn: Case Narrative	5	
Sr: Sample Results	6	³Ss
SW02-060419 L1105563-02	6	
SW04-060419 L1105563-03	7	⁴Cn
SW08-060419 L1105563-05	8	⁵Sr
SW09-060419 L1105563-06	9	
SW10-060419 L1105563-07	10	⁶Qc
SW11-060419 L1105563-08	11	
SW12-060419 L1105563-09	12	⁷Gl
SW13-060419 L1105563-10	13	⁸Al
SW14-060419 L1105563-11	14	
Qc: Quality Control Summary	15	⁹Sc
Volatile Organic Compounds (GC/MS) by Method 8260B	15	
Gl: Glossary of Terms	16	
Al: Accreditations & Locations	17	
Sc: Sample Chain of Custody	18	

SAMPLE SUMMARY

SW02-060419 L1105563-02 GW

Method	Batch	Dilution	Preparation date/time	Analysis date/time	Analyst	Location
Volatile Organic Compounds (GC/MS) by Method 8260B	WG1293342	1	06/09/19 07:24	06/09/19 07:24	ACG	Mt. Juliet, TN

Collected by AD/JM	Collected date/time 06/04/19 13:25	Received date/time 06/05/19 08:45
-----------------------	---------------------------------------	--------------------------------------

- 1
Cp
- 2
Tc
- 3
Ss
- 4
Cn
- 5
Sr
- 6
Qc
- 7
Gl
- 8
Al
- 9
Sc

SW04-060419 L1105563-03 GW

Method	Batch	Dilution	Preparation date/time	Analysis date/time	Analyst	Location
Volatile Organic Compounds (GC/MS) by Method 8260B	WG1293342	1	06/09/19 07:44	06/09/19 07:44	ACG	Mt. Juliet, TN

Collected by AD/JM	Collected date/time 06/04/19 13:15	Received date/time 06/05/19 08:45
-----------------------	---------------------------------------	--------------------------------------

SW08-060419 L1105563-05 GW

Method	Batch	Dilution	Preparation date/time	Analysis date/time	Analyst	Location
Volatile Organic Compounds (GC/MS) by Method 8260B	WG1293342	1	06/09/19 08:04	06/09/19 08:04	ACG	Mt. Juliet, TN

Collected by AD/JM	Collected date/time 06/04/19 11:10	Received date/time 06/05/19 08:45
-----------------------	---------------------------------------	--------------------------------------

SW09-060419 L1105563-06 GW

Method	Batch	Dilution	Preparation date/time	Analysis date/time	Analyst	Location
Volatile Organic Compounds (GC/MS) by Method 8260B	WG1293342	1	06/09/19 08:24	06/09/19 08:24	ACG	Mt. Juliet, TN

Collected by AD/JM	Collected date/time 06/04/19 10:55	Received date/time 06/05/19 08:45
-----------------------	---------------------------------------	--------------------------------------

SW10-060419 L1105563-07 GW

Method	Batch	Dilution	Preparation date/time	Analysis date/time	Analyst	Location
Volatile Organic Compounds (GC/MS) by Method 8260B	WG1293342	1	06/09/19 08:44	06/09/19 08:44	ACG	Mt. Juliet, TN

Collected by AD/JM	Collected date/time 06/04/19 10:35	Received date/time 06/05/19 08:45
-----------------------	---------------------------------------	--------------------------------------

SW11-060419 L1105563-08 GW

Method	Batch	Dilution	Preparation date/time	Analysis date/time	Analyst	Location
Volatile Organic Compounds (GC/MS) by Method 8260B	WG1293342	1	06/09/19 09:04	06/09/19 09:04	ACG	Mt. Juliet, TN

Collected by AD/JM	Collected date/time 06/04/19 10:20	Received date/time 06/05/19 08:45
-----------------------	---------------------------------------	--------------------------------------

SW12-060419 L1105563-09 GW

Method	Batch	Dilution	Preparation date/time	Analysis date/time	Analyst	Location
Volatile Organic Compounds (GC/MS) by Method 8260B	WG1293342	1	06/09/19 09:24	06/09/19 09:24	ACG	Mt. Juliet, TN

Collected by AD/JM	Collected date/time 06/04/19 14:55	Received date/time 06/05/19 08:45
-----------------------	---------------------------------------	--------------------------------------

SW13-060419 L1105563-10 GW

Method	Batch	Dilution	Preparation date/time	Analysis date/time	Analyst	Location
Volatile Organic Compounds (GC/MS) by Method 8260B	WG1293342	1	06/09/19 09:44	06/09/19 09:44	ACG	Mt. Juliet, TN

Collected by AD/JM	Collected date/time 06/04/19 11:20	Received date/time 06/05/19 08:45
-----------------------	---------------------------------------	--------------------------------------

SAMPLE SUMMARY



SW14-060419 L1105563-11 GW

Collected by AD/JM Collected date/time 06/04/19 14:30 Received date/time 06/05/19 08:45

Method	Batch	Dilution	Preparation date/time	Analysis date/time	Analyst	Location
Volatile Organic Compounds (GC/MS) by Method 8260B	WG1293342	1	06/09/19 10:03	06/09/19 10:03	ACG	Mt. Juliet, TN

¹ Cp

² Tc

³ Ss

⁴ Cn

⁵ Sr

⁶ Qc

⁷ Gl

⁸ Al

⁹ Sc



All sample aliquots were received at the correct temperature, in the proper containers, with the appropriate preservatives, and within method specified holding times, unless qualified or notated within the report. Where applicable, all MDL (LOD) and RDL (LOQ) values reported for environmental samples have been corrected for the dilution factor used in the analysis. All Method and Batch Quality Control are within established criteria except where addressed in this case narrative, a non-conformance form or properly qualified within the sample results. By my digital signature below, I affirm to the best of my knowledge, all problems/anomalies observed by the laboratory as having the potential to affect the quality of the data have been identified by the laboratory, and no information or data have been knowingly withheld that would affect the quality of the data.

Chris McCord
Project Manager

- ¹ Cp
- ² Tc
- ³ Ss
- ⁴ Cn
- ⁵ Sr
- ⁶ Qc
- ⁷ Gl
- ⁸ Al
- ⁹ Sc



Volatile Organic Compounds (GC/MS) by Method 8260B

Analyte	Result	Qualifier	RDL	Dilution	Analysis date / time	Batch
Benzene	ND		1.00	1	06/09/2019 07:24	WG1293342
Toluene	ND		1.00	1	06/09/2019 07:24	WG1293342
Ethylbenzene	ND		1.00	1	06/09/2019 07:24	WG1293342
o-Xylene	ND		1.00	1	06/09/2019 07:24	WG1293342
m&p-Xylene	ND		2.00	1	06/09/2019 07:24	WG1293342
Xylenes, Total	ND		3.00	1	06/09/2019 07:24	WG1293342
Methyl tert-butyl ether	2.02		1.00	1	06/09/2019 07:24	WG1293342
Naphthalene	ND		5.00	1	06/09/2019 07:24	WG1293342
(S) Toluene-d8	103		80.0-120		06/09/2019 07:24	WG1293342
(S) 4-Bromofluorobenzene	96.7		77.0-126		06/09/2019 07:24	WG1293342
(S) 1,2-Dichloroethane-d4	88.3		70.0-130		06/09/2019 07:24	WG1293342

- 1 Cp
- 2 Tc
- 3 Ss
- 4 Cn
- 5 Sr
- 6 Qc
- 7 Gl
- 8 Al
- 9 Sc



Volatile Organic Compounds (GC/MS) by Method 8260B

Analyte	Result	Qualifier	RDL	Dilution	Analysis date / time	Batch
Benzene	ND		1.00	1	06/09/2019 07:44	WG1293342
Toluene	ND		1.00	1	06/09/2019 07:44	WG1293342
Ethylbenzene	ND		1.00	1	06/09/2019 07:44	WG1293342
o-Xylene	ND		1.00	1	06/09/2019 07:44	WG1293342
m&p-Xylene	ND		2.00	1	06/09/2019 07:44	WG1293342
Xylenes, Total	ND		3.00	1	06/09/2019 07:44	WG1293342
Methyl tert-butyl ether	1.36		1.00	1	06/09/2019 07:44	WG1293342
Naphthalene	ND		5.00	1	06/09/2019 07:44	WG1293342
<i>(S) Toluene-d8</i>	102		80.0-120		06/09/2019 07:44	WG1293342
<i>(S) 4-Bromofluorobenzene</i>	94.7		77.0-126		06/09/2019 07:44	WG1293342
<i>(S) 1,2-Dichloroethane-d4</i>	86.0		70.0-130		06/09/2019 07:44	WG1293342

- 1 Cp
- 2 Tc
- 3 Ss
- 4 Cn
- 5 Sr
- 6 Qc
- 7 Gl
- 8 Al
- 9 Sc



Volatile Organic Compounds (GC/MS) by Method 8260B

Analyte	Result	Qualifier	RDL	Dilution	Analysis date / time	Batch
Benzene	ND		1.00	1	06/09/2019 08:04	WG1293342
Toluene	ND		1.00	1	06/09/2019 08:04	WG1293342
Ethylbenzene	ND		1.00	1	06/09/2019 08:04	WG1293342
o-Xylene	ND		1.00	1	06/09/2019 08:04	WG1293342
m&p-Xylene	ND		2.00	1	06/09/2019 08:04	WG1293342
Xylenes, Total	ND		3.00	1	06/09/2019 08:04	WG1293342
Methyl tert-butyl ether	ND		1.00	1	06/09/2019 08:04	WG1293342
Naphthalene	ND		5.00	1	06/09/2019 08:04	WG1293342
(S) Toluene-d8	98.6		80.0-120		06/09/2019 08:04	WG1293342
(S) 4-Bromofluorobenzene	93.6		77.0-126		06/09/2019 08:04	WG1293342
(S) 1,2-Dichloroethane-d4	90.5		70.0-130		06/09/2019 08:04	WG1293342

- 1 Cp
- 2 Tc
- 3 Ss
- 4 Cn
- 5 Sr
- 6 Qc
- 7 Gl
- 8 Al
- 9 Sc



Volatile Organic Compounds (GC/MS) by Method 8260B

Analyte	Result	Qualifier	RDL	Dilution	Analysis date / time	Batch
Benzene	ND		1.00	1	06/09/2019 08:24	WG1293342
Toluene	ND		1.00	1	06/09/2019 08:24	WG1293342
Ethylbenzene	ND		1.00	1	06/09/2019 08:24	WG1293342
o-Xylene	ND		1.00	1	06/09/2019 08:24	WG1293342
m&p-Xylene	ND		2.00	1	06/09/2019 08:24	WG1293342
Xylenes, Total	ND		3.00	1	06/09/2019 08:24	WG1293342
Methyl tert-butyl ether	ND		1.00	1	06/09/2019 08:24	WG1293342
Naphthalene	ND		5.00	1	06/09/2019 08:24	WG1293342
(S) Toluene-d8	102		80.0-120		06/09/2019 08:24	WG1293342
(S) 4-Bromofluorobenzene	99.2		77.0-126		06/09/2019 08:24	WG1293342
(S) 1,2-Dichloroethane-d4	91.8		70.0-130		06/09/2019 08:24	WG1293342

1 Cp

2 Tc

3 Ss

4 Cn

5 Sr

6 Qc

7 Gl

8 Al

9 Sc



Volatile Organic Compounds (GC/MS) by Method 8260B

Analyte	Result	Qualifier	RDL	Dilution	Analysis date / time	Batch
Benzene	ND		1.00	1	06/09/2019 08:44	WG1293342
Toluene	ND		1.00	1	06/09/2019 08:44	WG1293342
Ethylbenzene	ND		1.00	1	06/09/2019 08:44	WG1293342
o-Xylene	ND		1.00	1	06/09/2019 08:44	WG1293342
m&p-Xylene	ND		2.00	1	06/09/2019 08:44	WG1293342
Xylenes, Total	ND		3.00	1	06/09/2019 08:44	WG1293342
Methyl tert-butyl ether	ND		1.00	1	06/09/2019 08:44	WG1293342
Naphthalene	ND		5.00	1	06/09/2019 08:44	WG1293342
(S) Toluene-d8	103		80.0-120		06/09/2019 08:44	WG1293342
(S) 4-Bromofluorobenzene	96.7		77.0-126		06/09/2019 08:44	WG1293342
(S) 1,2-Dichloroethane-d4	93.0		70.0-130		06/09/2019 08:44	WG1293342

- 1 Cp
- 2 Tc
- 3 Ss
- 4 Cn
- 5 Sr
- 6 Qc
- 7 Gl
- 8 Al
- 9 Sc



Volatile Organic Compounds (GC/MS) by Method 8260B

Analyte	Result	Qualifier	RDL	Dilution	Analysis date / time	Batch
Benzene	ND		1.00	1	06/09/2019 09:04	WG1293342
Toluene	ND		1.00	1	06/09/2019 09:04	WG1293342
Ethylbenzene	ND		1.00	1	06/09/2019 09:04	WG1293342
o-Xylene	ND		1.00	1	06/09/2019 09:04	WG1293342
m&p-Xylene	ND		2.00	1	06/09/2019 09:04	WG1293342
Xylenes, Total	ND		3.00	1	06/09/2019 09:04	WG1293342
Methyl tert-butyl ether	ND		1.00	1	06/09/2019 09:04	WG1293342
Naphthalene	ND		5.00	1	06/09/2019 09:04	WG1293342
<i>(S) Toluene-d8</i>	98.5		80.0-120		06/09/2019 09:04	WG1293342
<i>(S) 4-Bromofluorobenzene</i>	95.7		77.0-126		06/09/2019 09:04	WG1293342
<i>(S) 1,2-Dichloroethane-d4</i>	91.9		70.0-130		06/09/2019 09:04	WG1293342

- 1 Cp
- 2 Tc
- 3 Ss
- 4 Cn
- 5 Sr
- 6 Qc
- 7 Gl
- 8 Al
- 9 Sc



Volatile Organic Compounds (GC/MS) by Method 8260B

Analyte	Result	Qualifier	RDL	Dilution	Analysis date / time	Batch
Benzene	1.19		1.00	1	06/09/2019 09:24	WG1293342
Toluene	ND		1.00	1	06/09/2019 09:24	WG1293342
Ethylbenzene	ND		1.00	1	06/09/2019 09:24	WG1293342
o-Xylene	ND		1.00	1	06/09/2019 09:24	WG1293342
m&p-Xylene	ND		2.00	1	06/09/2019 09:24	WG1293342
Xylenes, Total	ND		3.00	1	06/09/2019 09:24	WG1293342
Methyl tert-butyl ether	ND		1.00	1	06/09/2019 09:24	WG1293342
Naphthalene	ND		5.00	1	06/09/2019 09:24	WG1293342
(S) Toluene-d8	104		80.0-120		06/09/2019 09:24	WG1293342
(S) 4-Bromofluorobenzene	94.0		77.0-126		06/09/2019 09:24	WG1293342
(S) 1,2-Dichloroethane-d4	89.2		70.0-130		06/09/2019 09:24	WG1293342

1 Cp

2 Tc

3 Ss

4 Cn

5 Sr

6 Qc

7 Gl

8 Al

9 Sc



Volatile Organic Compounds (GC/MS) by Method 8260B

Analyte	Result	Qualifier	RDL	Dilution	Analysis date / time	Batch
Benzene	ND		1.00	1	06/09/2019 09:44	WG1293342
Toluene	ND		1.00	1	06/09/2019 09:44	WG1293342
Ethylbenzene	ND		1.00	1	06/09/2019 09:44	WG1293342
o-Xylene	ND		1.00	1	06/09/2019 09:44	WG1293342
m&p-Xylene	ND		2.00	1	06/09/2019 09:44	WG1293342
Xylenes, Total	ND		3.00	1	06/09/2019 09:44	WG1293342
Methyl tert-butyl ether	1.11		1.00	1	06/09/2019 09:44	WG1293342
Naphthalene	ND		5.00	1	06/09/2019 09:44	WG1293342
<i>(S) Toluene-d8</i>	102		80.0-120		06/09/2019 09:44	WG1293342
<i>(S) 4-Bromofluorobenzene</i>	99.6		77.0-126		06/09/2019 09:44	WG1293342
<i>(S) 1,2-Dichloroethane-d4</i>	92.6		70.0-130		06/09/2019 09:44	WG1293342

- 1 Cp
- 2 Tc
- 3 Ss
- 4 Cn
- 5 Sr
- 6 Qc
- 7 Gl
- 8 Al
- 9 Sc



Volatile Organic Compounds (GC/MS) by Method 8260B

Analyte	Result	Qualifier	RDL	Dilution	Analysis date / time	Batch
Benzene	ND		1.00	1	06/09/2019 10:03	WG1293342
Toluene	ND		1.00	1	06/09/2019 10:03	WG1293342
Ethylbenzene	ND		1.00	1	06/09/2019 10:03	WG1293342
o-Xylene	ND		1.00	1	06/09/2019 10:03	WG1293342
m&p-Xylene	ND		2.00	1	06/09/2019 10:03	WG1293342
Xylenes, Total	ND		3.00	1	06/09/2019 10:03	WG1293342
Methyl tert-butyl ether	ND		1.00	1	06/09/2019 10:03	WG1293342
Naphthalene	ND		5.00	1	06/09/2019 10:03	WG1293342
(S) Toluene-d8	102		80.0-120		06/09/2019 10:03	WG1293342
(S) 4-Bromofluorobenzene	93.0		77.0-126		06/09/2019 10:03	WG1293342
(S) 1,2-Dichloroethane-d4	88.2		70.0-130		06/09/2019 10:03	WG1293342

- 1 Cp
- 2 Tc
- 3 Ss
- 4 Cn
- 5 Sr
- 6 Qc
- 7 Gl
- 8 Al
- 9 Sc



Method Blank (MB)

(MB) R3419562-3 06/09/19 06:05

Analyte	MB Result	MB Qualifier	MB MDL	MB RDL
	ug/l		ug/l	ug/l
Benzene	U		0.331	1.00
Ethylbenzene	U		0.384	1.00
Methyl tert-butyl ether	U		0.367	1.00
Naphthalene	U		1.00	5.00
Toluene	U		0.412	1.00
Xylenes, Total	U		1.06	3.00
o-Xylene	U		0.341	1.00
m&p-Xylenes	U		0.719	2.00
(S) Toluene-d8	103			80.0-120
(S) 4-Bromofluorobenzene	99.0			77.0-126
(S) 1,2-Dichloroethane-d4	88.9			70.0-130

1 Cp

2 Tc

3 Ss

4 Cn

5 Sr

6 Qc

7 Gl

8 Al

9 Sc

Laboratory Control Sample (LCS) • Laboratory Control Sample Duplicate (LCSD)

(LCS) R3419562-1 06/09/19 05:05 • (LCSD) R3419562-2 06/09/19 05:25

Analyte	Spike Amount	LCS Result	LCSD Result	LCS Rec.	LCSD Rec.	Rec. Limits	LCS Qualifier	LCSD Qualifier	RPD	RPD Limits
	ug/l	ug/l	ug/l	%	%	%			%	%
Benzene	25.0	25.5	24.5	102	97.9	70.0-130			4.12	20
Ethylbenzene	25.0	28.6	27.2	114	109	70.0-130			4.79	20
Toluene	25.0	26.4	25.6	106	102	70.0-130			2.95	20
Methyl tert-butyl ether	25.0	25.6	24.8	102	99.2	70.0-130			3.09	20
Naphthalene	25.0	23.9	24.5	95.8	98.2	70.0-130			2.49	20
Xylenes, Total	75.0	81.0	77.4	108	103	70.0-130			4.55	20
o-Xylene	25.0	27.6	26.0	110	104	70.0-130			5.85	20
m&p-Xylenes	50.0	53.4	51.4	107	103	70.0-130			3.75	20
(S) Toluene-d8				100	102	80.0-120				
(S) 4-Bromofluorobenzene				99.5	97.8	77.0-126				
(S) 1,2-Dichloroethane-d4				100	100	70.0-130				



Guide to Reading and Understanding Your Laboratory Report

The information below is designed to better explain the various terms used in your report of analytical results from the Laboratory. This is not intended as a comprehensive explanation, and if you have additional questions please contact your project representative.

Abbreviations and Definitions

MDL	Method Detection Limit.
ND	Not detected at the Reporting Limit (or MDL where applicable).
RDL	Reported Detection Limit.
Rec.	Recovery.
RPD	Relative Percent Difference.
SDG	Sample Delivery Group.
(S)	Surrogate (Surrogate Standard) - Analytes added to every blank, sample, Laboratory Control Sample/Duplicate and Matrix Spike/Duplicate; used to evaluate analytical efficiency by measuring recovery. Surrogates are not expected to be detected in all environmental media.
U	Not detected at the Reporting Limit (or MDL where applicable).
Analyte	The name of the particular compound or analysis performed. Some Analyses and Methods will have multiple analytes reported.
Dilution	If the sample matrix contains an interfering material, the sample preparation volume or weight values differ from the standard, or if concentrations of analytes in the sample are higher than the highest limit of concentration that the laboratory can accurately report, the sample may be diluted for analysis. If a value different than 1 is used in this field, the result reported has already been corrected for this factor.
Limits	These are the target % recovery ranges or % difference value that the laboratory has historically determined as normal for the method and analyte being reported. Successful QC Sample analysis will target all analytes recovered or duplicated within these ranges.
Qualifier	This column provides a letter and/or number designation that corresponds to additional information concerning the result reported. If a Qualifier is present, a definition per Qualifier is provided within the Glossary and Definitions page and potentially a discussion of possible implications of the Qualifier in the Case Narrative if applicable.
Result	The actual analytical final result (corrected for any sample specific characteristics) reported for your sample. If there was no measurable result returned for a specific analyte, the result in this column may state "ND" (Not Detected) or "BDL" (Below Detectable Levels). The information in the results column should always be accompanied by either an MDL (Method Detection Limit) or RDL (Reporting Detection Limit) that defines the lowest value that the laboratory could detect or report for this analyte.
Uncertainty (Radiochemistry)	Confidence level of 2 sigma.
Case Narrative (Cn)	A brief discussion about the included sample results, including a discussion of any non-conformances to protocol observed either at sample receipt by the laboratory from the field or during the analytical process. If present, there will be a section in the Case Narrative to discuss the meaning of any data qualifiers used in the report.
Quality Control Summary (Qc)	This section of the report includes the results of the laboratory quality control analyses required by procedure or analytical methods to assist in evaluating the validity of the results reported for your samples. These analyses are not being performed on your samples typically, but on laboratory generated material.
Sample Chain of Custody (Sc)	This is the document created in the field when your samples were initially collected. This is used to verify the time and date of collection, the person collecting the samples, and the analyses that the laboratory is requested to perform. This chain of custody also documents all persons (excluding commercial shippers) that have had control or possession of the samples from the time of collection until delivery to the laboratory for analysis.
Sample Results (Sr)	This section of your report will provide the results of all testing performed on your samples. These results are provided by sample ID and are separated by the analyses performed on each sample. The header line of each analysis section for each sample will provide the name and method number for the analysis reported.
Sample Summary (Ss)	This section of the Analytical Report defines the specific analyses performed for each sample ID, including the dates and times of preparation and/or analysis.

Qualifier Description

The remainder of this page intentionally left blank, there are no qualifiers applied to this SDG.

1 Cp

2 Tc

3 Ss

4 Cn

5 Sr

6 Qc

7 Gl

8 Al

9 Sc



Pace National is the only environmental laboratory accredited/certified to support your work nationwide from one location. One phone call, one point of contact, one laboratory. No other lab is as accessible or prepared to handle your needs throughout the country. Our capacity and capability from our single location laboratory is comparable to the collective totals of the network laboratories in our industry. The most significant benefit to our one location design is the design of our laboratory campus. The model is conducive to accelerated productivity, decreasing turn-around time, and preventing cross contamination, thus protecting sample integrity. Our focus on premium quality and prompt service allows us to be YOUR LAB OF CHOICE.

* Not all certifications held by the laboratory are applicable to the results reported in the attached report.
 * Accreditation is only applicable to the test methods specified on each scope of accreditation held by Pace National.

State Accreditations

Alabama	40660	Nebraska	NE-OS-15-05
Alaska	17-026	Nevada	TN-03-2002-34
Arizona	AZ0612	New Hampshire	2975
Arkansas	88-0469	New Jersey-NELAP	TN002
California	2932	New Mexico ¹	n/a
Colorado	TN00003	New York	11742
Connecticut	PH-0197	North Carolina	Env375
Florida	E87487	North Carolina ¹	DW21704
Georgia	NELAP	North Carolina ³	41
Georgia ¹	923	North Dakota	R-140
Idaho	TN00003	Ohio-VAP	CL0069
Illinois	200008	Oklahoma	9915
Indiana	C-TN-01	Oregon	TN200002
Iowa	364	Pennsylvania	68-02979
Kansas	E-10277	Rhode Island	LA000356
Kentucky ^{1,6}	90010	South Carolina	84004
Kentucky ²	16	South Dakota	n/a
Louisiana	AI30792	Tennessee ^{1,4}	2006
Louisiana ¹	LA180010	Texas	T104704245-18-15
Maine	TN0002	Texas ⁵	LAB0152
Maryland	324	Utah	TN00003
Massachusetts	M-TN003	Vermont	VT2006
Michigan	9958	Virginia	460132
Minnesota	047-999-395	Washington	C847
Mississippi	TN00003	West Virginia	233
Missouri	340	Wisconsin	9980939910
Montana	CERT0086	Wyoming	A2LA

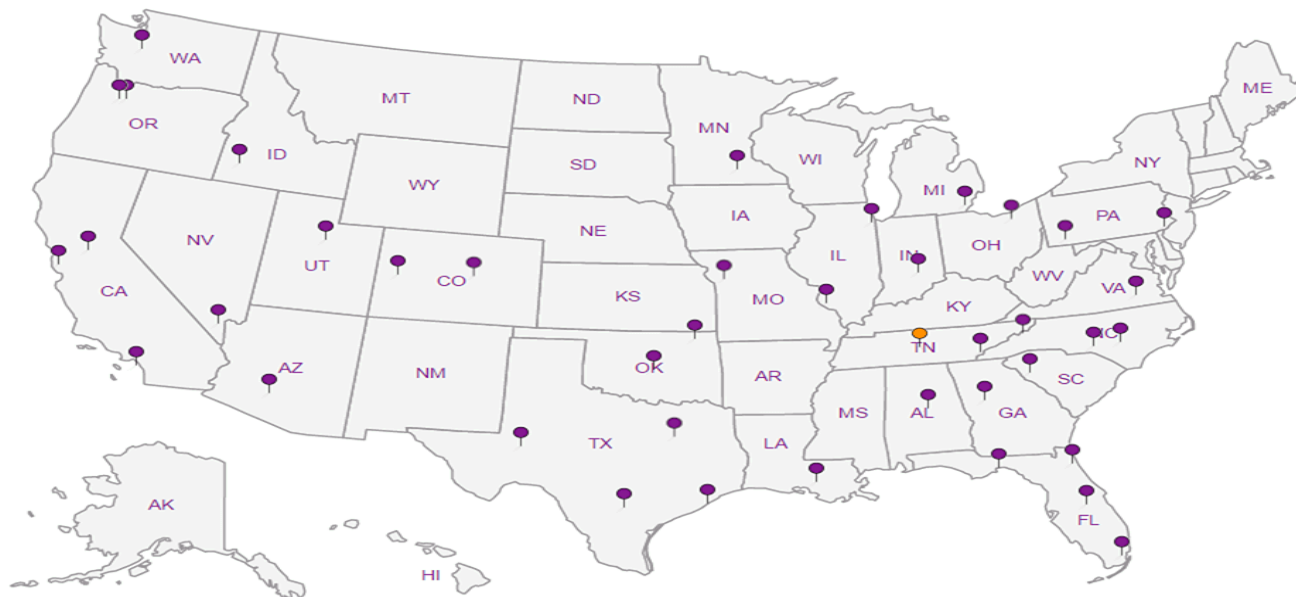
Third Party Federal Accreditations

A2LA – ISO 17025	1461.01	AIHA-LAP,LLC EMLAP	100789
A2LA – ISO 17025 ⁵	1461.02	DOD	1461.01
Canada	1461.01	USDA	P330-15-00234
EPA-Crypto	TN00003		

¹ Drinking Water ² Underground Storage Tanks ³ Aquatic Toxicity ⁴ Chemical/Microbiological ⁵ Mold ⁶ Wastewater n/a Accreditation not applicable

Our Locations

Pace National has sixty-four client support centers that provide sample pickup and/or the delivery of sampling supplies. If you would like assistance from one of our support offices, please contact our main office. Pace National performs all testing at our central laboratory.



1 Cp

2 Tc

3 Ss

4 Cn

5 Sr

6 Qc

7 Gl

8 Al

9 Sc

Kinder Morgan- Atlanta, GA
 6600 Peachtree Dunwoody Road
 400 Embassy Row - Suite 600
 Atlanta GA 30328

Billing Information:
 Accounts Payable
 1000 Windward Concourse
 Ste 450
 Alpharetta, GA 30005

Report to:
Bethany Garvey

Email To: bgarvey@ch2m.com;
 tom.wiley@ch2m.com; scott.powell@ch2m.com;

Project
 Description: **Lewis Drive Surface Water**

City/State
 Collected: **BELTON, SC**

Phone: **770-604-9182**
 Fax:

Client Project #
D361400-B-PN-GFM-LD04R-SW

Lab Project #
KINCH2MGA-LEWIS

Collected by (print):
A. DENNIS / J. MORGAN

Site/Facility ID #

P.O. #

Collected by (signature):
 Immediately Packed on Ice N ___ Y

Rush? (Lab MUST Be Notified)
 ___ Same Day ___ Five Day
 ___ Next Day ___ 5 Day (Rad Only)
 ___ Two Day ___ 10 Day (Rad Only)
 ___ Three Day

Quote #
 Date Results Needed

Analysis / Container / Preservative	
V8260BTEXNSC 40ml/Amb-HCI	
V8260TCLSC-TB 40ml/Amb-NoPres-Bik	

Chain of Custody Page 1 of 2



A B S C I E N C E S
 a subsidiary of *AccuAnalyst*

12065 Lebanon Rd
 Mount Juliet, TN 37122
 Phone: 615-758-5858
 Phone: 800-767-5859
 Fax: 615-758-5859



L# **L1105563**
D086

Acctnum: **KINCH2MGA**
 Template: **T130279**
 Prelogin: **P655549**
 TSR: **526 - Chris McCord**
 PB: **5-31-186**

Shipped Via: **FedEx Ground**

Sample ID	Comp/Grab	Matrix *	Depth	Date	Time	No. of Cntrs												
SW 01	G	GW				3	X											
SW 01-060419	G	GW	NA	6-04-19	1355	3	X											
SW 02-060419		GW			1325	3	X											
SW 04-060419		GW			1315	3	X											
SW 07-060419		GW			1340	3	X											
SW 08-060419		GW			1110	3	X											
SW 09-060419		GW			1055	3	X											
SW 10-060419		GW			1035	3	X											
SW 11-060419		GW			1020	3	X											
SW 12-060419		GW			1455	3	X											

RAD SCREEN: <0.5 mR/hr

Remarks	Sample # (lab only)
	-0
	-01
	-02
	-03
	-04
	-05
	-06
	-07
	-08
	-09
	-10

* Matrix:
 SS - Soil AIR - Air F - Filter
 GW - Groundwater B - Bioassay
 WW - WasteWater
 DW - Drinking Water
 OT - Other

Remarks:
SEE GW COC FOR TRIP BLANK

Samples returned via:
 ___ UPS FedEx ___ Courier ___

pH ___ Temp ___
 Flow ___ Other ___

Tracking # **1023 1350 3073**

Sample Receipt Checklist

COC Seal Present/Intact:	NP	<input checked="" type="checkbox"/> Y	<input type="checkbox"/> N
COC Signed/Accurate:		<input checked="" type="checkbox"/> Y	<input type="checkbox"/> N
Bottles arrive intact:		<input checked="" type="checkbox"/> Y	<input type="checkbox"/> N
Correct bottles used:		<input checked="" type="checkbox"/> Y	<input type="checkbox"/> N
Sufficient volume sent:		<input checked="" type="checkbox"/> Y	<input type="checkbox"/> N
If Applicable			
VOA Zero Headspace:		<input checked="" type="checkbox"/> Y	<input type="checkbox"/> N
Preservation Correct/Checked:		<input checked="" type="checkbox"/> Y	<input type="checkbox"/> N

Relinquished by: (Signature)
[Signature]

Relinquished by: (Signature)
[Signature]

Relinquished by: (Signature)
[Signature]

Date: **6-4-19**
1630

Date: _____
 Time: _____

Date: _____
 Time: _____

Received by: (Signature)
[Signature]

Received by: (Signature)
[Signature]

Received for lab by: (Signature)
[Signature]

Trip Blank Received: Yes No
 HCL/MeOH
 TBR



Temp: **17.0** °C
6/5/19 8:45

Date: **6/5/19** Time: **8:45**

If preservation required by Login: Date/Time

Hold:

Condition:
 NCF / OK

Kinder Morgan- Atlanta, GA 6600 Peachtree Dunwoody Road 400 Embassy Row - Suite 600 Atlanta GA 30328		Billing Information: Accounts Payable 1000 Windward Concourse Ste 450 Alpharetta, GA 30005				Pres Chk	Analysis / Container / Preservative						Chain of Custody Page <u>2 of 2</u>  L.A.B. S.C.I.E.N.C.E.S a subsidiary of <i>PicoAnalytical</i> 12065 Lebanon Rd Mount Juliet, TN 37122 Phone: 615-758-5858 Phone: 800-767-5859 Fax: 615-758-5859 		
		Report to: Bethany Garvey				Email To: bgarvey@ch2m.com; tom.wiley@ch2m.com; scott.powell@ch2m.com;		V8260BTEXMNSC 40ml Amb-HCl							L# <u>61105563</u> Table # Acctnum: KINCH2MGA Template: T132193 Prelogin: P662162 TSR: 526 - Chris McCord PB: <u>76-186</u> Shipped Via: FedEX Ground
Project Description: Lewis Drive Surface Water		City/State Collected: <u>BELTON, SC</u>		Lab Project # KINCH2MGA-LEWIS								Remarks Sample # (lab only)			
Phone: 770-604-9182 Fax:		Client Project # <u>D3161400, B.PN.GEN, LDDMR.SW</u>		P.O. #								Acctnum: KINCH2MGA Template: T132193 Prelogin: P662162 TSR: 526 - Chris McCord PB: <u>76-186</u>			
Collected by (print): <u>A. DENNIS / J. MORGAN</u>		Site/Facility ID #		Quote #								Shipped Via: FedEX Ground			
Collected by (signature): <u>[Signature]</u>		Rush? (Lab MUST Be Notified) <input type="checkbox"/> Same Day <input type="checkbox"/> Five Day <input type="checkbox"/> Next Day <input type="checkbox"/> 5 Day (Rad Only) <input type="checkbox"/> Two Day <input type="checkbox"/> 10 Day (Rad Only) <input type="checkbox"/> Three Day		Date Results Needed								No. of Cntrs			
Immediately Packed on Ice N <input type="checkbox"/> Y <input checked="" type="checkbox"/>															
Sample ID	Comp/Grab	Matrix *	Depth	Date	Time	No. of Cntrs									
<u>SW13-061419</u>	<u>G</u>	<u>GW</u>	<u>NA</u>	<u>6-04-19</u>	<u>1120</u>	<u>3</u>	<u>X</u>								
<u>SW14-061419</u>	<u>G</u>	<u>GW</u>	<u>NA</u>	<u>6-04-19</u>	<u>1430</u>	<u>3</u>	<u>X</u>								
		<u>GW</u>				<u>3</u>	<u>X</u>								
		<u>GW</u>				<u>3</u>	<u>X</u>								
		<u>GW</u>				<u>3</u>	<u>X</u>								
		<u>GW</u>				<u>3</u>	<u>X</u>								
		<u>GW</u>				<u>3</u>	<u>X</u>								
		<u>GW</u>				<u>3</u>	<u>X</u>								
* Matrix: SS - Soil AIR - Air F - Filter GW - Groundwater B - Bioassay WW - WasteWater DW - Drinking Water OT - Other		Remarks: V8260BTEXMNSC=BTEX,Napthalene,MTBE				pH _____ Temp _____ Flow _____ Other _____		Sample Receipt Checklist COC Seal Present/Intact: <u>NP</u> <input checked="" type="checkbox"/> <u>N</u> COC Signed/Accurate: <input checked="" type="checkbox"/> <u>N</u> Bottles arrive intact: <input checked="" type="checkbox"/> <u>N</u> Correct bottles used: <input checked="" type="checkbox"/> <u>N</u> Sufficient volume sent: <input checked="" type="checkbox"/> <u>N</u> If Applicable VOA Zero Headspace: <input checked="" type="checkbox"/> <u>N</u> Preservation Correct/Checked: <input checked="" type="checkbox"/> <u>N</u>							
Samples returned via: UPS <input checked="" type="checkbox"/> FedEx <input type="checkbox"/> Courier <input type="checkbox"/>		Tracking # <u>Same</u>				Trip Blank Received: Yes <input checked="" type="checkbox"/> <u>NO</u> HCL / MeOH TBR		If preservation required by Login: Date/Time							
Relinquished by: (Signature) <u>[Signature]</u>		Date: <u>06/04/19</u>		Time: <u>1730</u>		Received by: (Signature) <u>[Signature]</u>		Temp: _____ °C <u>1.7-0.5-6.8</u>		Bottles Received: <u>33</u>		Hold:		Condition: NCF <input checked="" type="checkbox"/> <u>OK</u>	
Relinquished by: (Signature)		Date:		Time:		Received for lab by: (Signature) <u>CW</u>		Date: <u>6/5/19</u>		Time: <u>8:45</u>		Hold:		Condition:	

Kinder Morgan- Atlanta, GA

Sample Delivery Group: L1106709
Samples Received: 06/07/2019
Project Number: 03161400.B.PN.GEN.LD
Description: Lewis Drive Site Surface water event


Report To: Bethany Garvey
6600 Peachtree Dunwoody Road
400 Embassy Row - Suite 600
Atlanta, GA 30328

Entire Report Reviewed By:



Chris McCord
Project Manager

Results relate only to the items tested or calibrated and are reported as rounded values. This test report shall not be reproduced, except in full, without written approval of the laboratory. Where applicable, sampling conducted by Pace National is performed per guidance provided in laboratory standard operating procedures: 060302, 060303, and 060304.





Cp: Cover Page	1	¹Cp
Tc: Table of Contents	2	
Ss: Sample Summary	3	²Tc
Cn: Case Narrative	4	
Sr: Sample Results	5	³Ss
SW01-060619 L1106709-01	5	
SW07-060619 L1106709-02	6	⁴Cn
Qc: Quality Control Summary	7	⁵Sr
Volatile Organic Compounds (GC/MS) by Method 8260B	7	
Gl: Glossary of Terms	8	⁶Qc
Al: Accreditations & Locations	9	⁷Gl
Sc: Sample Chain of Custody	10	⁸Al
		⁹Sc

SAMPLE SUMMARY



SW01-060619 L1106709-01 GW

Collected by: Melissa Warren
 Collected date/time: 06/06/19 09:30
 Received date/time: 06/07/19 08:45

Method	Batch	Dilution	Preparation date/time	Analysis date/time	Analyst	Location
Volatile Organic Compounds (GC/MS) by Method 8260B	WG1293928	1	06/11/19 02:12	06/11/19 02:12	BMB	Mt. Juliet, TN

¹ Cp

² Tc

³ Ss

SW07-060619 L1106709-02 GW

Collected by: Melissa Warren
 Collected date/time: 06/06/19 09:45
 Received date/time: 06/07/19 08:45

Method	Batch	Dilution	Preparation date/time	Analysis date/time	Analyst	Location
Volatile Organic Compounds (GC/MS) by Method 8260B	WG1293928	1	06/11/19 02:32	06/11/19 02:32	BMB	Mt. Juliet, TN

⁴ Cn

⁵ Sr

⁶ Qc

⁷ Gl

⁸ Al

⁹ Sc



All sample aliquots were received at the correct temperature, in the proper containers, with the appropriate preservatives, and within method specified holding times, unless qualified or notated within the report. Where applicable, all MDL (LOD) and RDL (LOQ) values reported for environmental samples have been corrected for the dilution factor used in the analysis. All Method and Batch Quality Control are within established criteria except where addressed in this case narrative, a non-conformance form or properly qualified within the sample results. By my digital signature below, I affirm to the best of my knowledge, all problems/anomalies observed by the laboratory as having the potential to affect the quality of the data have been identified by the laboratory, and no information or data have been knowingly withheld that would affect the quality of the data.

Chris McCord
Project Manager

- ¹ Cp
- ² Tc
- ³ Ss
- ⁴ Cn
- ⁵ Sr
- ⁶ Qc
- ⁷ Gl
- ⁸ Al
- ⁹ Sc



Volatile Organic Compounds (GC/MS) by Method 8260B

Analyte	Result	Qualifier	RDL	Dilution	Analysis date / time	Batch
Benzene	ND		1.00	1	06/11/2019 02:12	WG1293928
Toluene	ND		1.00	1	06/11/2019 02:12	WG1293928
Ethylbenzene	ND		1.00	1	06/11/2019 02:12	WG1293928
o-Xylene	ND		1.00	1	06/11/2019 02:12	WG1293928
m&p-Xylene	ND		2.00	1	06/11/2019 02:12	WG1293928
Xylenes, Total	ND		3.00	1	06/11/2019 02:12	WG1293928
Methyl tert-butyl ether	1.93		1.00	1	06/11/2019 02:12	WG1293928
Naphthalene	ND		5.00	1	06/11/2019 02:12	WG1293928
(S) Toluene-d8	101		80.0-120		06/11/2019 02:12	WG1293928
(S) 4-Bromofluorobenzene	99.7		77.0-126		06/11/2019 02:12	WG1293928
(S) 1,2-Dichloroethane-d4	109		70.0-130		06/11/2019 02:12	WG1293928

- 1 Cp
- 2 Tc
- 3 Ss
- 4 Cn
- 5 Sr
- 6 Qc
- 7 Gl
- 8 Al
- 9 Sc



Volatile Organic Compounds (GC/MS) by Method 8260B

Analyte	Result	Qualifier	RDL	Dilution	Analysis date / time	Batch
Benzene	ND		1.00	1	06/11/2019 02:32	WG1293928
Toluene	ND		1.00	1	06/11/2019 02:32	WG1293928
Ethylbenzene	ND		1.00	1	06/11/2019 02:32	WG1293928
o-Xylene	ND		1.00	1	06/11/2019 02:32	WG1293928
m&p-Xylene	ND		2.00	1	06/11/2019 02:32	WG1293928
Xylenes, Total	ND		3.00	1	06/11/2019 02:32	WG1293928
Methyl tert-butyl ether	ND		1.00	1	06/11/2019 02:32	WG1293928
Naphthalene	ND		5.00	1	06/11/2019 02:32	WG1293928
(S) Toluene-d8	96.5		80.0-120		06/11/2019 02:32	WG1293928
(S) 4-Bromofluorobenzene	97.2		77.0-126		06/11/2019 02:32	WG1293928
(S) 1,2-Dichloroethane-d4	112		70.0-130		06/11/2019 02:32	WG1293928

- 1 Cp
- 2 Tc
- 3 Ss
- 4 Cn
- 5 Sr
- 6 Qc
- 7 Gl
- 8 Al
- 9 Sc



Method Blank (MB)

(MB) R3420927-2 06/10/19 22:37

Analyte	MB Result	MB Qualifier	MB MDL	MB RDL
	ug/l		ug/l	ug/l
Benzene	U		0.331	1.00
Ethylbenzene	U		0.384	1.00
Methyl tert-butyl ether	U		0.367	1.00
Naphthalene	U		1.00	5.00
Toluene	U		0.412	1.00
o-Xylene	U		0.341	1.00
m&p-Xylenes	U		0.719	2.00
Xylenes, Total	U		1.06	3.00
(S) Toluene-d8	100			80.0-120
(S) 4-Bromofluorobenzene	102			77.0-126
(S) 1,2-Dichloroethane-d4	110			70.0-130

Laboratory Control Sample (LCS)

(LCS) R3420927-1 06/10/19 21:58

Analyte	Spike Amount	LCS Result	LCS Rec.	Rec. Limits	LCS Qualifier
	ug/l	ug/l	%	%	
Benzene	25.0	20.9	83.7	70.0-130	
Ethylbenzene	25.0	22.9	91.7	70.0-130	
Methyl tert-butyl ether	25.0	25.1	101	70.0-130	
Naphthalene	25.0	26.2	105	70.0-130	
o-Xylene	25.0	22.2	88.7	70.0-130	
m&p-Xylenes	50.0	49.9	99.8	70.0-130	
Toluene	25.0	21.4	85.6	70.0-130	
Xylenes, Total	75.0	72.1	96.1	70.0-130	
(S) Toluene-d8			96.1	80.0-120	
(S) 4-Bromofluorobenzene			97.5	77.0-126	
(S) 1,2-Dichloroethane-d4			113	70.0-130	

1 Cp

2 Tc

3 Ss

4 Cn

5 Sr

6 Qc

7 Gl

8 Al

9 Sc



Guide to Reading and Understanding Your Laboratory Report

The information below is designed to better explain the various terms used in your report of analytical results from the Laboratory. This is not intended as a comprehensive explanation, and if you have additional questions please contact your project representative.

Abbreviations and Definitions

MDL	Method Detection Limit.
ND	Not detected at the Reporting Limit (or MDL where applicable).
RDL	Reported Detection Limit.
Rec.	Recovery.
RPD	Relative Percent Difference.
SDG	Sample Delivery Group.
(S)	Surrogate (Surrogate Standard) - Analytes added to every blank, sample, Laboratory Control Sample/Duplicate and Matrix Spike/Duplicate; used to evaluate analytical efficiency by measuring recovery. Surrogates are not expected to be detected in all environmental media.
U	Not detected at the Reporting Limit (or MDL where applicable).
Analyte	The name of the particular compound or analysis performed. Some Analyses and Methods will have multiple analytes reported.
Dilution	If the sample matrix contains an interfering material, the sample preparation volume or weight values differ from the standard, or if concentrations of analytes in the sample are higher than the highest limit of concentration that the laboratory can accurately report, the sample may be diluted for analysis. If a value different than 1 is used in this field, the result reported has already been corrected for this factor.
Limits	These are the target % recovery ranges or % difference value that the laboratory has historically determined as normal for the method and analyte being reported. Successful QC Sample analysis will target all analytes recovered or duplicated within these ranges.
Qualifier	This column provides a letter and/or number designation that corresponds to additional information concerning the result reported. If a Qualifier is present, a definition per Qualifier is provided within the Glossary and Definitions page and potentially a discussion of possible implications of the Qualifier in the Case Narrative if applicable.
Result	The actual analytical final result (corrected for any sample specific characteristics) reported for your sample. If there was no measurable result returned for a specific analyte, the result in this column may state "ND" (Not Detected) or "BDL" (Below Detectable Levels). The information in the results column should always be accompanied by either an MDL (Method Detection Limit) or RDL (Reporting Detection Limit) that defines the lowest value that the laboratory could detect or report for this analyte.
Uncertainty (Radiochemistry)	Confidence level of 2 sigma.
Case Narrative (Cn)	A brief discussion about the included sample results, including a discussion of any non-conformances to protocol observed either at sample receipt by the laboratory from the field or during the analytical process. If present, there will be a section in the Case Narrative to discuss the meaning of any data qualifiers used in the report.
Quality Control Summary (Qc)	This section of the report includes the results of the laboratory quality control analyses required by procedure or analytical methods to assist in evaluating the validity of the results reported for your samples. These analyses are not being performed on your samples typically, but on laboratory generated material.
Sample Chain of Custody (Sc)	This is the document created in the field when your samples were initially collected. This is used to verify the time and date of collection, the person collecting the samples, and the analyses that the laboratory is requested to perform. This chain of custody also documents all persons (excluding commercial shippers) that have had control or possession of the samples from the time of collection until delivery to the laboratory for analysis.
Sample Results (Sr)	This section of your report will provide the results of all testing performed on your samples. These results are provided by sample ID and are separated by the analyses performed on each sample. The header line of each analysis section for each sample will provide the name and method number for the analysis reported.
Sample Summary (Ss)	This section of the Analytical Report defines the specific analyses performed for each sample ID, including the dates and times of preparation and/or analysis.

Qualifier Description

The remainder of this page intentionally left blank, there are no qualifiers applied to this SDG.

1 Cp

2 Tc

3 Ss

4 Cn

5 Sr

6 Qc

7 Gl

8 Al

9 Sc



Pace National is the only environmental laboratory accredited/certified to support your work nationwide from one location. One phone call, one point of contact, one laboratory. No other lab is as accessible or prepared to handle your needs throughout the country. Our capacity and capability from our single location laboratory is comparable to the collective totals of the network laboratories in our industry. The most significant benefit to our one location design is the design of our laboratory campus. The model is conducive to accelerated productivity, decreasing turn-around time, and preventing cross contamination, thus protecting sample integrity. Our focus on premium quality and prompt service allows us to be YOUR LAB OF CHOICE.

* Not all certifications held by the laboratory are applicable to the results reported in the attached report.
 * Accreditation is only applicable to the test methods specified on each scope of accreditation held by Pace National.

State Accreditations

Alabama	40660	Nebraska	NE-OS-15-05
Alaska	17-026	Nevada	TN-03-2002-34
Arizona	AZ0612	New Hampshire	2975
Arkansas	88-0469	New Jersey-NELAP	TN002
California	2932	New Mexico ¹	n/a
Colorado	TN00003	New York	11742
Connecticut	PH-0197	North Carolina	Env375
Florida	E87487	North Carolina ¹	DW21704
Georgia	NELAP	North Carolina ³	41
Georgia ¹	923	North Dakota	R-140
Idaho	TN00003	Ohio-VAP	CL0069
Illinois	200008	Oklahoma	9915
Indiana	C-TN-01	Oregon	TN200002
Iowa	364	Pennsylvania	68-02979
Kansas	E-10277	Rhode Island	LA000356
Kentucky ^{1,6}	90010	South Carolina	84004
Kentucky ²	16	South Dakota	n/a
Louisiana	AI30792	Tennessee ^{1,4}	2006
Louisiana ¹	LA180010	Texas	T104704245-18-15
Maine	TN0002	Texas ⁵	LAB0152
Maryland	324	Utah	TN00003
Massachusetts	M-TN003	Vermont	VT2006
Michigan	9958	Virginia	460132
Minnesota	047-999-395	Washington	C847
Mississippi	TN00003	West Virginia	233
Missouri	340	Wisconsin	9980939910
Montana	CERT0086	Wyoming	A2LA

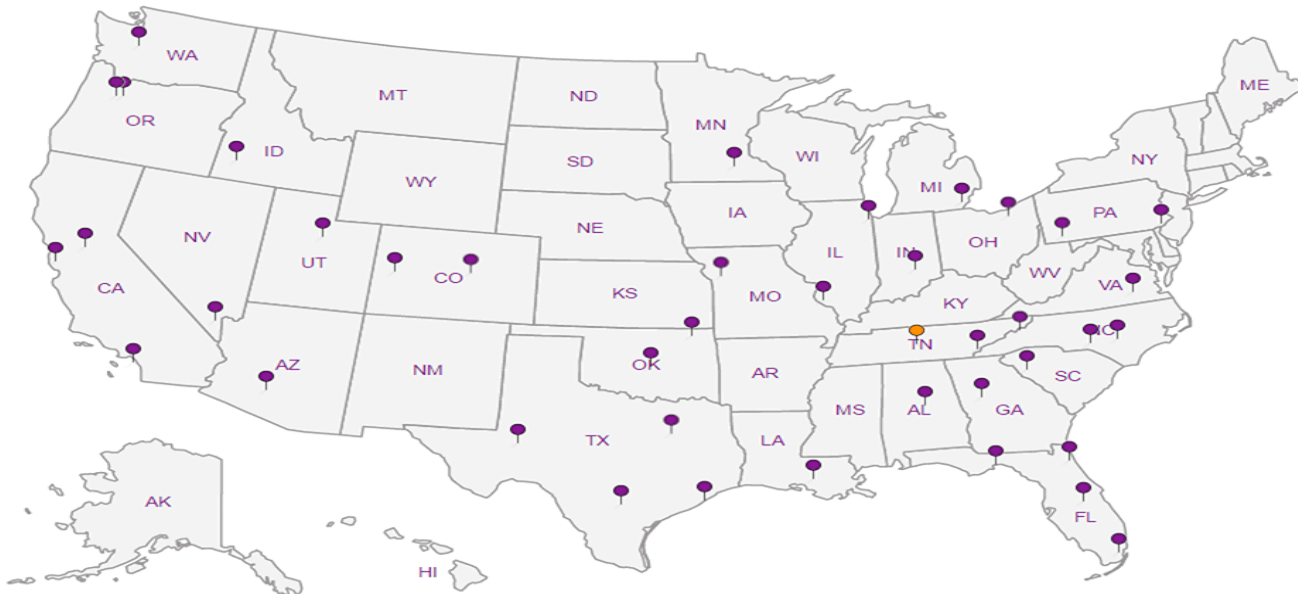
Third Party Federal Accreditations

A2LA – ISO 17025	1461.01	AIHA-LAP,LLC EMLAP	100789
A2LA – ISO 17025 ⁵	1461.02	DOD	1461.01
Canada	1461.01	USDA	P330-15-00234
EPA-Crypto	TN00003		

¹ Drinking Water ² Underground Storage Tanks ³ Aquatic Toxicity ⁴ Chemical/Microbiological ⁵ Mold ⁶ Wastewater n/a Accreditation not applicable

Our Locations

Pace National has sixty-four client support centers that provide sample pickup and/or the delivery of sampling supplies. If you would like assistance from one of our support offices, please contact our main office. Pace National performs all testing at our central laboratory.



1 Cp

2 Tc

3 Ss

4 Cn

5 Sr

6 Qc

7 Gl

8 Al

9 Sc

Kinder Morgan- Atlanta, GA

6600 Peachtree Dunwoody Road
400 Embassy Row - Suite 600
Atlanta GA 30328

Report to:
Bethany Garvey

Billing Information:
Accounts Payable
1000 Windward Concourse
Ste 450
Alpharetta, GA 30005

Email To: bethany.garvey@jacobs.com;
tom.wiley@jacobs.com

Project
Description: **Lewis Drive Surface Water**

City/State
Collected: **BELTON, SC**

Phone: **770-604-9182**
Fax:

Client Project #
**D3161400 - B.PN.GEN.
L DOMR. SW**

Lab Project #
KINCH2MGA-LEWIS

Collected by (print):
MEUSSA WARRIN

Site/Facility ID #

P.O. #

Collected by (signature):
[Signature]

Rush? (Lab MUST Be Notified)

Quote #

Same Day Five Day
 Next Day 5 Day (Rad Only)
 Two Day 10 Day (Rad Only)
 Three Day

Date Results Needed

Immediately Packed on Ice N Y

No. of
Cntrs

Sample ID	Comp/Grab	Matrix *	Depth	Date	Time	No. of Cntrs	Analysis / Container / Preservative	Chain of Custody
SW01-060619	GRAB	GW	NA	06/06/19	0930	3	X	V8260BTEXNSC 40m/Amb-HCl
SW07-060619	GRAB	GW	NA	06/06/19	0945	3	X	
		GW				3	X	
		GW				3	X	
		GW				3	X	
		GW				3	X	
		GW				3	X	
		GW				3	X	
		GW				3	X	

RAD SCREEN: <0.5 mR

* Matrix:
SS - Soil AIR - Air F - Filter
GW - Groundwater B - Bioassay
WW - WasteWater
DW - Drinking Water
OT - Other

Remarks: V8260BTEXNSC=BTEX + Naphthalene + MTBE

pH _____ Temp _____
Flow _____ Other _____

Sample Receipt Checklist
COC Seal Present/Intact: NP Y N
COC Signed/Accurate: Y N
Bottles arrive intact: Y N
Correct bottles used: Y N
Sufficient volume sent: Y N
If Applicable
VOA Zero Headspace: Y N
Preservation Correct/Checked: Y N

Samples returned via: _____ Tracking # **1023 1355 6320**

Relinquished by: (Signature) <i>[Signature]</i>	Date: 06/06/19	Time: 1300	Received by: (Signature)	Trip Blank Received: Yes <input checked="" type="checkbox"/> No <input type="checkbox"/> HCL / MeOH TBR
Relinquished by: (Signature)	Date:	Time:	Received by: (Signature)	Temp: °C 09:10:04 Bottles Received: 6
Relinquished by: (Signature)	Date:	Time:	Received for lab by: (Signature) <i>[Signature]</i>	Date: 6/7/19 Time: 8:45 Hold: Condition: NCF / OK



12065 Lebanon Rd
Mount Juliet, TN 37122
Phone: 615-758-5858
Phone: 800-767-5859
Fax: 615-758-5859



L# **L1166709**
1179
Accountnum: **KINCH2MGA**
Template: **T120701**
Prelogin: **P708639**
TSR: **526 - Chris McCord**
PB:
Shipped Via: **FedEX Standard**